

## FEATURE: ENDANGERED SPECIES

### Conservation Status of Imperiled North American Freshwater and Diadromous Fishes

**ABSTRACT:** This is the third compilation of imperiled (i.e., endangered, threatened, vulnerable) plus extinct freshwater and diadromous fishes of North America prepared by the American Fisheries Society's Endangered Species Committee. Since the last revision in 1989, imperilment of inland fishes has increased substantially. This list includes 700 extant taxa representing 133 genera and 36 families, a 92% increase over the 364 listed in 1989. The increase reflects the addition of distinct populations, previously non-imperiled fishes, and recently described or discovered taxa. Approximately 39% of described fish species of the continent are imperiled. There are 230 vulnerable, 190 threatened, and 280 endangered extant taxa, and 61 taxa presumed extinct or extirpated from nature. Of those that were imperiled in 1989, most (89%) are the same or worse in conservation status; only 6% have improved in status, and 5% were delisted for various reasons. Habitat degradation and nonindigenous species are the main threats to at-risk fishes, many of which are restricted to small ranges. Documenting the diversity and status of rare fishes is a critical step in identifying and implementing appropriate actions necessary for their protection and management.



R. T. BRYANT

*Entosphenus tridentatus*, Pacific lamprey, a vulnerable parasitic species found in Canada, the United States, and Mexico. The cyan colors are artificial and result from light filtered by colored glass in the observation window of the Bonneville Dam fish ladder, Columbia River, Oregon and Washington.

**Howard L. Jelks,  
Stephen J. Walsh,  
Noel M. Burkhead,  
Salvador Contreras-Balderas,  
Edmundo Díaz-Pardo,  
Dean A. Hendrickson,  
John Lyons,  
Nicholas E. Mandrak,**

Jelks, Walsh, and Burkhead are research biologists with the U.S. Geological Survey, Gainesville, Florida. Burkhead is chair and Jelks and Walsh are co-vice chairs of the American Fisheries Society's Endangered Species Committee. They can be contacted at [nburkhead@usgs.gov](mailto:nburkhead@usgs.gov), [hjelks@usgs.gov](mailto:hjelks@usgs.gov), and [swalsh@usgs.gov](mailto:swalsh@usgs.gov).

Contreras-Balderas is a professor emeritus at Universidad Autónoma de Nuevo León, San Nicolás de los Garza, Nuevo León, Mexico.

Díaz-Pardo is a member of the Facultad de Ciencias Naturales-Biología, Universidad Autónoma de Querétaro, Querétaro, Mexico.

Hendrickson is a curator of ichthyology at the Texas Natural Science Center, University of Texas, Austin.

Lyons is a research scientist with the Wisconsin Department of Natural Resources, Monona.

Mandrak is a research scientist with the Great Lakes Laboratory for Fisheries and Aquatic Sciences, Department of Fisheries and Oceans, Burlington, Ontario.

**Frank McCormick,  
Joseph S. Nelson,  
Steven P. Platania,  
Brady A. Porter,  
Claude B. Renaud,  
Juan Jacobo Schmitter-Soto,  
Eric B. Taylor, and  
Melvin L. Warren, Jr.**

McCormick is a biologist with the Environmental Sciences Research Staff, U.S. Forest Service, Washington, DC.

Nelson is a professor emeritus of biological sciences, University of Alberta, Edmonton, Alberta.

Platania is an associate curator of fishes, Museum of Southwestern Biology, University of New Mexico, Albuquerque.

Porter is an assistant professor in the Bayer School of Natural and Environmental Sciences, Duquesne University, Pittsburgh, Pennsylvania.

Renaud is a research scientist with the Canadian Museum of Nature, Ottawa, Ontario.

Schmitter-Soto is a curator of fishes, El Colegio de la Frontera Sur, Chetumal, Quintana Roo, Mexico.

Taylor is a professor and associate director of the University of British Columbia Biodiversity Research Centre, Vancouver, British Columbia.

Warren is a research biologist with the Southern Research Station, U.S. Forest Service, Oxford, Mississippi.

# Conservación de peces amenazados, diádromos y de agua dulce, en Norteamérica

Este trabajo constituye la tercera compilación de peces de diádromos y de agua dulce en peligro y extintos (i.e. en peligro, amenazados y vulnerables) en Norteamérica, preparada por el Comité de Especies Amenazadas de la Sociedad Americana de Pesquerías. Desde que se hizo la última revisión en 1989, las amenazas a los peces de aguas continentales se han incrementado de manera importante. La presente lista incluye 700 taxa vivientes pertenecientes a 133 géneros y 36 familias, un incremento del 92% con respecto a las 364 especies listadas en 1989. Este aumento refleja la adición tanto de distintas poblaciones de peces que previamente no habían sido reconocidas en peligro, como de taxa recientemente descritos o redescubiertos. Aproximadamente 39% de los peces descritos de agua dulce están amenazados. Existen 230 especies vulnerables, 190 amenazadas, 280 en peligro y 61 presumiblemente extintas o extirpadas del medio natural. De aquellas consideradas como amenazadas en 1989, la mayoría (89%) mantienen el mismo estado de conservación, o peor; solo 6% han mejorado su situación y 5% han sido sacadas de la lista por varias razones. La degradación del hábitat y la introducción de especies foráneas se identifican como las principales amenazas para las especies enlistadas, muchas de las cuales están restringidas a pequeñas áreas. Documentar la diversidad y el estado de los peces raros es un paso indispensable en la identificación e implementación de acciones para su protección y manejo.

## INTRODUCTION


North America is considered to have the greatest temperate freshwater biodiversity on Earth (Abell et al. 2000). This diversity is represented by large numbers of aquatic invertebrates (primarily insects, crustaceans, and mollusks) and fishes on the continent (Page and Burr 1991; Abell et al. 2000; Lundberg et al. 2000). The continent also has some of the most threatened aquatic ecosystems in the world, largely due to a multitude of human activities that have altered natural landscapes and native biotas (Allan and Flecker 1993; Ricciardi and Rasmussen 1999). The greatest threats to freshwater ecosystems globally are: anthropogenic activities that cause habitat degradation, fragmentation, and loss; flow modifications; translocation of species outside of their native ranges; over-exploitation; and pollution (Dudgeon et al. 2006; Helfman 2007). Documenting regional biodiversity and understanding historical, current, and impending threats to freshwater eco-

systems are necessary for protecting and recovering species, distinct populations, and natural communities.

Given that rivers and lakes comprise only 0.009% of the Earth's water, it is remarkable that about 12,000 described fish species (43% of total fish biodiversity) dwell in this limited freshwater resource (Nelson 2006; Helfman 2007). Unfortunately, freshwater habitats are among the most threatened ecosystems throughout the world, making fishes and other aquatic organisms important sentinels of degraded ecological conditions (Leidy and Moyle 1998). Aquatic systems receive the cumulative impacts of changes in their watersheds, whether beneficial or harmful. Humans appropriate freshwater globally for direct consumption, crop irrigation, waste disposal, and other purposes. The direct and indirect competition with humans for limited freshwater resources is largely why fishes and other aquatic organisms are among the most imperiled faunas on Earth (Leidy and Moyle 1998; Duncan and Lockwood 2001).

For over 25 years, the American Fisheries Society Endangered Species Committee

(hereafter AFS-ESC or committee) has reported the status of the imperiled freshwater biota of North America. The first comprehensive list of imperiled fishes of the continent was provided by Deacon et al. (1979), followed 10 years later with a reassessment by Williams et al. (1989). In the same issue of *Fisheries*, Miller et al. (1989) reviewed the extinct fishes of North America; taxa from both of these lists were combined for comparative analyses presented here. The lists provided by Deacon et al. (1979) and Williams et al. (1989) are hereafter referred to as the 1979 and 1989 AFS lists. A similar assessment of fishes of the southern United States was compiled by Warren et al. (2000). In addition to these summaries of imperiled freshwater fishes, subcommittees of the AFS-ESC provided reviews of the freshwater crayfish and mussel faunas of Canada and the United States (Taylor et al. 1996, 2007; Williams et al. 1993), and the first list of aquatic snails is in preparation. The AFS has also produced a summary of at-risk stocks or distinct population segments of marine, estuarine, and diadromous fishes



A. KIEL

Cattle access to streams degrades aquatic habitats by causing nutrient enrichment, sedimentation, and loss of riparian cover; Clear Creek, Iowa.



J. M. ARTIGAS AZAS

This spring in Cuatro Ciénegas, Coahuila, Mexico, is an aquatic oasis; 13 imperiled taxa are endemic to the complex of springs found here.

(Musick et al. 2000) which overlaps this list for 11 diadromous taxa.

The principal objective of these AFS lists is to provide a comprehensive evaluation of the conservation status of aquatic organisms, based on the best available evidence compiled by the scientific community, so that conservation initiatives and priorities can be established. These lists are intended to supplement, not supplant, similar lists developed by government agencies and other organizations. This study provides an updated assessment of the conservation status of imperiled freshwater and diadromous fishes of North America, accounting for taxonomic and nomenclatural changes, new discoveries, and revised information regarding distributions and abundances of at-risk species and infraspecific taxa. A degree of subjectivity is inherent in developing conservation lists. Data are imperfect regarding taxonomy, distribution, abundance, and threats. Quantitative abundance data are lacking for most species, even for populations of popular game species. Recognizing these limitations, the AFS-ESC compiled a comprehensive list of fishes in North America that are in need of conservation efforts.

## METHODS

Opinions vary regarding the appropriate taxonomic level to include in conservation lists. Some suggest that conservation lists are of limited use for analyzing imperilment trends due to taxonomic inflation associated with the application of different species concepts and recognition of different scales of biodiversity (Isaac et al. 2004). Others believe that inclusion of infraspecific taxa, evolutionarily significant units, distinct population segments, and subspecies is impor-

tant to conserving biodiversity (Vogler and DeSalle 1994; Waples 1998; Musick et al. 2000; Haig et al. 2006). While appreciating the myriad of historical and current issues revolving around various species concepts and hierarchical scales of biodiversity, the AFS-ESC adopted an inclusive approach to listing all taxa in need of conservation.

### Geographic scope

All continental freshwater and diadromous fishes in Canada, the United States, and Mexico were considered for inclusion on this list. Fishes from islands off the west coasts of Alaska and Canada were included since their faunas were derived from the North American continental or nearshore areas. Freshwater fishes of Hawaii listed by Deacon et al. (1979) and Williams et al. (1989) are excluded from the current list because of their extralimital distribution from the continental fauna. Fishes from a small area of Quintana Roo and Campeche, Mexico are also excluded, as they belong in a mostly Central American ecoregion.

In collaboration with the World Wildlife Fund, the AFS-ESC developed a map of freshwater ecoregions that combines spatial and faunistic information derived from Maxwell et al. (1995), Abell et al. (2000, 2008), Commission for Environmental Cooperation (CEC 2007), Atlas of Canada (2003), and U.S. Geological Survey Hydrologic Unit Code maps (Watermolen 2002). Eighty ecoregions were identified based on physiography and faunal assemblages of the Atlantic, Arctic, and Pacific basins (Figure 1; Table 1). Each taxon on the list was assigned to one or more ecoregions that circumscribes its native distribution. A variety of sources were used to obtain distributional information, most notably Lee et

al. (1980), Hocutt and Wiley (1986), Page and Burr (1991), Behnke (2002), Miller et al. (2005), numerous state and provincial fish books for the United States and Canada, and the primary literature, including original taxonomic descriptions.

### Status definitions

Except for the modifications described below, the committee used the conservation categories and listing criteria developed for previous lists (Deacon et al. 1979; Williams et al. 1989; Warren et al. 2000). We use the term “taxon” to include named species, named subspecies, undescribed forms, and distinct populations as characterized by unique morphological, genetic, ecological, or other attributes warranting taxonomic recognition. Undescribed taxa are included, based on the above diagnostic criteria in combination with known geographic distributions and documentation deemed of scientific merit, as evidenced from publication in peer-reviewed literature, conference abstracts, unpublished theses or dissertations, or information provided by recognized taxonomic experts. Although we did not independently evaluate the taxonomic validity of undescribed taxa, the committee adopted a conservative approach to recognize them on the basis of prevailing evidence that suggests these forms are sufficiently distinct to warrant conservation and management actions. Status categories and abbreviations are as follows (the term “imminent” is defined as fewer than 50 years):

**Endangered (E):** a taxon that is in imminent danger of extinction throughout all or extirpation from a significant portion of its range.

**Threatened (T):** a taxon that is in imminent danger of becoming endangered



Little Colorado River at Salt Canyon, Arizona. The endemic fish fauna of the Colorado River system represents a distinctive suite of large river desert fishes.

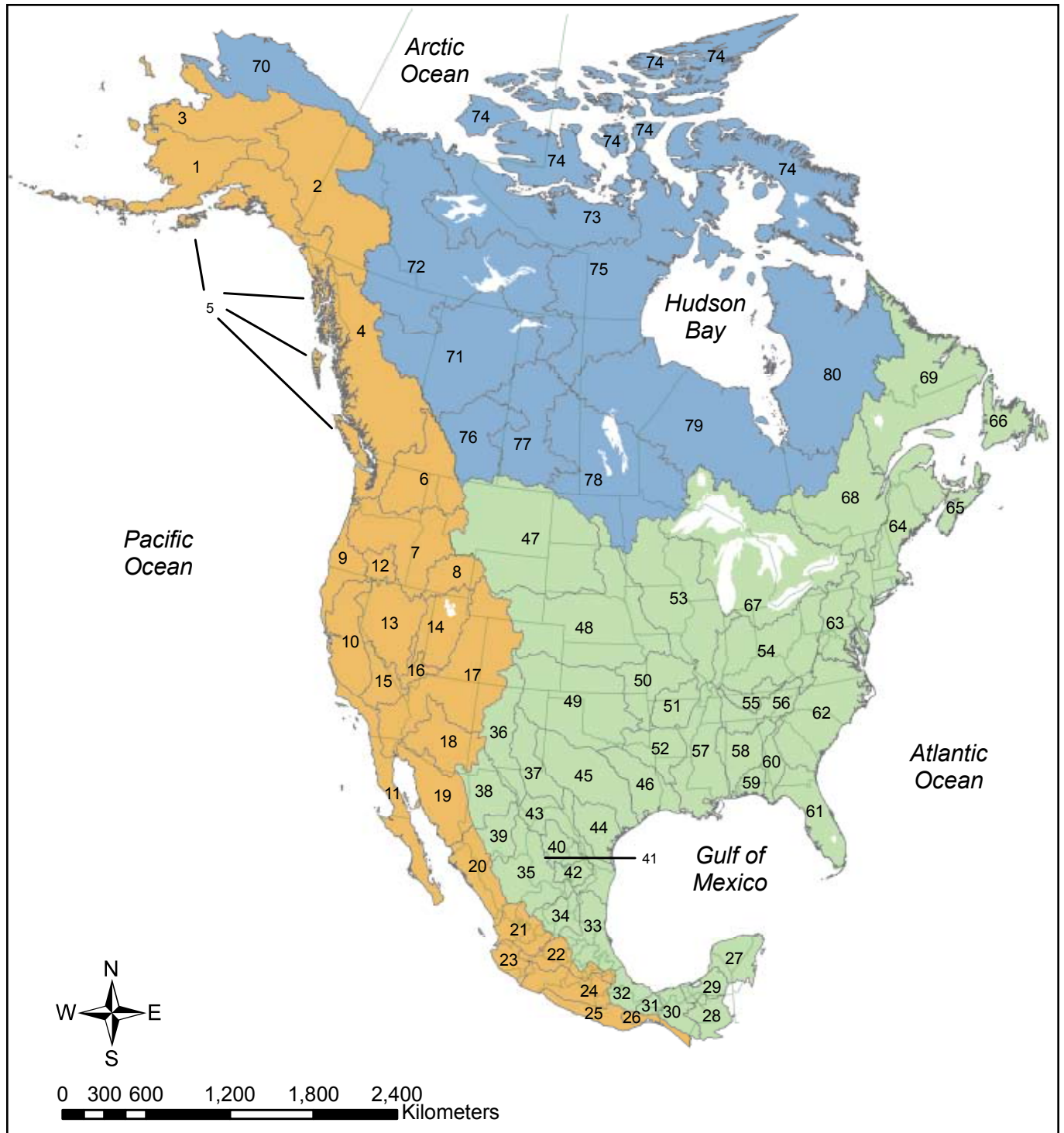


Norris Dam on the Clinch River, Tennessee, the first large dam built by the Tennessee Valley Authority in 1936. Large dams fragment populations, impede migration of fishes, and are points of introduction for many nonindigenous fishes.

S. J. WALSH

TENNESSEE VALLEY AUTHORITY

**Figure 1.** North American freshwater ecoregions as modified from Maxwell et al. (1995), Abell et al. (2000, 2008), Commission for Environmental Cooperation Watersheds (CEC 2007), and U.S. Geological Survey Hydrologic Unit Code maps. Numbers correspond to freshwater ecoregions in Table 1. Colors indicate the Atlantic (green), Arctic (blue), and Pacific (tan) bioregions.



throughout all or a significant portion of its range.

**Vulnerable (V):** a taxon that is in imminent danger of becoming threatened throughout all or a significant portion of its range. This status is equivalent to “Special Concern” as designated by Deacon et al. (1979), Williams et al. (1989), and many

governmental agencies and nongovernmental organizations.

**Extinct (X):** a taxon of which no living individual has been documented in its natural habitat for 50 or more years. Extinct fishes were not included in Deacon et al. (1979) or Williams et al. (1989), but the AFS-ESC deemed it an important task to report information about the demise of wild

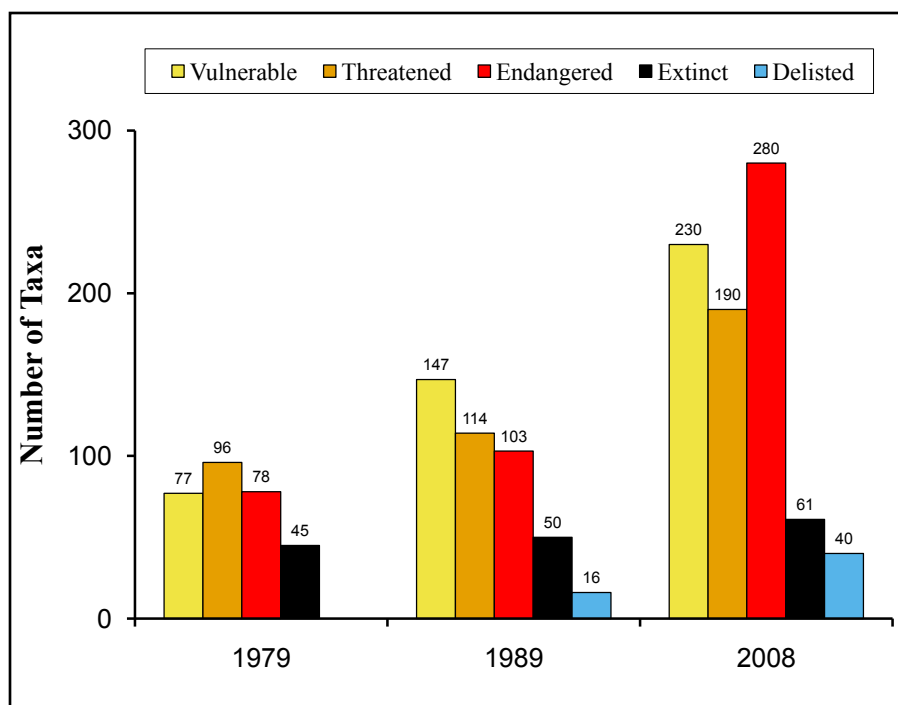
populations. Two additional subcategories of extinction were recognized for the purpose of tracking information on individual taxa but were combined as extinct in our analysis:

**Possibly Extinct (Xp),** a taxon that is suspected to be extinct as indicated by more than 20 but fewer than 50 years since individuals were observed in nature; and,

**Table 1.** Freshwater ecoregions of North America based on map (Figure 1) developed cooperatively by the American Fisheries Society's Endangered Species Committee and the World Wildlife Fund.

<p><b>PACIFIC BIOREGION</b></p> <p><b>Coastal Complex</b></p> <ol style="list-style-type: none"> <li>1. Aleutian and Bering Coastal</li> <li>2. Upper Yukon</li> <li>3. Lower Yukon</li> <li>4. North Pacific Coastal</li> <li>5. North Pacific Islands</li> <li>6. Columbia Glaciated</li> <li>7. Columbia Unglaciated</li> <li>8. Upper Snake</li> <li>9. Pacific Mid-Coastal</li> <li>10. Pacific Central Valley</li> <li>11. California-Baja California</li> </ol> <p><b>Great Basin Complex</b></p> <ol style="list-style-type: none"> <li>12. Oregon Lakes</li> <li>13. Lahontan</li> <li>14. Bonneville</li> <li>15. Death Valley</li> </ol> <p><b>Colorado Complex</b></p> <ol style="list-style-type: none"> <li>16. Vegas-Virgin</li> <li>17. Colorado</li> <li>18. Gila</li> </ol> <p><b>Sierra Madre Occidental Complex</b></p> <ol style="list-style-type: none"> <li>19. Sonoran</li> <li>20. Sinaloan Coastal</li> <li>21. Santiago</li> <li>22. Lerma-Chapala</li> <li>23. Ameca-Manantlán</li> <li>24. Balsas</li> <li>25. Sierra Madre del Sur</li> <li>26. Tehuantepec</li> </ol>	<p><b>ATLANTIC BIOREGION</b></p> <p><b>Papaloapan/Yucatán Complex</b></p> <ol style="list-style-type: none"> <li>27. Yucatán-Quintana Roo</li> <li>28. Upper Usumacinta</li> <li>29. Lower Usumacinta-Laguna de Términos</li> <li>30. Grijalva</li> <li>31. Coatzacoalcos</li> <li>32. Papaloapan</li> </ol> <p><b>Río Grande/Bravo Complex</b></p> <ol style="list-style-type: none"> <li>33. Pánuco</li> <li>34. Llanos del Salado</li> <li>35. Mayrán-Viesca</li> <li>36. Upper Río Grande (Río Bravo del Norte)</li> <li>37. Pecos</li> <li>38. Guzmán-Samalayuca</li> <li>39. Río Conchos</li> <li>40. Río Salado</li> <li>41. Cuatro Ciénegas</li> <li>42. Río San Juan</li> <li>43. Lower Río Grande (Río Bravo del Norte)</li> </ol> <p><b>Mississippi Complex</b></p> <ol style="list-style-type: none"> <li>44. West Texas Gulf</li> <li>45. East Texas Gulf</li> <li>46. Sabine-Galveston</li> <li>47. Upper Missouri</li> <li>48. Middle Missouri</li> <li>49. Southern Plains</li> <li>50. Central Prairie</li> <li>51. Ozark Highlands</li> <li>52. Ouachita Highlands</li> <li>53. Mississippi</li> <li>54. Ohio</li> <li>55. Cumberland</li> </ol>	<ol style="list-style-type: none"> <li>56. Tennessee</li> <li>57. Mississippi Embayment</li> <li>58. Mobile Bay</li> <li>59. Florida Gulf</li> <li>60. Apalachicola</li> </ol> <p><b>Atlantic Complex</b></p> <ol style="list-style-type: none"> <li>61. Florida</li> <li>62. South Atlantic</li> <li>63. Chesapeake Bay</li> <li>64. North Atlantic</li> <li>65. Maritimes</li> <li>66. Newfoundland-Anticosti</li> </ol> <p><b>St. Lawrence Complex</b></p> <ol style="list-style-type: none"> <li>67. Great Lakes</li> <li>68. Upper St. Lawrence</li> <li>69. Lower St. Lawrence</li> </ol> <p><b>ARCTIC BIOREGION</b></p> <p><b>Arctic Complex</b></p> <ol style="list-style-type: none"> <li>70. Arctic Coastal</li> <li>71. Upper Mackenzie</li> <li>72. Lower Mackenzie</li> <li>73. Central Arctic</li> <li>74. Arctic Islands</li> </ol> <p><b>Hudson Bay Complex</b></p> <ol style="list-style-type: none"> <li>75. Western Hudson Bay</li> <li>76. Upper Saskatchewan</li> <li>77. Middle Saskatchewan</li> <li>78. English-Winnipeg Lakes</li> <li>79. Southern Hudson Bay</li> <li>80. Eastern Hudson Bay-Ungava</li> </ol>
--	--	---

**Figure 2.** Numbers of imperiled North American freshwater and diadromous fish taxa in each status category as listed previously by the AFS Endangered Species Committee in Deacon et al. (1979), Williams et al. (1989), and this list (2008). Extinct taxa for each year are cumulative based on estimated dates of extinction, whereas delisted taxa are the number of taxa excluded since the previous list.



**Extirpated in Nature (Xn)**, where all populations of a taxon are presumed to have perished in natural habitats, but reproducing individuals are currently maintained in captivity. The latter case applies primarily to several Mexican fishes that were endemic to isolated springs that have dried, but live stocks are currently kept in designated aquaria (Contreras-Balderas et al. 2003).

**Delisted (D)**: a taxon from previous AFS lists that no longer merits listing due to abatement of threats, greater abundance or larger range than previously documented, taxonomic invalidity, or extralimital distribution from the North American continent.

#### Listing criteria

The categories of threats to taxa on the list follow those used by Deacon et al. (1979) and Williams et al. (1989) with minor modification. Listing criteria are as follows: (1) present or threatened destruction, modification, or reduction of a taxon's habitat or range; (2) over-exploitation for commercial, recreational, scientific, or educational purposes; intentional eradication with ichthyocides; or indirect impacts of fishing pressure

such as reduction or loss of host fish populations required by parasitic lampreys; (3) disease or parasitism; (4) other natural or anthropogenic factors that affect a taxon's existence, including impacts of nonindigenous organisms, hybridization, competition, and/or predation; and (5) a narrowly restricted range. Threats as defined in (1) include not only physical habitat loss but also perturbations caused by factors such as sedimentation, chemical pollution, dewatering, and anthropogenic modifications to natural channels or flow regimes. Impacts from intentional poisoning and indirect fishing pressure in (2) were added from previous lists to address a small number of taxa that were not affected by the other forms of fishery utilization listed under this criterion. Parasitism was added to (3) as an emerging threat, primarily associated with whirling disease (in salmonids) and endoparasitic helminths (in cyprinids and other fishes), to distinguish from more generic pathogens.

#### Listing process

The AFS-ESC lists published by Deacon et al. (1979) and Williams et al. (1989), lists of Mayden et al. (1992) and Warren et al. (2000), and the national lists of Canada (COSEWIC 2004; SARA 2004), Mexico (SEMARNAT 2002), and the United States (USFWS 2005, 2007) were used to develop a preliminary draft of the present list. AFS-ESC members then added any taxa that they believed merited consideration and provided rationale for inclusion. Each taxon was assigned current status, listing criteria, and native ecoregion distribution based on the best available data. Many state fish books, journal articles, agency reports, and websites were used to compile information on the current status, distribution, and threats. Taxa were independently assessed by AFS-ESC members and external reviewers with appropriate geographic and taxonomic expertise. Drafts of the list were reviewed repeatedly until a final list was reached by consensus of the committee. Nomenclature of nominal species follows the joint AFS and American Society of Ichthyologists and Herpetologists (ASIH) Committee on Names of Fishes (Nelson et al. 2004, 2006) except where there have been subsequent taxonomic or nomenclatural changes (Eschmeyer 2008). Intraspecific taxa were not included in Nelson et al. (2004). However, as stated above, one objective of this study is to provide a comprehensive assessment of taxa that are appropriate units for conservation and management, thus providing the rationale for

including subspecies and populations herein. For undescribed taxa and populations, we used vernacular names based on unpublished sources or descriptive geographical features to identify location (e.g. water body, valley, municipality). Comments from the AFS-ESC and external reviewers were recorded for each taxon. The list was maintained as a spreadsheet for ease of sharing with the committee and reviewers. The complete list and distributional maps are available online as a searchable database at:

<http://fisc.er.usgs.gov/afs/>

Fish images are depicted in the traditional head-left orientation despite original orientation for some photographs.

#### RESULTS

The current compilation includes 700 taxa listed as vulnerable (230), threatened (190), or endangered (280), plus 61 that are presumed extinct or considered extirpated from natural habitats (Appendix 1; Figure 2). This represents a 92% increase over the 364 taxa listed in 1989 (Williams et al. 1989) and a 179% increase from the 251 taxa listed in 1979 (Deacon et al. 1979). The current list includes representatives of 133 genera and 36 families. Seventy-three imperiled taxa were described since 1989, 18 of which were reported as undescribed on the 1989 list. Forty taxa that appeared on the 1979 and 1989 lists are omitted herein. Thirteen were delisted in 1989 due to taxonomic revision or were more common or widespread than indicated in 1979. In addition, another 15 taxa were removed here due to synonymy or uncertain taxonomic status. Four

Hawaiian gobies were omitted due to extra-continental distribution. Only 8 taxa from the 1989 list were omitted due to improved status (Table 2): the formerly endangered Bonneville cutthroat trout (*Oncorhynchus clarkii utah*), threatened kiyi (*Coregonus kiyi kiyi*), and special concern bloater (*Coregonus hoyi*), Lahontan tui chub (*Gila bicolor obesa*), Kanawha minnow (*Phenacobius teretulus*), bigeye jumprock (*Moxostoma ariommum*), Kanawha darter (*Etheostoma kanawhae*), and redband darter (*E. luteovinctum*). Three taxa on the 1979 list that were excluded from the 1989 list are reinstated here. The Waccamaw darter (*Etheostoma perlongum*) was presumed to be a synonym of the tessellated darter (*E. olmstedii*) by Williams et al. (1989), but was treated as a valid species by Nelson et al. (2004). Spring cavefish (*Forbesichthys agassizii*) and Yazoo darter (*Etheostoma raneyi*), believed sufficiently abundant to preclude listing by Williams et al. (1989), have populations that are now categorized as threatened or vulnerable.



Potosí Spring, Nuevo León, Mexico in 1972 (top) and 1995 (bottom). Water withdrawal resulted in the spring and its outflow drying in 1994, resulting in the extinction of the Potosí and Catarina pupfishes; the latter survives in captivity.

S. CONTRERAS-BAJERAS

S. CONTRERAS-BAJERAS

**Table 2.** Taxa or names delisted since the previous AFS list of endangered, threatened, and rare fishes (Williams et al. 1989) and the basis for delisting. Status change indicates fishes that are more common or widespread than previously recognized. Taxonomic invalidity represents taxa that are documented synonyms of other taxa or where taxonomic recognition is unwarranted based on available evidence. Extralimital species occur in the circum-Hawaiian region.

TAXON	AFS COMMON NAME	STATUS CHANGE	TAXONOMIC INVALIDITY	EXTRALIMITAL
<b>Family Cyprinidae</b>		<b>Carps and Minnows</b>		
<i>Cyprinella formosa</i> ssp.	sardinita hermosa de Santa Clara		X	
<i>Cyprinella lutrensis santamariae</i> (Evermann and Goldsborough, 1902)	sardina dorada		X	
<i>Gila bicolor obesa</i> (Girard, 1856)	Lahontan tui chub	X		
<i>Notropis imeldae</i> Cortés, 1968	sardinita de Río Verde		X	
<i>Phenacobius teretulus</i> Cope, 1867	Kanawha minnow	X		
<b>Family Catostomidae</b>		<b>Suckers</b>		
<i>Catostomus conchos</i> Meek, 1902	matalote del Conchos		X	
<i>Moxostoma ariommum</i> Robins and Raney, 1956	bigeye jumprock	X		
<b>Family Characidae</b>		<b>Characins</b>		
<i>Astyanax</i> sp. cf. <i>mexicanus</i>	sardina labiosa Chiapas		X	
<i>Astyanax</i> sp. cf. <i>mexicanus</i>	sardina labiosa Oaxaca		X	
<b>Family Heptapteridae</b>		<b>Heptapterid Catfishes</b>		
<i>Rhamdia guatemalensis decolor</i> Hubbs, 1936	juil descolorido		X	
<i>Rhamdia guatemalensis stygaea</i> Hubbs, 1936	juil de Ojos Pequeños		X	
<i>Rhamdia sacrificii</i> Barbour and Cole, 1906	juil de Los Sacrificios		X	
<b>Family Salmonidae</b>		<b>Salmonids</b>		
<i>Coregonus alpenae</i> (Koelz, 1924) <sup>1</sup>	longjaw cisco		X	
<i>Coregonus clupeaformis</i> ssp.	lake whitefish (Lake Simcoe population)		X	
<i>Coregonus hoyi</i> (Milner, 1874)	bloater	X		
<i>Coregonus kiyi kiyi</i> (Koelz, 1921)	kiyi	X		
<i>Coregonus</i> sp.	Opeongo whitefish		X	
<i>Oncorhynchus clarkii utah</i> (Suckley, 1874)	Bonneville cutthroat trout	X		
<i>Oncorhynchus clarkii</i> ssp.	Whitehorse cutthroat trout		X	
<b>Family Bythitidae</b>		<b>Viviparous Brotulas</b>		
<i>Typhliasina</i> sp.	nueva dama ciega		X	
<b>Family Cyprinodontidae</b>		<b>Pupfishes</b>		
<i>Cyprinodon</i> sp.	cachorrito de la Presita		X	
<b>Family Percidae</b>		<b>Perches</b>		
<i>Etheostoma kanawhae</i> (Raney, 1941)	Kanawha darter	X		
<i>Etheostoma luteovinctum</i> Gilbert and Swain, 1887	redband darter	X		
<b>Family Eleotridae</b>		<b>Sleepers</b>		
<i>Eleotris sandwicensis</i> Vaillant and Sauvage, 1875	o'opu			X
<b>Family Gobiidae</b>		<b>Gobies</b>		
<i>Awaous guamensis</i> (Eydoux and Souleyet, 1850)	o'opu nakea			X
<i>Lentipes concolor</i> (Gill, 1860)	o'opu alamo'o			X
<i>Sicyopterus stimpsoni</i> (Gill, 1860)	o'opu nopili			X

<sup>1</sup> Designated as extinct in 1989 list but subsequently regarded as taxonomically invalid.

The 1979 and 1989 lists included named species, undescribed species, named subspecies, and undescribed subspecies; the present list is the first to include distinct populations. Despite this addition, the list comprises mostly described species (63%), with undescribed species (7%), subspecies (13%), undescribed subspecies (5%),

and populations (12%) constituting the remaining taxa. Some patterns were evident when the families with the greatest number of taxa on the list were compared by the taxonomic categories represented in each (Table 3). Salmonids have more distinct population segments on this list than any other family (56% of listed salmonids

are populations), and a large portion are listed as nominal or undescribed subspecies (34%). In contrast, other families are represented primarily by described species: poeciliids (86%), ictalurids (82%), goodeids (79%), cyprinodontids (77%), cyprinids (68%), percids (68%), and catostomids (61%) (Table 3). The remaining 28

**Table 3.** Numbers of imperiled North American freshwater and diadromous fishes presented by taxonomic category for the eight most taxon-rich families and the combined remainder as listed in Appendix 1. Percentages in first column are of the total number of imperiled taxa.

FAMILY	TOTAL TAXA AND PERCENT	DESCRIBED SPECIES	UNDESCRIBED SPECIES	DESCRIBED SUBSPECIES	UNDESCRIBED SUBSPECIES	POPULATIONS
Cyprinidae	188 (24.7%)	128	7	27	25	1
Percidae	111 (14.6%)	75	7	4	0	25
Salmonidae	89 (11.7%)	7	2	25	5	50
Goodeidae	48 (6.3%)	38	0	10	0	0
Cyprinodontidae	47 (6.2%)	36	1	9	1	0
Catostomidae	46 (6.0%)	28	6	7	2	3
Poeciliidae	37 (4.9%)	32	4	0	0	1
Ictaluridae	33 (4.3%)	27	2	0	0	4
Other 28 Families	162 (21.3%)	107	26	14	4	11
<b>Total</b>	<b>761 (100%)</b>	<b>478</b>	<b>55</b>	<b>96</b>	<b>38</b>	<b>94</b>

**Table 4.** Number of described native North American freshwater and diadromous fish species recognized by the joint AFS/ASIH Committee on Names of Fishes (updated from Nelson et al. 2004) in selected families, percent of described species imperiled as derived from Appendix 1, and number in each conservation status category.

FAMILY	DESCRIBED SPECIES	PERCENT IMPERILED	VULNERABLE SPECIES	THREATENED SPECIES	ENDANGERED SPECIES	EXTINCT SPECIES <sup>1</sup>	IMPERILED POPULATIONS <sup>2</sup>
Cyprinidae	304	46%	49	20	47	11	14
Percidae	191	44%	25	27	21	1	10
Poeciliidae	95	33%	8	7	12	3	1
Catostomidae	73	49%	11	7	7	2	9
Ictaluridae	50	58%	10	7	9	1	2
Cichlidae	49	24%	6	2	2	0	2
Goodeidae	48	83%	8	3	22	4	3
Cyprinodontidae	43	88%	1	3	23	8	3
Atherinopsidae	43	63%	7	6	11	3	0
Salmonidae	38	61%	3	2	1	1	16
Fundulidae	38	24%	4	1	3	1	0
Cottidae	35	34%	5	2	1	1	3
Centrarchidae	32	22%	4	1	0	0	2
Petromyzontidae	20	50%	3	4	2	0	1
Gobiidae	18	6%	0	0	1	0	0
Clupeidae	13	8%	0	1	0	0	0
Eleotridae	11	0%	0	0	0	0	0
Acipenseridae	8	88%	2	0	4	0	1
Other 19 Families	78	45%	13	7	7	0	8
<b>Total</b>	<b>1,187</b>	<b>46%</b>	<b>159</b>	<b>100</b>	<b>173</b>	<b>36</b>	<b>75</b>

<sup>1</sup> Extinct species category includes extinct (X), probably extinct (Xp), and extirpated from nature (Xn).

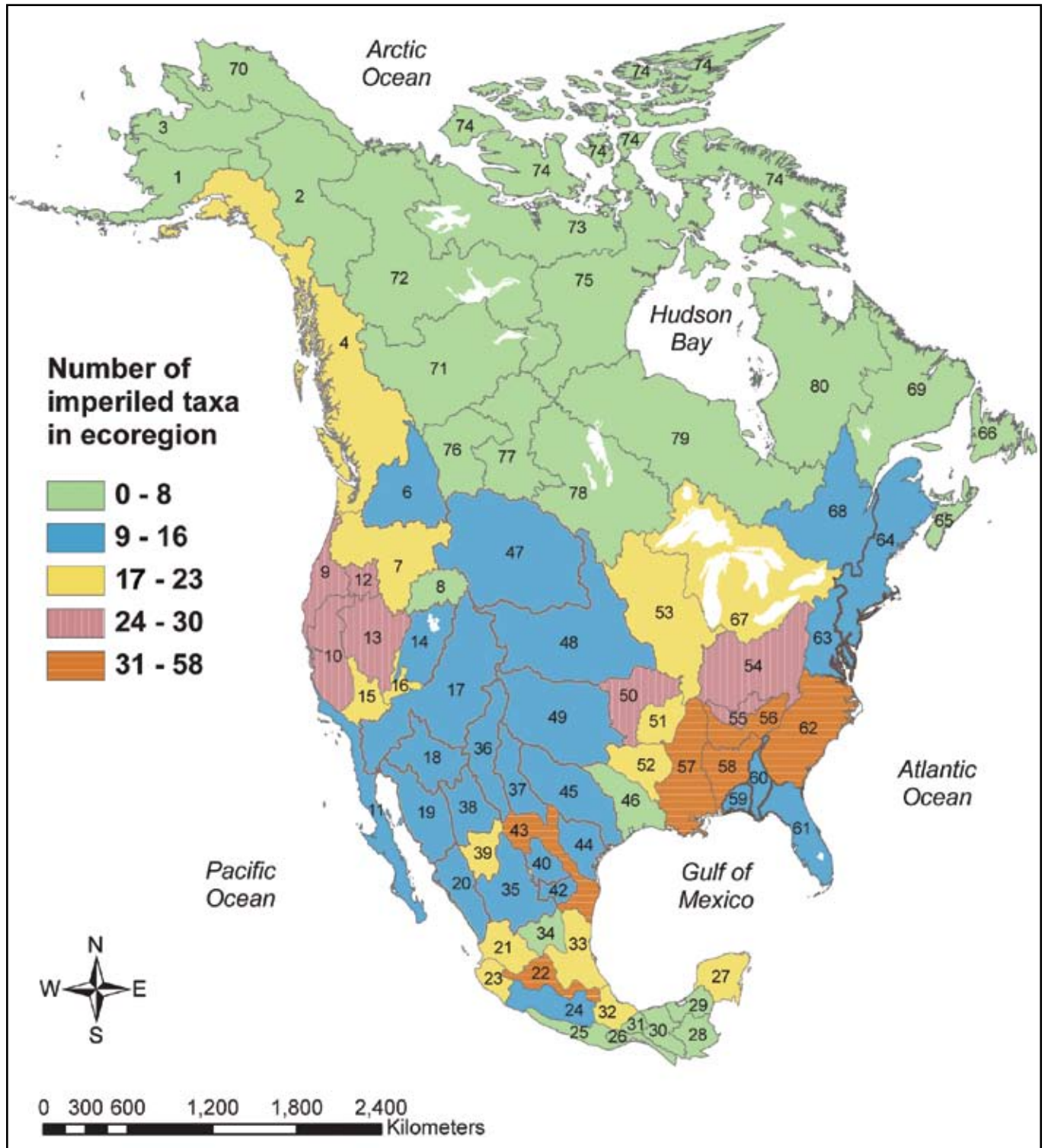
<sup>2</sup> Imperiled populations category reflects the number of species with at least one imperiled undescribed taxon, subspecies, or population.

**Table 5.** Comparison of number of taxa imperiled in 1989 (Williams et al. 1989) plus 40 taxa considered extinct in 1989 (Miller et al. 1989) with the current AFS list. Delisted category includes taxa omitted because of changes in abundance or known range size and does not include taxa omitted because of taxonomic invalidity or extralimital distribution.

	2008 DELISTED	2008 VULNERABLE	2008 THREATENED	2008 ENDANGERED	2008 EXTINCT
1989 Species of Concern	6	56	45	26	4
1989 Threatened	1	10	51	46	2
1989 Endangered	1	0	4	84	10
1989 Extinct	0	0	0	4	35



**Figure 3.** Number of imperiled (endangered, threatened, vulnerable, extinct) freshwater and diadromous North American fish taxa by ecoregions as provided in Figure 1 and Table 1.



families have 66% of their combined taxa represented solely by described species. Of the 111 percids on the list, 22% are populations of 9 species of *Etheostoma*. Within the Cyprinidae, the most species-rich freshwater family globally and on the North American continent, the tui chub (*Gila bicolor*) and the speckled dace (*Rhinichthys*

*oculus*) have, respectively, 20 and 15 listed subspecies or populations.

The most widespread species, those that occur in multiple ecoregions, are lake sturgeon (*Acipenser fulvescens*; 22 ecoregions), alligator gar (*Atractosteus spatula*; 17), paddlefish (*Polyodon spathula*; 15), ironcolor shiner (*Notropis chalybaeus*;

14), blue sucker (*Cycleptus elongatus*; 12), and Alabama shad (*Alosa alabamae*; 12). Eighty percent of listed taxa are confined to a single ecoregion, while another 10% are confined to 2 ecoregions. Many taxa are present in only a small portion of an ecoregion, in some instances confined to a single or very few sites.

The joint AFS and ASIH Committee on Names of Fishes maintains a list of described North American fishes (updated from Nelson et al. 2004), which was provided to the AFS-ESC to compare imperiled taxa with nominal species by family. The proportion of species imperiled and their listing status varied widely among families. Of the 1,187 described, native freshwater and diadromous species on the common and scientific names list, 46% are imperiled or have at least 1 subspecies or population that is imperiled (Table 4). The diverse Cyprinidae and Percidae have about 46% and 44% of their species imperiled, respectively. Families with few, widespread species range from having a high level of imperilment—Acipenseridae (88%) and Polyodontidae (100%)—to those with a relatively low level of imperilment—Lepisosteidae (17%) and Moronidae (25%). Families with obligate cave-dwelling species like the Amblyopsidae (83%), Bythitidae (100%), and Heptapteridae (67%) have high proportions of imperilment, and additional cave-dwelling taxa are represented within the Characidae (1 species), Ictaluridae (4 species), and Synbranchidae (1 species). The following families with predominately marine and brackish species have relatively low levels of imperilment in North American freshwater habitats: Clupeidae (8%), Eleotridae (0%), and Gobiidae (6%). Families important to sport and commercial fisheries but also including nongame species varied in imperilment from 61% for Salmonidae to 22% for Centrarchidae. Within the Salmonidae, *Oncorhynchus mykiss* has at least 27 imperiled subspecies or populations.

By comparing the imperiled status of 364 taxa tallied by Williams et al. (1989) plus the 40 taxa considered extinct in 1989 (Miller et al. 1989) to the current list, trends in overall conservation status were apparent. Taxa that did not change status (X-X, E-E, T-T, SC-V) accounted for 226 of the 404 (56%), and taxa that declined in status (SC-T, SC-E, SC-X, T-E, T-X, E-X) numbered 134 (33%) (Table 5). Four Mexican species that were treated as species of concern in 1989 are now presumed to be extinct or extirpated from nature. The only known locality of charal de la Caldera (*Chirostoma bartoni*) desiccated in 2006, tiro dorado (*Skiffia francesae*) has captive populations maintained in two

Mexican universities and Chester Zoo in England, and cachorrito de Charco Palma (*Cyprinodon longidorsalis*) and cachorrito de Charco Azul (*Cyprinodon veronicae*) have captive populations in the United States and Mexico (Miller et al. 2005). The High Rock Springs tui chub (*Gila bicolor* ssp.), considered threatened in 1989, is now presumed to be extinct following the detrimental impacts of introduced tilapia (Moyle 2002) and groundwater pumping (NatureServe 2007). Another threatened minnow, the Salado shiner (*Notropis saladonis*), was not detected during collection efforts in 1988 or 1995 and was regarded as extinct by 1997 (Miller et al. 2005).

Only 26 (6%) taxa improved in status from 1989 to the present (T-V, E-V, E-T, X-E), or were delisted due to greater abundance or larger range size than previously documented. Four taxa, thought to be extinct in 1989, are now listed as endangered based on discovery of extant populations: Miller Lake lamprey (*Entosphenus minimus*; Lorion et al. 2000), Independence Valley tui chub (*Gila bicolor isolata*; Rissler et al. 2000), carpita del Ameca (*Notropis amecae*; López-López and Paulo-Maya 2001), and tiro manchado (*Allotoca maculata*; Domínguez-Domínguez et al. 2005). Bonneville cutthroat trout (*Oncorhynchus clarkii utah*) was considered endangered in 1989 but is removed from this list due to discovery of stable populations and conservation actions on publicly-owned lands (U.S. Federal Register 66 [195]:51362-53166). Kiyi, considered to be monotypic and listed as threatened in 1989, is now recognized to consist of two subspecies. *Coregonus kiyi kiyi* is common in deeper areas of Lake Superior and delisted here (Lyons et al. 2000); however, *C. kiyi orientalis* of Lake

Ontario is presumed extinct (Miller et al. 1989; COSEWIC 2005).

The distribution map for North America reveals three regions with especially large numbers of imperiled fishes (Figure 3): the southeastern United States, with many imperiled minnows, ictalurid catfishes, and darters; the mid-Pacific coast, represented by many imperiled lampreys, salmonids, sticklebacks, and minnows; and the lower Rio Grande and coastal and endorheic basins of Mexico, with many imperiled minnows, characids, goodeids, silversides, pupfishes, and livebearers. The Tennessee River ecoregion has the greatest number of imperiled fishes with 58 listed taxa. The Mobile (57 taxa), Lerma-Chapala (46), South Atlantic (34), and Mississippi Embayment (34) ecoregions also have large numbers of listed fishes. By geographic scale, the smallest ecoregion, Cuatro Ciénegas, has 13 imperiled taxa while the largest ecoregion, Southern Hudson Bay, has only 2. Fifty-five percent of the taxa are confined to the United States, 31% to Mexico, and 4% to Canada. Of all fishes on this list, only the Pacific lamprey (*Entosphenus tridentatus*) occurs in all three countries.

Analysis of the five listing criteria revealed that habitat degradation (criterion 1, assigned to 92% of taxa on the list) and restricted range (72%) were the primary factors associated with imperiled inland North American fishes; 38% of listed taxa had a combination of those 2 factors as criteria for listing. Over-exploitation was prevalent among the acipenserids (100%), salmonids (81%), and atherinopsids (67%) but also occurred in some ictalurids (12%), goodeids (12%), and cyprinids (4%). Over-utilization has directly or indirectly affected 2 species of lampreys—

Pacific lamprey (*Entosphenus tridentatus*) is harvested for food and other uses, while the parasitic lamprea de Chapala (*Tetrapleurodon spadiceus*) is imperiled, in part, by virtue of its host fishes being overharvested (Lyons et al. 1994). Of the 123 taxa affected by over-utilization, only 9 (7%) are considered extinct. Nearly all trout and salmon on the list are considered to be susceptible to whirling disease (Nickum 1999). The introduced Asian tapeworm *Bothriocephalus acheilognathi* has become established in the Rio Grande (Río Bravo del Norte), San Cristóbal de



R. T. BRYANT

Sedimentation, a pervasive form of aquatic habitat degradation throughout much of North America, here results from poorly regulated construction in the Nancy Creek system, a Chattahoochee River tributary in metropolitan Atlanta (1997).

Las Casas (Chiapas, Mexico), and other drainages, where its low host specificity likely will have an impact on minnows, suckers, and other native fishes (Velázquez-Velázquez and Schmitter-Soto 2004; Bean et al. 2007). Criterion 4 was common to 39% of the imperiled taxa, and most cases were due to effects of nonindigenous organisms, including hybridization. Competition, predation, and hybridization with hatchery trout were identified as problems for many isolated and unique genotypes of trout (Behnke 2002). Only 4% of percids had the fourth criterion as a cause of imperilment.

Numbers of listing criteria per taxon did not correspond with level of imperilment. Regardless of conservation status, most taxa (72%) had two or three listing criteria. Forty-three salmonids and 1 cyprinid had all 5 criteria, but only 10 of these taxa are listed as endangered.

## DISCUSSION

Previous assessments within the last 30 years documented a substantial level of imperilment of the North American freshwater ichthyofauna (Deacon et al. 1979; Miller et al. 1989; Williams et al. 1989). Our assessment reveals a dramatic increase since 1989 in the number of imperiled North American freshwater and diadromous fishes. The pronounced increase primarily results from the addition of taxa that became imperiled since 1989, recent discoveries of nominal and undescribed taxa regarded as imperiled, newly added distinct populations, and inclusion of extinct taxa.

Only 8 (2%) of the 364 taxa listed in Williams et al. (1989) improved sufficiently to be delisted (Table 2), whereas 333 taxa (91%) on the 1989 list either remained at the same status or declined to a more severe at-risk category. Of the 411 taxa that are new to the list (i.e., either unlisted in 1989 or listed as monotypic taxa but now considered to be polytypic), 242 (59%) are described species, 58 of which were described since 1989. Populations, undescribed species, and undescribed subspecies account for 132 (32%) of the additions, with 37 (9%) described subspecies in the remainder. Distinct populations and seasonal runs of salmonids contribute 43 additions to the list; the numbers of added populations and undescribed taxa of percids (27) and cyprinids (16) are also considerable. We estimate that approximately 39% of described fish species in North America are imperiled (Table 4), another 7% have imperiled subspecies or

populations, and 61 taxa are considered to be extinct from wild habitats.

The increase of at-risk taxa is due, in part, to recognition of finer scales of biodiversity and revised interpretations of species concepts. Advances in evolutionary biology, systematics, phylogeography, and conservation biology have profoundly increased our understanding of the complexity of biodiversity (Hillis et al. 1996; Smith and Wayne 1996; Kocher and Stepien 1997). Moreover, extensive debate exists in the scientific community as to which taxonomic entities are appropriate units to target for conservation (Mayden and Wood 1995; Mayden 1997; Wheeler and Meier 2000). A detailed summary of these issues is beyond the purview of this discussion. Some authors have suggested that, at least for some groups, inflation of species richness is due largely to elevation of known infraspecific taxa, which therefore devalues the use of species lists (Isaac et al. 2004). Others have challenged this assertion and emphasize that species lists document recent discoveries of taxa, recognition of finer scales of biodiversity, and application of species concepts that reflect a rapidly changing field of science (Knapp et al. 2004). Among vertebrates, fishes have the most dynamic taxonomy (Duncan and Lockwood 2001), and Nelson (2006) concluded that the annual net increase in newly described species of fishes exceeds the combined number of new tetrapods. We recognize the importance of such debates regarding the utility of taxonomic lists relative to issues in systematic biology as well as limitations of the Linnaean system of biological nomenclature. However, our inclusion of taxa is concordant with that of the U.S. Endangered Species Act of 1973, which encompasses species, subspecies, and distinct populations. Taxa are included on our list with full consideration of the relevancy of appropriate evolutionary units in the context of manageable conservation units (Nielsen 1995; Grady and Quattro 1999; Musick et al. 2000; Hey et al. 2003).

Inclusion of infraspecific taxa on our list is appropriate for several reasons. Most government agencies and conservation organizations recognize, list, and manage infraspecific taxa (Haig et al. 2006). Subspecies, isolated populations, evolutionarily significant units, distinct population segments, and other operational taxonomic entities have inherent conservation value and may provide distinctive genetic diversity important for management actions, such as reintroductions. In addition, actions that

affect the conservation of aquatic resources typically occur from local to watershed scales, thus management of infraspecific taxa is warranted to maximize the protection of all elements of biodiversity.

Documenting the extinction of taxa is an imprecise yet necessary exercise. As Harrison and Stiassny (1999) stated, before a freshwater fish taxon can be realistically declared extinct, sufficient and appropriate efforts to detect it must be expended by knowledgeable biologists; failure to do so can result in erroneous conclusions (de la Vega-Salazar et al. 2003). We document 4 instances where fishes thought to be extinct were rediscovered. Unfortunately, 21 additional taxa are apparently extinct and another 5 taxa only persist as captive populations.

North American fishes are affected by threats represented by all listing criteria (Helfman 2007). Extensive changes to aquatic habitats have the most severe impacts on fishes with restricted ranges. Even taxa with broad historical ranges can be affected detrimentally by landscape-altering factors, such as large water-control structures that hinder migrations and change vast areas of riverine habitats. Nonindigenous organisms may affect fishes through the direct or indirect interactions of competition, predation, hybridization, vectors of disease and parasites, and may even change the trophic structure of aquatic systems. For example, introduced grass carp (*Ctenopharyngodon idella*) can act as vectors for tapeworms while also modifying vegetated habitats enough to have an impact on rare native fishes (Cudmore and Mandrak 2004). Wilcove et al. (1998) documented trends among the imperiled fauna and flora in the United States, and found that the most pervasive threat was habitat destruction, affecting 85% of the species that they examined, followed by the impacts caused by nonindigenous species, affecting 49% of native species. Dextrase and Mandrak (2006) found that habitat degradation or loss and alien species were the greatest threats to freshwater fishes across Canada. Similar factors were cited by Contreras-Balderas et al. (2003) as the greatest threats to Mexican fishes. Most imperiled fishes are threatened by multiple factors.

The distribution map of imperiled fishes across North America (Figure 3) is similar to other efforts to map aquatic biodiversity and identify regional conservation needs based on faunistic composition and ecological threats (Warren and Burr 1994; Master et al. 1998; Abell et al. 2000). The southeastern United States and east-central

Mexico are generally identified as regions of high overall biodiversity that are subjected to rapid environmental changes. However, when terrestrial and aquatic taxa are considered together, Atlantic and Pacific coastal areas and the Sonoran Desert are identified as biological hotspots (Flather et al. 1998). Because the conservation of aquatic resources requires different strategies than terrestrial systems, maps combining terrestrial and aquatic diversity may obscure conditions and divert attention from critical areas.

The International Union for the Conservation of Nature Red Lists (e.g., IUCN 2006) are considered by many to be the most objective and quantitative listings of imperiled fauna and flora (Bruton 1995; Rodrigues et al. 2006; Helfman 2007). NatureServe (2007) also maintains a list of fishes of the United States and Canada and assigns conservation rankings that are used by many resource managers. Compared to our AFS-ESC list, the IUCN Red List contains fewer taxa, some of which also have outdated nomenclature and taxonomy. At the species level, the Red List has an overall imperilment rate of 21%, including 28 species listed as extinct and another 5 extinct from the wild (the 6 populations and 5 subspecies of North American freshwater fishes that appear on the IUCN list were excluded from this analysis). Williams and Miller (1990) estimated that 292 (28%) of the 1,033 IUCN-listed freshwater fishes were imperiled or extinct at that time. The number of imperiled North American freshwater fishes recognized by IUCN has decreased over the last 18 years and is unlikely to portray the actual trend. The AFS-ESC list was generally concordant with information provided by NatureServe, but accounts of several taxa in the latter also need taxonomic, nomenclatural, or status updates (Appendix 1).

The time, expense, and effort required to accumulate the quantitative data necessary for IUCN assessments may delay inclusion of many imperiled taxa. For this reason, Helfman (2007) stated the need for both quantitative and qualitative lists. Ideally, population viability analyses could be done for all imperiled species (Brook et al. 2000), but conservation efforts should not be delayed while awaiting more thorough assessments. This AFS-ESC list is intended to prompt the status evaluation of more freshwater fishes, and to stimulate proactive measures for their conservation and management.

Conservation lists should not be static. Reassessments become necessary as situations change for taxa and information regarding taxonomy improves. A dynamic website at:

<http://fisc.er.usgs.gov/afs/>

has been developed to exchange data about the conservation status, distribution, and threats of imperiled aquatic faunas, and to improve the timeliness and relevance of AFS-ESC actions. The website will also provide practical lists of imperiled taxa by geographic and political boundaries and will serve as a forum to share information about the endangered, threatened, and vulnerable freshwater fauna. The AFS-ESC list augments regional fish conservation analyses, such as recent works on faunal homogenization (Rahel 2000; Scott and Helfman 2001; Taylor 2004), where information on taxonomy and geographic distribution is vital. Listing criteria used by AFS-ESC should be expanded in the future to more completely describe threats to the aquatic fauna, such as the effort by Contreras-Balderas et al. (2003) to more specifically identify causes of fish imperilment in Mexico.

During the compilation of this list, information gaps were apparent in the taxonomy, distribution, and/or threats for many taxa. There are taxa on the list that need formal description and others that may

## Track your fish with the most advanced acoustic tracking receiver available today.



### VEMCO's VR100 Acoustic Tracking Receiver is the ultimate fish tracking solution.

**W**hether you are actively tracking large pelagic fish or conducting presence/absence studies, the VR100 will get the job done. The VR100 has a flexible systems architecture with 8MB of non-volatile internal memory, GPS positioning and precise timing, USB link to PC or laptop, and field installable software upgrades. Other features include:

- ▶ Simultaneous, multi-frequency reception and detection tracking algorithms
- ▶ Wide dynamic range allowing multi-tag reception without gain adjustment
- ▶ Splash proof case with marine grade connectors
- ▶ Operates with coded and continuous tags (sold separately)
- ▶ Operation frequency 10-100kHz

VEMCO (a division of AMIRIX Systems Inc.)  
Tel: 902-450-1700 Fax: 902-450-1704

[www.vemco.com](http://www.vemco.com)



Making Waves in Acoustic Telemetry

A division of AMIRIX

be candidates for synonymization. Additional study of these fishes by the scientific community, including the naming of undescribed forms and publication of additional information about their biology, distributions, and threats, will greatly facilitate conservation efforts. Although more study is important to close information gaps, much more emphasis on reducing impacts to these taxa and their ecosystems is warranted. Possingham et al. (2002) discussed the inappropriate uses of conservation lists; although lists have their limitations and critics, they are important tools in the arsenal required for protecting biodiversity in a rapidly changing world. Because North America has a relatively well-studied freshwater fish fauna, this AFS-ESC list, by incorporating the most up-to-date information on systematics and conservation status, should serve as an essential document to inform policymakers, identify research efforts, and guide monitoring and recovery efforts for imperiled freshwater and diadromous fishes throughout the continent.

## ACKNOWLEDGMENTS

This project could not have been completed without the valuable input of numerous individuals. We are especially grateful to the following people who contributed information on taxonomy, status, or provided other helpful assistance: R. A. Abell, B. W. Albanese, H. L. Bart, Jr., D. Beard, R. J. Behnke, R. Blanton, S. Bostick, B. M. Burr, B. Bush, R. S. Butler, R. R. Campbell, T. M. Cavender, G. H. Clemmer, T. Contreras-MacBeath, R. Cutter, S. W. Dalton, R. A. Daniels, J. E. Deacon, A. J. Dextrase, M. E. Eberle, H. Espinosa-Pérez, D. A. Etnier, L. T. Findley, B. L. Fluker, S. J. Fraley, B. J. Freeman, M.C. Freeman, K. B. Gido, C. R. Gilbert, G. Hammerson, K. E. Hartel, M. H. Hughes, L. G. Jelks, R. E. Jenkins, P. D. Johnson, A. P. Kinziger, B. R. Kreiser, B. R. Kuhajda, E. Marsh-Matthews, N. Mercado-Silva, E. S. Miskow, T. J. Near, D.A. Neely, J. L. Nielsen, M. T. O'Connell, K. R. Piller, E. P. Pister, S. L. Powers, M. Pyron, M. E. Raley, S.B. Reid, F.C. Rohde, S.T. Ross, G. Ruiz-Campos, C.F. Saylor, P. W. Shute, C. E. Skelton, G. R. Smith, W. C. Starnes, C. A. Taylor, M. Thieme, J. D. Williams, J. E. Williams, C. C. Wood, and L. Zambrano. Constructive comments on a draft of the manuscript were provided by G.S. Helfman, D.W. Meadows, and an anonymous reviewer. We appreciate the efforts of any other individuals who may have been inadvertently omitted from these acknowledgments.

## REFERENCES

Abell, R. A., D. M. Olsen, E. Dinerstein, P. T. Hurley, J. T. Diggs, W. Eichbaum, S. Walters, W. Wettengel, T. Allnut, C. J. Loucks, and P. Hedao. 2000. Freshwater ecoregions of North America: a conservation assessment. Island Press, Washington, D.C.

Abell, R., and 26 co-authors. 2008. Freshwater ecoregions of the world: a new map of biogeographic units for freshwater biodiversity conservation. *BioScience* 58 (5):406-414.

Allan, J. D., and A. S. Flecker. 1993. Biodiversity conservation in running waters. *BioScience* 43(1):32-43.

Atlas of Canada. 2003. National scale frameworks hydrology—drainage areas, Canada. Government of Canada, Natural Resources Canada, Ottawa, Ontario, Canada. Available at: [www.geogratis.ca/geogratis/en/option/select.do?id=27730](http://www.geogratis.ca/geogratis/en/option/select.do?id=27730).

Bean, M. G., A. Skerikova, T. H. Bonner, T. Scholz, and D. G. Huffman. 2007. First record of *Bothriocephalus acheilognathi* in the Rio Grande with comparative analysis of IITS2 and V4-18S rRNA gene sequences. *Journal of Aquatic Animal Health* 19:71-76.

Behnke, R. J. 2002. Trout and salmon of North America. The Free Press, New York.

Brook, B. W., J. J. O'Grady, A. P. Chapman, M. A. Burgman, H. Resit Akçakaya, and R. Frankham. 2000. Predictive accuracy of population viability analysis in conservation biology. *Nature* 404:385-387.

Bruton, M. N. 1995. Have fish had their chips? The dilemma of threatened fishes. *Environmental Biology of Fishes* 43:1-27.

CEC (Commission for Environmental Cooperation). 2007. Commission for Environmental Cooperation Mapping: North American environmental issues. CEC, Montreal, Quebec. Available at: [www.cec.org/naatlas/watersheds.cfm](http://www.cec.org/naatlas/watersheds.cfm).

Contreras-Balderas, S., P. Almada-Villela, M. L. Lozano-Vilano, and M. E. García-Ramírez. 2003. Freshwater fish at risk or extinct in México. A checklist and review. *Reviews in Fish Biology and Fisheries* 12:241-251.

COSEWIC (Committee on the Status of Endangered Wildlife in Canada). 2004. Canadian species at risk. COSEWIC, Ottawa, Ontario.

\_\_\_\_\_. 2005. COSEWIC assessment and update status report on the Lake Ontario kiyi *Coregonus kiyi orientalis* and Upper Great Lakes kiyi *Coregonus kiyi kiyi* in Canada. COSEWIC, Ottawa, Ontario.

Cudmore, B., and N. E. Mandrak. 2004. Biological synopsis of grass carp (*Ctenopharyngodon idella*). Canadian Manuscript Report of Fisheries and Aquatic Sciences 2705.

de la Vega-Salazar, M. Y., E. Ávila-Luna, and C. Macías-García. 2003. Ecological evaluation of local extinction: the case of two genera of endemic Mexican fish, *Zoogoneticus* and *Skiffia*. *Biodiversity and Conservation* 12:2043-2056.

Deacon, J. E., G. Kobetich, J. D. Williams, and S. Contreras. 1979. Fishes of North America endangered, threatened, or of special concern: 1979. *Fisheries* 4(2):29-44.

Dextrase, A. J., and N. E. Mandrak. 2006. Impacts of alien invasive species on freshwater fauna at risk in Canada. *Biological Invasions* 8(1):13-24.

Domínguez-Domínguez, O., N. Mercado-Silva, J. Lyons, and H. J. Grier. 2005. The viviparous goodeid species. Pages 525-569 in M. C. Uribe and H. J. Grier, eds. *Viviparous fishes*. New Life Publications, Homestead, Florida.

Dudgeon, D., A. H. Arthington, M. O. Gessner, Z. Kawabata, D. J. Knowler, C. L. Lévêque, R. J. Naiman, A. Prieur-Richard, D. Soto, M. L. J. Stiassny, and C. A. Sullivan. 2006. Freshwater biodiversity: importance, threats, status and conservation challenges. *Biological Reviews* 81(2):163-182.

Duncan, J. R., and J. L. Lockwood. 2001. Extinction in a field of bullets: a search for causes in the decline of the world's freshwater fishes. *Biological Conservation* 102:97-105.

Eschmeyer, W.N. (editor). 2008. Catalog of fishes, volumes 1-3. California Academy of Sciences, San Francisco, California. Available at: [www.calacademy.org/research/ichthyology/catalog/fishcatsearch.html](http://www.calacademy.org/research/ichthyology/catalog/fishcatsearch.html).

Flather, C. M., M. S. Knowles, and I. A. Kendall. 1998. Threatened and endangered species geography: characteristics of hot spots in the conterminous United States. *BioScience* 48(5):365-376.

Grady, J. M., and J. M. Quattro. 1999. Using character concordance to define taxonomic and conservation units. *Conservation Biology* 13(5):1004-1007.

Haig, S. M., E. A. Beever, S. M. Chambers, H. M. Draheim, B. D. Dugger, S. Dunham, E. Elliott-Smith, J. B. Fontaine, D. C. Kesler, B. J. Knaus, I. F. Lopes, P. Loschl, T. D. Mullins, and L. M. Scheffield. 2006. Taxonomic considerations in listing subspecies under the U.S. Endangered Species Act. *Conservation Biology* 20(6):1844-1850.

Harrison, I. J., and M. L. J. Stiassny. 1999. The quiet crisis. A preliminary listing of the freshwater fishes of the world that are extinct or "missing in action." Pages 271-331 in R. MacPhee, ed. *Extinctions in*

Near Time: causes, contexts, and consequences. Kluwer Academic/Plenum Publishers, New York.

Helfman, G. S. 2007. Fish conservation: a guide to understanding and restoring global aquatic biodiversity and fishery resources. Island Press, Washington, D.C.

Hey, J., R. S. Waples, M. L. Arnold, R. K. Butlin, and R. G. Harrison. 2003. Understanding and confronting species uncertainty in biology and conservation. *Trends in Ecology and Evolution* 18(11):597-603.

Hillis, D. M., C. Moritz, and B. K. Mable (editors). 1996. *Molecular systematics*. Sinauer Associates, Sunderland, Massachusetts.

Hocutt, C. H., and E. O. Wiley (editors). 1986. *The zoogeography of North American freshwater fishes*. John Wiley and Sons, New York

Isaac, J. B., J. Mallet, and G. M. Mace. 2004. Taxonomic inflation: its influence on macroecology and conservation. *Trends in Ecology and Evolution* 19(9):464-469.

IUCN (International Union for the Conservation of Nature). 2006. 2006 IUCN Red List of Threatened Species. Cambridge, UK. Available at [www.iucnredlist.org](http://www.iucnredlist.org).

Knapp, S., E. N. Lughadha, and A. Paton. 2004. Taxonomic inflation, species concepts and global species lists. *Trends in Ecology and Evolution* 20(1):7-8.

Kocher, T. D., and C. A. Stepien (editors). 1997. *Molecular systematics of fishes*. Academic Press, San Diego, California.

Lee, D. S., C. R. Gilbert, C. H. Hocutt, R. E. Jenkins, D. E. McAllister, and J. R. Stauffer (editors). 1980. *Atlas of North American freshwater fishes*. North Carolina State Museum of Natural History, Raleigh.

Leidy, R. A., and P. B. Moyle. 1998. Conservation status of the world's fish fauna: an overview. Pages 187-227 in N. P. L. Fiedler and P. M. Kareiva, eds. *Conservation biology: for the coming decade*. Chapman and Hall, New York.

López-López, E., and J. Paulo-Maya. 2001. Changes in the fish assemblages in the upper Río Ameca, Mexico. *Journal Freshwater Ecology* 16 (2):179-187.

Lorion, C. M., D. F. Markle, S. B. Reid, and M. F. Docker. 2000. Redescription of the presumed-extinct Miller Lake lamprey, *Lampetra minima*. *Copeia* 2000 (4):1019-1028.

Lundberg, J. G., M. Kottelat, G. R. Smith, M. L. J. Stiassny, and A. C. Gill. 2000. So many fishes, so little time: an overview of recent ichthyological discovery in continental waters. *Annals of the Missouri Botanical Garden* 87:26-62.

Lyons, J., P. A. Cochran, and D. Fago. 2000. Wisconsin fishes 2000. Status and distribution. University of Wisconsin Sea Grant, Madison.

Lyons, J., P. A. Cochran, O. J. Polaco, and E. Merino-Nambo. 1994. Distribution and abundance of the Mexican lampreys (Petromyzontidae: *Lampetra*: subgenus *Tetrapleurodon*). *Southwestern Naturalist* 39(2):105-113.

Master, L. L., S. R. Flack, and B. A. Stein. 1998. Rivers of life: critical watersheds for protecting freshwater biodiversity. The Nature Conservancy, Arlington, Virginia.

Maxwell, J. R., C. J. Edwards, M. E. Jensen, S. J. Paustain, H. Parrott, and D. M. Hill. 1995. A hierarchical framework of aquatic ecological units in North America (Nearctic). General Technical Report 176, U.S.D.A. Forest Service, North Central Forest Experimental Station, St. Paul, Minnesota.

Mayden, R. L. 1997. A hierarchy of species concepts: the denouement in the saga of the species problem. Pages 381-424 in M.F. Claridge, H.A. Dawah, and M.R. Wilson, eds. *Species: the units of biodiversity*. Chapman and Hall, London.

Mayden, R. L., B. M. Burr, L. M. Page, and R. R. Miller. 1992. The native freshwater fishes of North America. Pages 827-863 in R. L. Mayden, ed. *Systematics, historical ecology, and North American freshwater fishes*. Stanford University Press, Stanford, California.

## VEMCO's VR2W delivers the best results in freshwater and marine environments

**Over 10,000 units deployed worldwide provides opportunities for researchers to collaborate and share data!**

The VR2W Single Channel Receiver was designed using the same proven technology as the VR2. Affordable, compact, easy to use, long-lasting and flexible, the VR2W is ideal for any freshwater and marine research project. With the VR2W, VEMCO has made the VR2 even better!

- ▶ Significantly faster upload speed - retrieve data 20 times faster than the VR2 and from up to 7 receivers simultaneously
- ▶ Increased data storage capability enables users to collect substantial amounts of field data - 8 MBytes (1-million detections), 4 times that of the VR2
- ▶ Field upgradable design allows the VR2W to be upgraded in the field
- ▶ All detections are retained in non-volatile memory so data is saved even if the unit unexpectedly fails
- ▶ Fully compatible with various size coded transmitters and sensor tags



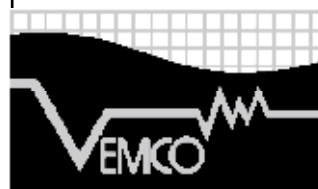
The VR2W also uses enhanced PC Software. The new **VEMCO User Environment (VUE) PC Software** for initialization, configuration and data upload from VEMCO receivers allows users to combine data from multiple receivers of varying types into a single integrated database.



**Contact us about affordable options for upgrading your VR1s and VR2s to VR2W receivers.**

VEMCO (a division of AMIRIX Systems Inc.)  
Tel: 902-450-1700 Fax: 902-450-1704

[www.vemco.com](http://www.vemco.com)



**Making Waves in Acoustic Telemetry**

A division of **AMIRIX**

- Mayden, R. L. and R. M. Wood. 1995. Systematics, species concepts, and the evolutionarily significant unit in biodiversity and conservation biology. *American Fisheries Society Symposium* 17:58-113.
- Miller, R. R., J. D. Williams, and J. E. Williams. 1989. Extinctions of North American fishes during the past century. *Fisheries* 14(6):22-30, 32-38.
- Miller, R. R., W. L. Minckley, and S. R. Norris. 2005. *Freshwater fishes of México*. University of Chicago Press, Chicago.
- Moyle, P. B. 2002. *Inland fishes of California*. University of California Press, Berkeley.
- Musick, J. A., M. M. Harbin, S. A. Berkeley, G. H. Burgess, A. M. Eklund, L. Findley, R. G. Gilmore, J. T. Golden, D. S. Ha, G. R. Huntsman, J. C. McGovern, S. J. Parker, S. G. Poss, E. Sala, T. W. Schmidt, G. R. Sedberry, H. Weeks, and S. G. Wright. 2000. Marine, estuarine, and diadromous fish stocks at risk of extinction in North America (exclusive of Pacific salmonids). *Fisheries* 25(11):6-30.
- NatureServe. 2007. NatureServe Explorer: An online encyclopedia of life [web application]. Version 6.2. NatureServe, Arlington, Virginia. Available at: [www.natureserve.org/explorer](http://www.natureserve.org/explorer).
- Nelson, J. S. 2006. *Fishes of the world* (4<sup>th</sup> edition). John Wiley and Sons, Inc., Hoboken, New Jersey.
- Nelson, J. S., E. J. Crossman, H. Espinosa-Pérez, L. T. Findley, C. R. Gilbert, R. N. Lea, and J. D. Williams. 2004. Common and scientific names of fishes from the United States, Canada, and Mexico. Sixth edition. *American Fisheries Society Special Publication* 29.
- Nelson, J. S., H. Espinosa-Pérez, L. T. Findley, C. R. Gilbert, R. N. Lea, N. E. Mandrak, and J. D. Williams. 2006. Corrections to common and scientific names of fishes from the United States, Canada, and Mexico, sixth edition. *Fisheries* 31(3):138-140.
- Nickum, D. 1999. Whirling disease in the United States. A summary of progress in research and management. Trout Unlimited, Arlington, Virginia.
- Nielsen, J. L. (editor). 1995. Evolution and the aquatic ecosystem: defining unique units in population conservation. *American Fisheries Society Symposium* 17, Bethesda, Maryland.
- Page, L. M., and B. M. Burr. 1991. A field guide to freshwater fishes of North America north of Mexico. Houghton Mifflin Company, Boston.
- Possingham, H. P., S. J. Andelman, M. A. Burgman, R. A. Medellín, L. L. Master, and D. A. Keith. 2002. Limits to the use of threatened species lists. *Trends in Ecology and Evolution* 17(11):503-507.
- Rahel, F. J. 2000. Homogenization of fish faunas across the United States. *Science* 288(5467):854-856.
- Ricciardi, A., and J. B. Rasmussen. 1999. Extinction rates of North American freshwater fauna. *Conservation Biology* 13(5):1220-1222.
- Rissler, P. H., G. G. Scopettone, S. S. Shea, and S. Byers. 2000. Using GIS and GPS to map the seasonal distribution and relative density of Independence Valley speckled dace and Independence Valley tui chub. Desert Fishes Council 32<sup>nd</sup> Annual Meeting Abstracts, Death Valley National Park, Nevada. Available at: [www.desertfishes.org](http://www.desertfishes.org).
- Rodrigues, A. S. L., J. D. Pilgrim, J. F. Lamoreux, M. Hoffmann, and T. M. Brooks. 2006. The value of the IUCN Red List for conservation. *Trends in Ecology and Evolution* 21(2):71-76.
- SARA (Species At Risk Act). 2004. Schedule 1, list of wildlife species at risk in Canada. Available at: [www.sararegistry.gc.ca](http://www.sararegistry.gc.ca).
- Scott, M. C., and G. S. Helfman. 2001. Native invasions, homogenization, and the mismeasure of integrity of fish assemblages. *Fisheries* 26(11):6-15.
- SEMARNAT (Secretaría del Medio Ambiente y Recursos Naturales). 2002. Norma Oficial Mexicana NOM-059-ECOL-2001, Protección ambiental-Especies nativas de México de flora y fauna silvestres-Categorías de riesgo y especificaciones para su inclusión, exclusión o cambio-Lista de especies en riesgo. *Gaceta Ecológica* 62:68-240. Available at: [www.semarnat.gob.mx/leyesynormas/Normas%20Oficiales%20Mexicanas%20vigentes/NOM-ECOL-059-2001.pdf](http://www.semarnat.gob.mx/leyesynormas/Normas%20Oficiales%20Mexicanas%20vigentes/NOM-ECOL-059-2001.pdf).
- Smith, T.B., and R.K. Wayne. 1996. *Molecular genetic approaches in conservation*. Oxford University Press, New York.
- Taylor, C. A., G. A. Schuster, J. E. Cooper, R. J. DiStefano, A. G. Eversole, P. Hamr, H. H. I. Hobbs, H. W. Robison, C. E. Skelton, and R. F. Thoma. 2007. A reassessment of the conservation status of crayfishes of the United States and Canada after 10+ years of increased awareness. *Fisheries* 32(8):372-389.
- Taylor, C. A., M. L. Warren, Jr., J. F. Patrick, Jr., H. H. Hobbs III, R. F. Jezerinac, W. L. Pflieger, and H. W. Robison. 1996. Conservation status of crayfishes of the United States and Canada. *Fisheries* 21(4):25-38.
- Taylor, E. B. 2004. An analysis of the homogenization and differentiation of Canadian freshwater fish faunas with an emphasis on British Columbia. *Canadian Journal of Fisheries and Aquatic Sciences* 61:68-79.
- USFWS (United States Fish and Wildlife Service). 2005. Endangered and threatened wildlife and plants. 50 CFR part 17. Available at: [www.fws.gov/endangered](http://www.fws.gov/endangered).
- \_\_\_\_\_. 2007. Endangered and threatened wildlife and plants; review of native species that are candidates for listing as endangered or threatened; annual notice of findings on resubmitted petitions; annual description of progress on listing actions; proposed rule. 50 CFR part 17. *Federal Register* 72(234):69034-69106.
- Vogler, A. P., and R. DeSalle. 1994. Diagnosing units of conservation management. *Conservation Biology* 8(2):354-363.
- Velázquez-Velázquez, E., and J. J. Schmitter-Soto. 2004. Conservation status of *Profundulus hildebrandi* Miller (Teleostei: Profundulidae) in the face of urban growth in Chiapas, Mexico. *Aquatic Conservation: Marine and Freshwater Ecosystems* 14:201-209.
- Waples, R. S. 1998. Evolutionarily significant units, distinct population segments, and the endangered species act: Reply to Pennock and Dimmick. *Conservation Biology* 12(3):718-721.
- Warren, M. L., Jr., and B. M. Burr. 1994. Status of freshwater fishes of the United States: overview of an imperiled fauna. *Fisheries* 19(1):6-18.
- Warren, M. L., Jr., B. M. Burr, S. J. Walsh, H. L. Bart, Jr., R. C. Cashner, D. A. Etnier, B. J. Freeman, B. R. Kuhajda, R. L. Mayden, H. W. Robison, S. T. Ross, and W. C. Starnes. 2000. Diversity, distribution, and conservation status of the native freshwater fishes of the southern United States. *Fisheries* 25(10):7-29.
- Watermolen, J. 2002. Hydrologic unit boundaries Map (scale, 1:2,000,000). U.S. Geological Survey, Reston, Virginia. Available at: [http://water.usgs.gov/GIS/dsdl/huc01\\_2m.e00.gz](http://water.usgs.gov/GIS/dsdl/huc01_2m.e00.gz).
- Wheeler, Q. D., and R. Meier (editors). 2000. *Species concepts and phylogenetic theory: a debate*. Columbia University Press, New York.
- Willcove, D. S., D. Rothstein, J. Dubow, A. Phillips, and E. Losos. 1998. Quantifying threats to imperiled species in the United States. *BioScience* 48(8):607-615.
- Williams, J. D., M. L. Warren, Jr., K. S. Cummings, J. S. Harris, and R. J. Neves. 1993. Conservation status of freshwater mussels of the United States and Canada. *Fisheries* 18(9):6-22.
- Williams, J. E., J. E. Johnson, D. A. Hendrickson, S. Contreras-Balderas, J. D. Williams, M. Navarro-Mendoza, D. E. McAllister, and J. E. Deacon. 1989. Fishes of North America endangered, threatened, or of special concern: 1989. *Fisheries* 14(6):2-20.
- Williams, J. E., and R. R. Miller. 1990. Conservation status of the North American fish fauna in fresh water. *Journal of Fish Biology* 37 (Supplement A):79-85.

**Appendix 1.** The 2008 AFS Endangered Species Committee list of imperiled freshwater and diadromous fishes of North America. Taxon scientific name and authority are followed by AFS common name (in the language of the country where taxon is endemic);

**STATUS:**

V = vulnerable,  
 T = threatened,  
 E = endangered,  
 X = extinct,  
 Xp = possibly extinct,  
 Xn = extirpated in nature,  
 ▲ = status improved since 1989 listing,  
 ▼ = status declined since 1989,  
 ◆ = status same as 1989,  
 ● = taxon was considered invalid in 1989;  
 blank = taxon is new,

**LISTING CRITERIA:**

1 = present or threatened destruction, modification, or reduction of a taxon's habitat or range,  
 2 = over-exploitation for commercial, recreational, scientific, or educational purposes including intentional eradication or indirect impacts of fishing,  
 3 = disease or parasitism,  
 4 = other natural or anthropogenic factors that affect a taxon's existence,

including impacts of nonindigenous organisms, hybridization, competition, and/or predation, and  
 5 = a narrowly restricted range;


NatureServe rank, see:

[www.natureserve.org/explorer/ranking.htm](http://www.natureserve.org/explorer/ranking.htm); and ecoregions where taxon exists or formerly existed.

These data are also available at

<http://fisc.er.usgs.gov/afs/>.

TAXON	AFS COMMON NAME	STATUS	CRITERIA	RANK	ECOREGIONS
<b>Family Petromyzontidae</b>					
<b>Lampreys</b>					
<i>Entosphenus hubbsi</i> Vladykov and Kott, 1976	Kern brook lamprey	T▼	1,2,4,5	G1G2	10
<i>Entosphenus lethophagus</i> (Hubbs, 1971)	Pit-Klamath brook lamprey	V	1,5	G3G4	9-10,12
<i>Entosphenus macrostomus</i> (Beamish, 1982)	Vancouver lamprey	T▼	5	G1	5
<i>Entosphenus minimus</i> (Bond and Kan, 1973)	Miller Lake lamprey	E▲	1,2,5	G1	9
<i>Entosphenus similis</i> Vladykov and Kott, 1979	Klamath lamprey	T	1,5	G3G4Q	9,12
<i>Entosphenus tridentatus</i> (Gairdner, 1836)	Pacific lamprey	V	1,2	G5	1,4-11
Goose Lake population		T▼	1,5	G5T1	12
<i>Lampetra ayresii</i> (Günther, 1870)	river lamprey	V	1,4	G4	4-5,7,9-10
<i>Lampetra richardsoni</i> Vladykov and Follett, 1965	western brook lamprey			G4G5	
Morrison Creek, Vancouver Island population		E	1,5	G4G5T1Q	5
<i>Tetrapleurodon geminis</i> Alvarez, 1964	lamprea de Jacona	T	1,5		22
<i>Tetrapleurodon spadiceus</i> (Bean, 1887)	lamprea de Chapala	E	1,2,5		21-22
<b>Family Acipenseridae</b>					
<b>Sturgeons</b>					
<i>Acipenser brevirostrum</i> Lesueur, 1818	shortnose sturgeon	E▼	1,2	G3	61-64
<i>Acipenser fulvescens</i> Rafinesque, 1817	lake sturgeon	V▲	1,2	G3G4	47-48,50 58,64,67- 69, 71,75-80
<i>Acipenser medirostris</i> Ayres, 1854	green sturgeon	V	1,2	G3	1,4,7,9-11
<i>Acipenser oxyrinchus desotoi</i> Vladykov, 1955	Gulf sturgeon	T◆	1,2	G3T2	43,57-61
<i>Acipenser oxyrinchus oxyrinchus</i> Mitchill, 1815	Atlantic sturgeon	V◆	1,2	G3T3	61-64,66,68-69
<i>Acipenser transmontanus</i> Richardson, 1836	white sturgeon	E	1,2	G4	4,6-10,12
<i>Scaphirhynchus albus</i> (Forbes and Richardson, 1905)	pallid sturgeon	E◆	1,2,4	G2	47-48,50-51, 53,57
<i>Scaphirhynchus suttkusi</i> Williams and Clemmer, 1991	Alabama sturgeon	E◆	1,2	G1	58
<b>Family Polyodontidae</b>					
<b>Paddlefish</b>					
<i>Polyodon spathula</i> (Walbaum, 1792)	paddlefish	V◆	1,2	G4	45-58,67
<b>Family Lepisosteidae</b>					
<b>Gars</b>					
<i>Atractosteus spatula</i> (Lacepède, 1803)	alligator gar	V	1,2	G3G4	32-33, 43-46,49-59



*Scaphirhynchus suttkusi*, Alabama sturgeon. Photo: P. O'Neil.



*Atractosteus spatula*, alligator gar. Photo: R. M. Drenner.



*Polyodon spathula*, paddlefish. Photo: W. Roston.



*Campostoma ornatum*, Mexican stoneroller. Photo: J. M. Artigas Azas.



TAXON	AFS COMMON NAME	STATUS	CRITERIA	RANK	ECOREGIONS
<b>Family Clupeidae</b>		<b>Herrings</b>			
<i>Alosa alabamae</i> Jordan and Evermann, 1896	Alabama shad	T	1,2	G3	50-61
<i>Dorosoma</i> sp. cf. <i>mexicana</i>	sardina de Catemaco	V	1,4		33
<b>Family Cyprinidae</b>		<b>Carp and Minnows</b>			
<i>Agosia chrysogaster</i> Girard, 1856	longfin dace	V	1	G4	18-19
<i>Algansea aphanea</i> Barbour and Miller, 1978	pupo del Ayutla	E	1,2,5		23
<i>Algansea avia</i> Barbour and Miller, 1978	pupo de Tepic	E	1,5		21
<i>Algansea barbata</i> Álvarez and Cortés, 1964	pupo del Lerma	E	1,5		22
<i>Algansea lacustris</i> Steindachner, 1895	acúmara	V	1,2,5		22
<i>Algansea popoche</i> (Jordan and Snyder, 1899)	popoche	E	1,2,5		22
<i>Algansea tincella</i> (Valenciennes, 1844)	pupo de valle	V	1		21-23,33
<i>Campostoma ornatum</i> Girard, 1856	Mexican stoneroller	V♦	1,3,4	G3	19-20,35, 38-39,43
<i>Clinostomus elongatus</i> (Kirtland, 1841)	redside dace	V	1,4	G3G4	53-54,63,67
<i>Clinostomus funduloides</i> ssp.	smoky dace	V	1,5	G5T3Q	56,62
<i>Cyprinella alvarezdelvillari</i> Contreras-Balderas and Lozano-Vilano, 1994	carpita tepehuana	E▼	1,4,5		35
<i>Cyprinella bocagrande</i> (Chernoff and Miller, 1982)	carpita bocagrande	E▼	1,5		38
<i>Cyprinella caerulea</i> (Jordan, 1877)	blue shiner	E▼	1,4	G2	58
<i>Cyprinella callitaenia</i> (Bailey and Gibbs, 1956)	bluestripe shiner	V▲	1	G2G3	60
<i>Cyprinella formosa</i> (Girard, 1856)	beautiful shiner	T▼	1,4	G2	20,38
<i>Cyprinella garmani</i> (Jordan, 1885)	carpita jorobada	T	1,5		35
<i>Cyprinella lepida</i> Girard, 1856	plateau shiner	V	1,5	G1G2	44
<i>Cyprinella lutrensis blairi</i> (Hubbs, 1940)	Maravillas red shiner	X	1,5	G5TX	43
<i>Cyprinella ornata</i> (Girard, 1856)	carpita adornada	V	1		21,35,39
<i>Cyprinella panarcys</i> (Hubbs and Miller, 1978)	carpita del Conchos	E♦	1,5		39
<i>Cyprinella proserpina</i> (Girard, 1856)	proserpine shiner	E▼	1,3,5	G3	37,43
<i>Cyprinella rutila</i> (Girard, 1856)	carpita regiomontana	E	1,5		40,42
<i>Cyprinella xaenura</i> (Jordan, 1877)	Altamaha shiner	V	1,5	G2G3	62
<i>Cyprinella xanthicara</i> (Minckley and Lytle, 1969)	carpita de Cuatro Ciénegas	E♦	1,5		41
<i>Dionda diaboli</i> Hubbs and Brown, 1957	Devils River minnow	E▼	1,3,5	G1	43
<i>Dionda dichroma</i> Hubbs and Miller, 1977	carpa bicolor	E▼	1,5		33
<i>Dionda episcopa</i> ssp.	carpa obispa de Cuatro Ciénegas	E♦	1,5		41
<i>Dionda episcopa</i> ssp.	carpa obispa del Mezquital	E♦	1		21
<i>Dionda episcopa</i> ssp.	carpa obispa del Nazas	E▼	1,4,5		35
<i>Dionda mandibularis</i> Contreras-Balderas and Verduzco-Martínez, 1977	carpa quijarona	E♦	1,5		33
<i>Dionda melanops</i> Girard, 1856	carpa manchada	E♦	1,5		40,42
<i>Dionda rasconis</i> (Jordan and Snyder, 1899)	carpa potosina	E	1,5		33
<i>Eremichthys acros</i> Hubbs and Miller, 1948	desert dace	T♦	1,4,5	G1	13
<i>Erimonax monachus</i> (Cope, 1868)	spotfin chub	T♦	1	G2	56
<i>Erimystax cahni</i> (Hubbs and Crowe, 1956)	slender chub	E▼	1,5	G1	56



*Cyprinella caerulea*, blue shiner. Photo: W. Roston.



*Cyprinella panarcys*, Conchos shiner. Photo: J. Tomelleri.



*Cyprinella formosa*, beautiful shiner. Photo: W. Roston.



*Dionda diaboli*, Devils River minnow. Photo: G. Sneegas.

TAXON	AFS COMMON NAME	STATUS	CRITERIA	RANK	ECOREGIONS
<i>Erimystax harryi</i> (Hubbs and Crowe, 1956)	Ozark chub	V	1	G3G4Q	51
<i>Evarra bustamantei</i> Navarro, 1955	carpa xochimilca	X	1,5		22
<i>Evarra eigenmanni</i> Woolman, 1894	carpa verde	X	1,5		22
<i>Evarra tlahuacensis</i> Meek, 1902	carpa de Tláhuac	X	1,5		22
<i>Gila alvordensis</i> Hubbs and Miller, 1972	Alvord chub	V♦	1,4,5	G2	12
<i>Gila bicolor euchila</i> Hubbs and Miller, 1972	Fish Creek Springs tui chub	E▼	1,4,5	G4T1Q	13
<i>Gila bicolor eurysoma</i> Williams and Bond, 1981	Sheldon tui chub	E▼	1,5	G4T1	12-13
<i>Gila bicolor isolata</i> Hubbs and Miller, 1972	Independence Valley tui chub	E▲	1,4,5	G4T1Q	13
<i>Gila bicolor mohavensis</i> (Snyder, 1918)	Mohave tui chub	E♦	1,4,5	G4T1	15
<i>Gila bicolor newarkensis</i> Hubbs and Miller, 1972	Newark Valley tui chub	T▼	1,5	G4T1Q	13
<i>Gila bicolor oregonensis</i> (Snyder, 1908)	Oregon Lake tui chub	T▼	5	G4T2	12
<i>Gila bicolor snyderi</i> Miller, 1973	Owens tui chub	E♦	1,4,5	G4T1	15
<i>Gila bicolor thalassina</i> (Cope, 1883)	Goose Lake tui chub	T	1,4,5	G4T2	12
<i>Gila bicolor vaccaceps</i> Bills and Bond, 1980	Cowhead Lake tui chub	E▼	1,5	G4T1	12
<i>Gila bicolor</i> ssp.	Big Smoky Valley tui chub	E	1,5	G4T1	13
<i>Gila bicolor</i> ssp.	Catlow tui chub	V♦	1	G4T1	12-13
<i>Gila bicolor</i> ssp.	Charnock Springs tui chub	E	1,5	G4T1Q	13
<i>Gila bicolor</i> ssp.	Dixie Valley tui chub	E	1,5	G4T1Q	13
<i>Gila bicolor</i> ssp.	Duckwater Creek tui chub	E	1,5	G4T1	13
<i>Gila bicolor</i> ssp.	High Rock Springs tui chub	X▼	1,4,5	G4TX	13
<i>Gila bicolor</i> ssp.	Hot Creek Valley tui chub	E	1,5	G4T1Q	13
<i>Gila bicolor</i> ssp.	Hutton Spring tui chub	E▼	1,5	G4T1	12
<i>Gila bicolor</i> ssp.	Little Fish Lake Valley tui chub	E	1,5	G4T1	13
<i>Gila bicolor</i> ssp.	Railroad Valley tui chub	T	1,5	G4T1Q	13
<i>Gila bicolor</i> ssp.	Summer Basin tui chub	E♦	1,4,5	G4T1	12
<i>Gila boraxobius</i> Williams and Bond, 1980	Borax Lake chub	E▼	1,5	G1	12
<i>Gila breviceuda</i> Norris, Fischer and Minkley, 2003	carpa colicorta	V	5		19
<i>Gila conspersa</i> Garman, 1881	carpa de Mayrán	T	5		35
<i>Gila crassicauda</i> (Baird and Girard, 1854)	thicktail chub	X♦	1,2,5	GX	10
<i>Gila cypha</i> Miller, 1946	humpback chub	E♦	1,3,4	G1	17
<i>Gila ditaenia</i> Miller, 1945	Sonora chub	T▼	1,4,5	G2	19
<i>Gila elegans</i> Baird and Girard, 1853	bonytail	E♦	1,3,4	G1	17-18
<i>Gila eremica</i> DeMarais, 1991	carpa del desierto	T	5		19
<i>Gila intermedia</i> (Girard, 1856)	Gila chub	E▼	1,4	G2	18
<i>Gila minacae</i> Meek, 1902	carpa cola redonda mexicana	T	1		19
<i>Gila modesta</i> (Garman, 1881)	carpa de Saltillo	E▼	1,4		42
<i>Gila nigra</i> Cope, 1875	headwater chub	E	1,2,3,4,5	G2Q	18
<i>Gila nigrescens</i> (Girard, 1856)	Chihuahua chub	E▼	1,4	G1	38
<i>Gila orcuttii</i> (Eigenmann and Eigenmann, 1890)	arroyo chub	V	1,4,5	G2	11
<i>Gila pandora</i> (Cope, 1872)	Rio Grande chub	V	1,3,4	G3	36,37
<i>Gila purpurea</i> (Girard, 1856)	Yaqui chub	E▼	1,4	G1	19,38



*Hybopsis lineapunctata*, lined chub. Photo: N. M. Burkhead.



*Notropis chihuahua*, Chihuahua shiner. Photo: J. Lyons.



*Notropis ariommus*, popeye shiner. Photo: N. M. Burkhead and R. E. Jenkins.



*Notropis topeka*, Topeka shiner. Photo: G. Sneegas.

TAXON	AFS COMMON NAME	STATUS	CRITERIA	RANK	ECOREGIONS
<i>Gila robusta</i> Baird and Girard, 1853	roundtail chub	V	1,3	G3	17
<i>Gila robusta jordani</i> Tanner, 1950	Pahrnanagat roundtail chub	E♦	1,4,5	G3T1	16
<i>Gila seminuda</i> Cope and Yarrow, 1875	Virgin chub	E♦	1,4,5	G1	16
<i>Gila</i> sp.	carpa de Iturbide	E▼	3,5		43
<i>Gila</i> sp.	carpa delgada de Parras	Xp▼	1,4,5		35
<i>Gila</i> sp.	carpa gorda de Parras	Xp▼	1,4,5		35
<i>Hemitemia flammea</i> (Jordan and Gilbert, 1878)	flame chub	V♦	1	G3	55-56,58
<i>Hybognathus amarus</i> (Girard, 1856)	Rio Grande silvery minnow	E▼	1,3,4	G1	36-37,43
<i>Hybognathus argyritis</i> Girard, 1856	western silvery minnow	V	1	G4	47-48,50,53,57
<i>Hybognathus placitus</i> Girard, 1856	plains minnow	V	1	G4	45,47-48, 50-53,57
<i>Hybopsis amnis</i> (Hubbs and Greene, 1951)	pallid shiner	V	1	G4	44-46,50-57
<i>Hybopsis lineapunctata</i> Clemmer and Suttkus, 1971	lined chub	V	1	G3G4	58
<i>Iotichthys phlegethontis</i> (Cope, 1874)	least chub	E♦	1,4	G1	14
<i>Lavinia exilicauda</i> chi Hopkirk, 1974	Clear Lake hitch	V	1,2,4,5	G5T2	10
<i>Lavinia symmetricus mitrulus</i> Snyder, 1913	pit roach	V	1,4,5	G5T2	10
<i>Lavinia symmetricus</i> ssp.	Red Hills roach	V	1,5	G5T1	10
<i>Lepidomeda albivallis</i> Miller and Hubbs, 1960	White River spinedace	E♦	1,4	G1	16
<i>Lepidomeda aliciae</i> (Jouy 1881)	southern leatherside chub	V	1,4	G2	14
<i>Lepidomeda altivelis</i> Miller and Hubbs, 1960	Pahrnanagat spinedace	X	1,5	GX	16
<i>Lepidomeda copei</i> (Jordan and Gilbert 1881)	northern leatherside chub	E	4	G1G2	8,14
<i>Lepidomeda mollispinis mollispinis</i> Miller and Hubbs, 1960	Virgin River spinedace	T♦	1,4	G1G2T1	16
<i>Lepidomeda mollispinis pratensis</i> Miller and Hubbs, 1960	Big Spring spinedace	E♦	1,4,5	G1G2T1	16
<i>Lepidomeda vittata</i> Cope, 1874	Little Colorado spinedace	T♦	1	G1G2	16
<i>Lythrurus snelsoni</i> (Robison, 1985)	Ouachita shiner	V♦	1	G3	52
<i>Macrhybopsis aestivalis</i> (Girard, 1856)	speckled chub	T	1,3	G3G4	36,43
<i>Macrhybopsis</i> sp. cf. <i>aestivalis</i>	Coosa chub	V	1	G3G4	58
<i>Macrhybopsis</i> sp. cf. <i>aestivalis</i>	Florida chub	V	1	G3	59
<i>Macrhybopsis australis</i> (Hubbs and Ortenburger, 1929)	prairie chub	V	1	G2G3	49
<i>Macrhybopsis gelida</i> (Girard, 1856)	sturgeon chub	V♦	1	G3	47-48,50,53,57
<i>Macrhybopsis meeki</i> (Jordan and Evermann, 1896)	sicklefin chub	V▲	1	G3	47-48,50,53,57
<i>Macrhybopsis tetranema</i> (Gilbert, 1886)	peppered chub	E▼	1	G1	49
<i>Meda fulgida</i> Girard, 1856	spikedace	E▼	1,4	G2	18
<i>Moapa coriacea</i> Hubbs and Miller, 1948	Moapa dace	E♦	1,3,4,5	G1	16
<i>Notropis aguirrepequenoi</i> Contreras-Balderas and Rivera-Teillery, 1973	carpita del Pilón	T▼	1,3,5		43
<i>Notropis albizonatus</i> Warren and Burr, 1994	palezone shiner	E▼	1,5	G1	55-56
<i>Notropis amecae</i> Chernoff and Miller, 1986	carpita del Ameca	E▲	1,5		23
<i>Notropis anogenus</i> Forbes, 1885	pugnose shiner	T	1	G3	48,53-54,67-68
<i>Notropis ariommus</i> (Cope, 1867)	popeye shiner	V	1,5	G3	54-56
<i>Notropis aulidion</i> Chernoff and Miller, 1986	carpita de Durango	Xp	1,4,5		35
<i>Notropis bifrenatus</i> (Cope, 1867)	bridle shiner	V	1	G3	62-64,67-68



*Phoxinus cumberlandensis*, blackside dace. Photo: R. T. Bryant.



*Phoxinus* sp. cf. *saylori*, Clinch dace. Photo: C. E. Skelton.



*Phoxinus saylori*, laurel dace. Photo: C. E. Williams.



*Pteronotropis hubbsi*, blue head shiner. Photo: W. Roston.


TAXON	AFS COMMON NAME	STATUS	CRITERIA	RANK	ECOREGIONS
<i>Notropis boucardi</i> (Günther, 1868)	carpita del Balsas	T	1,4		24
<i>Notropis braytoni</i> Jordan and Evermann, 1896	Tamaulipas shiner	T	1,3	G4	37,39,43
<i>Notropis buccula</i> Cross, 1953	smalleye shiner	T▼	1	G2Q	45
<i>Notropis cahabae</i> Mayden and Kuhajda, 1989	Cahaba shiner	E◆	1,5	G2	58
<i>Notropis calabazas</i> Lyons and Mercado-Silva, 2004	carpita del Calabazas	E	5		33
<i>Notropis calientis</i> Jordan and Snyder, 1899	carpita amarilla	V	1		21-22,33
<i>Notropis chalybaeus</i> (Cope, 1867)	ironcolor shiner	V	1	G4	44-46,50, 52-53,57-64
<i>Notropis chihuahua</i> Woolman, 1892	Chihuahua shiner	T	1,3,5	G3	39,43
<i>Notropis cumingii</i> (Günther, 1868)	carpita del Atoyac	E	1,5		25
<i>Notropis girardi</i> Hubbs and Ortenburger, 1929	Arkansas River shiner	E	1	G2	49-50,52
<i>Notropis hypsilepis</i> Suttkus and Raney, 1955	highscale shiner	V	1	G3	60,62
<i>Notropis jemezianus</i> (Cope, 1875)	Rio Grande shiner	E▼	1,3	G3	36-37,39,43
<i>Notropis mekistocholas</i> Snelson, 1971	Cape Fear shiner	E◆	1,5	G1	62
<i>Notropis melanostomus</i> Bortone, 1989	blackmouth shiner	T◆	1,5	G2	57,59
<i>Notropis moralesi</i> de Buen, 1955	carpita del Tepelmeme	T▼	1,5		24-25,32
<i>Notropis orca</i> Woolman, 1894	phantom shiner	Xp	1	GXQ	36,43
<i>Notropis ortenburgeri</i> Hubbs, 1927	Kiamichi shiner	V	1	G3	49,51-52
<i>Notropis oxyrhynchus</i> Hubbs and Bonham, 1951	sharpnose shiner	T▼	1	G3	45
<i>Notropis ozarcanus</i> Meek, 1891	Ozark shiner	V	1	G3	51
<i>Notropis perpallidus</i> Hubbs and Black, 1940	peppered shiner	V◆	1	G3	52
<i>Notropis rupestris</i> Page, 1987	bedrock shiner	V	5	G2	55
<i>Notropis saladonis</i> Hubbs and Hubbs, 1958	carpita del Salado	Xp▼	1,5		43
<i>Notropis sallaei</i> (Günther, 1868)	carpita azteca	V	1		22,24,33
<i>Notropis semperasper</i> Gilbert, 1961	roughhead shiner	V◆	1,5	G2G3	62
<i>Notropis simus pecosensis</i> Gilbert and Chernoff, 1982	Pecos bluntnose shiner	E◆	1,3,4,5	G2T2	37
<i>Notropis simus simus</i> (Cope, 1875)	Rio Grande bluntnose shiner	Xp	1,5	G2TX	36
<i>Notropis suttkusi</i> Humphries and Cashner, 1994	rocky shiner	V	1,5	G3	52
<i>Notropis topeka</i> (Gilbert, 1884)	Topeka shiner	E	1,4	G3	48-50,53
<i>Oregonichthys crameri</i> (Snyder, 1908)	Oregon chub	E▼	1,4,5	G2	7
<i>Oregonichthys kalawatseti</i> Markle, Pearsons and Bills, 1991	Umpqua chub	V	4,5	G2G3	9
<i>Phoxinus cumberlandensis</i> Starnes and Starnes, 1978	blackside dace	T▲	1,5	G2	55
<i>Phoxinus erythrogaster</i> (Rafinesque, 1820)	southern redbelly dace				
upper Arkansas River populations		V	1,5		49
<i>Phoxinus saylori</i> Skelton, 2001	laurel dace	E	1,5	G1	56
<i>Phoxinus</i> sp. cf. <i>saylori</i>	Clinch dace	E	1,5	G1	56
<i>Phoxinus tennesseensis</i> Starnes and Jenkins, 1988	Tennessee dace	V◆	1,5	G3	56
<i>Pimephales tenellus parviceps</i> (Hubbs and Black, 1947)	eastern slim minnow	V	1	G4T2T3	51-53,57
<i>Plagopterus argentissimus</i> Cope, 1874	woundfin	E◆	1,3,4	G1	16-18
<i>Pogonichthys ciscooides</i> Hopkirk, 1974	Clear Lake splittail	Xp	1,4,5	GXQ	10
<i>Pogonichthys macrolepidotus</i> (Ayres, 1854)	splittail	V◆	1,2,4	G2	10



*Rhinichthys osculus nevadensis*, Ash Meadows speckled dace. Photo: W. Roston.



*Moxostoma austrinum*, Mexican redhorse. Photo: J. Lyons.



*Rhinichthys osculus thermalis*, Kendall Warm Springs dace. Photo: W. Roston.



*Moxostoma congestum*, gray redhorse. Photo: G. Sneegas.

TAXON	AFS COMMON NAME	STATUS	CRITERIA	RANK	ECOREGIONS
<i>Pteronotropis euryzonus</i> (Suttkus, 1955)	broadstripe shiner	V	1	G3	60
<i>Pteronotropis hubbsi</i> (Bailey and Robison, 1978)	bluehead shiner	V	1	G3	52,57
<i>Pteronotropis merlini</i> (Suttkus and Mettee, 2001)	orangetail shiner	V	1,5	GNR	59
<i>Pteronotropis</i> sp. cf. <i>metallicus</i>	Alafia River sailfin shiner	T	1,4,5		61
<i>Pteronotropis stonei</i> (Fowler 1921)	lowland shiner	V	1	G5	62
<i>Pteronotropis welaka</i> (Evermann and Kendall, 1898)	bluenose shiner	V	1	G3G4	57-61
<i>Ptychocheilus lucius</i> Girard, 1856	Colorado pikeminnow	E♦	1,3,4	G1	17-18
<i>Relictus solitarius</i> Hubbs and Miller, 1972	relict dace	V♦	1,4,5	G2G3	13
<i>Rhinichthys cataractae smithi</i> Nichols, 1916	Banff longnose dace	X	1,4,5	G5TXQ	76
<i>Rhinichthys cataractae</i> ssp.	Millicoma longnose dace	V	1,5	G5T2	9
<i>Rhinichthys cataractae</i> ssp.	Nooksack dace	E▼	1,5	G3	4
<i>Rhinichthys cobitis</i> (Girard, 1856)	loach minnow	T♦	1,4	G2	18
<i>Rhinichthys deaconi</i> Miller, 1984	Las Vegas dace	X	1,5	GX	16
<i>Rhinichthys evermanni</i> Snyder, 1908	Umpqua dace	V	1,5	G3	9
<i>Rhinichthys osculus lariversi</i> Lugaski, 1972	Big Smoky Valley speckled dace	E	1,4,5	G5T1	13
<i>Rhinichthys osculus lethoporus</i> Hubbs and Miller, 1972	Independence Valley speckled dace	E♦	1,4,5	G5T1	13
<i>Rhinichthys osculus moapa</i> Williams, 1978	Moapa speckled dace	T♦	1,3,4	G5T1	17
<i>Rhinichthys osculus nevadensis</i> Gilbert, 1893	Ash Meadows speckled dace	E♦	1,4,5	G5T1	13
<i>Rhinichthys osculus oligoporus</i> Hubbs and Miller, 1972	Clover Valley speckled dace	E♦	1,4,5	G5T1	13
<i>Rhinichthys osculus reliquus</i> Hubbs and Miller, 1972	Grass Valley speckled dace	X	1,4,5	G5T1	13
<i>Rhinichthys osculus thermalis</i> (Hubbs and Kuhne, 1937)	Kendall Warm Springs dace	E▼	3,5	G5TX	17
<i>Rhinichthys osculus velifer</i> Gilbert, 1893	Pahranagat speckled dace	E	1,5	G5T1Q	16
<i>Rhinichthys osculus</i> ssp.	Amargosa Canyon speckled dace	T▼	1,5	G5T1	15
<i>Rhinichthys osculus</i> ssp.	Amargosa River speckled dace	T▼	1,5		15
<i>Rhinichthys osculus</i> ssp.	Foskett speckled dace	T♦	1,5	G5T1	12
<i>Rhinichthys osculus</i> ssp.	Long Valley speckled dace	E	1,4,5		15
<i>Rhinichthys osculus</i> ssp.	Owens speckled dace	T♦	1,4,5	G5T1T2Q	15
<i>Rhinichthys osculus</i> ssp.	Preston speckled dace	V♦	1,3,4,5		17
<i>Rhinichthys osculus</i> ssp.	Santa Ana speckled dace	T♦	1,4,5	G5T1	11
<i>Rhinichthys umatilla</i> (Gilbert and Evermann, 1894)	Umatilla dace	V	1	G4	6
<i>Semotilus lumbec</i> Snelson and Suttkus, 1978	sandhills chub	V♦	1	G3	62
<i>Stypodon signifer</i> Garman, 1881	carpa de Parras	X	1,5		35
<i>Yuriria chapalae</i> (Jordan and Snyder, 1899)	carpa de Chapala	E	1,4,5		22
<b>Family Catostomidae</b>	<b>Suckers</b>				
<i>Catostomus bernardini</i> Girard, 1856	Yaqui sucker	V♦	1,4	G4	19,38-39
<i>Catostomus cahita</i> Siebert and Minckley, 1986	matalote cahita	T♦	1,4,5		19,38
<i>Catostomus catostomus lacustris</i> Bajkov, 1927	Jasper longnose sucker	T▼	2,5		71
<i>Catostomus</i> sp. cf. <i>catostomus</i>	Salish sucker	E♦	1,5	G1	4
<i>Catostomus clarkii</i> Baird and Girard, 1854	desert sucker	V	1,2,4	G3G4	18
<i>Catostomus clarkii intermedius</i> (Tanner, 1942)	White River desert sucker	E♦	1,4,5	G3G4T1T2Q	16



*Moxostoma lacerum*, harelip sucker (extinct). Photo: D. Neely.



*Ameiurus platycephalus*, flat bullhead. Photo: N. M. Burkhead.



*Moxostoma* sp. cf. *macrolepidotum*, sicklefin redhorse. Photo: S. J. Fraley.



*Ameiurus serracanthus*, spotted bullhead. Photo: N. M. Burkhead.

TAXON	AFS COMMON NAME	STATUS	CRITERIA	RANK	ECOREGIONS
<i>Catostomus clarkii utahensis</i> (Tanner, 1932)	Virgin River desert sucker	T	1,4,5		16
<i>Catostomus clarkii</i> ssp.	Meadow Valley desert sucker	T	1,4,5	G3G4T2	16
<i>Catostomus discobolus jarrovi</i> (Cope, 1874)	Zuni bluehead sucker	E▼	1,2,4,5	G4T1	17
<i>Catostomus insignis</i> Baird and Girard, 1854	Sonora sucker	V	1,4	G3	17-18
<i>Catostomus</i> sp. cf. <i>latipinnis</i>	Little Colorado River sucker	V	1,4,5	G2	17
<i>Catostomus leopoldi</i> Siebert and Minckley, 1986	matalote del Bavispe	T▼	1,4,5		38
<i>Catostomus microps</i> Rutter, 1908	Modoc sucker	E◆	1,4	G2	10,12
<i>Catostomus nebuliferus</i> Garman, 1881	matalote del Nazas	T	1,5		35
<i>Catostomus occidentalis lacusanserinus</i> Fowler, 1913	Goose Lake sucker	V◆	1	G5T2T3Q	12
<i>Catostomus plebeius</i> Baird and Girard, 1854	Rio Grande sucker	V	1	G3G4	20,36,38-39
<i>Catostomus rimiculus</i> ssp.	Jenny Creek sucker	V◆	1,4,5	G5T2Q	9
<i>Catostomus santaanae</i> (Snyder, 1908)	Santa Ana sucker	T▼	1,4,5	G1	11
<i>Catostomus snyderi</i> Gilbert, 1898	Klamath largescale sucker	T	1,4,5	G3	9
<i>Catostomus utawana</i> Mather, 1886	summer sucker	T	5		68
<i>Catostomus wamerensis</i> Snyder, 1908	Warner sucker	E◆	1,4,5	G1	12
<i>Catostomus wigginsi</i> Herre and Brock, 1936	matalote ópata	T▼	1,5		19
<i>Catostomus</i> sp.	Wall Canyon sucker	E▼	1,5	G1	13
<i>Chasmistes brevirostris</i> Cope, 1879	shortnose sucker	E◆	1,2,4,5	G1	9
<i>Chasmistes cujus</i> Cope, 1883	cui-ui	E◆	1	G1	13
<i>Chasmistes liorus liorus</i> Miller and Smith, 1981	June sucker (extinct subspecies)	X	1,4	G1T1	14
<i>Chasmistes liorus mictus</i> Miller and Smith, 1981	June sucker	E◆	1,4		14
<i>Chasmistes muriei</i> Miller and Smith, 1981	Snake River sucker	X	1,4	GX	8
<i>Cycleptus elongatus</i> (Lesueur, 1817)	blue sucker	V◆	1,4	G3G4	44-48,50-51, 53-57
<i>Cycleptus</i> sp. cf. <i>elongatus</i>	Rio Grande blue sucker	T	1,4		39-40,43
<i>Cycleptus meridionalis</i> Burr and Mayden, 1999	southeastern blue sucker	V	1	G3G4	57-58
<i>Deltistes luxatus</i> (Cope, 1879)	Lost River sucker	E◆	1,2,4,5	G1	9
<i>Ictiobus labiosus</i> (Meek, 1904)	matalote bocón	V	1,5		33
<i>Moxostoma austrinum</i> Bean, 1880	matalote chuime	V	1	G3	20-23,39,43
<i>Moxostoma congestum</i> (Baird and Girard, 1854)	gray redhorse	T▼	1	G4	36-37,43-45
<i>Moxostoma</i> sp. cf. <i>erythrurum</i>	Carolina redhorse	E	1	G1G2Q	62
<i>Moxostoma hubbsi</i> Legendre, 1952	copper redhorse (chevalier cuirvé)	E▼	1	G1	68
<i>Moxostoma lacerum</i> (Jordan and Brayton, 1877)	harelip sucker	X	1	GX	51,53-56,67
<i>Moxostoma</i> sp. cf. <i>macrolepidotum</i>	sicklefin redhorse	T	1,5	G2Q	56
<i>Moxostoma robustum</i> (Cope, 1870)	robust redhorse			G1	
Pee Dee River population		E▼	1,5		62
Altamaha River population		E	1,5		62
Savannah River population		E	1,5		62
<i>Moxostoma valenciennesi</i> Jordan, 1885	greater redhorse	V	1	G4	53-54,67-68,78
<i>Thoburnia atripinnis</i> (Bailey, 1959)	blackfin sucker	V◆	1,5	G2	54




*Ictalurus lupus*, headwater catfish. Photo: G. Sneegas.



*Noturus stanauli*, pygmy madtom. Photo: J. R. Shute.



*Noturus baileyi*, smoky madtom. Photo: J. R. Shute.



*Coregonus huntsmani*, Atlantic whitefish. Photo: K. Bentham. Courtesy: Bluenose Coastal Action Foundation.

TAXON	AFS COMMON NAME	STATUS	CRITERIA	RANK	ECOREGIONS
<i>Thoburnia hamiltoni</i> Raney and Lachner, 1946	rustyside sucker	V♦	1,5	G3	62
<i>Xyrauchen texanus</i> (Abbott, 1860)	razorback sucker	E♦	1,2,4	G1	17-18
<b>Family Characidae</b>	<b>Characins</b>				
<i>Astyanax altior</i> Hubbs, 1936	sardinita yucateca	V	5		27
<i>Astyanax jordani</i> (Hubbs and Innes, 1936)	sardinita ciega	V♦	4,5		33
<i>Astyanax mexicanus</i> ssp.	sardinita de Cuatro Ciénegas	E▼	1,4		41
<i>Bramocharax caballeroi</i> Contreras-Balderas and Rivera-Teillery, 1985	pepesca de Catemaco	V	5		32
<i>Bramocharax</i> sp.	pepesca lacandona	T	5		28
<b>Family Ariidae</b>	<b>Sea Catfishes</b>				
<i>Potamarius nelsoni</i> (Evermann and Goldsborough, 1902)	bagre lacandón	V	1,5		28-29
<i>Potamarius usumacintae</i> Betancur-R. and Willink, 2007	bagre del Usumacinta	V	1,5		28-29
<b>Family Heptapteridae</b>	<b>Heptapterid Catfishes</b>				
<i>Rhamdia</i> sp. cf. <i>guatemalensis</i>	chipo de Catemaco	V	1,5		32
<i>Rhamdia laluchensis</i> Weber, Allegrucci and Sbordoni, 2003	juil de La Lucha	T	5		30
<i>Rhamdia macuspanensis</i> Weber and Wilkins, 1998	juil ciego olmeca	T	1,5		29
<i>Rhamdia reddelli</i> Miller, 1984	juil ciego	T♦	5		32
<i>Rhamdia zongolicensis</i> Wilkens, 1993	juil ciego de Zongolica	T	1,5		32
<i>Rhamdia</i> sp.	juil de Catemaco	V	1,5		32
<b>Family Lacantuniidae</b>	<b>Lacantuniid Catfishes</b>				
<i>Lacantunia enigmatica</i> Rodiles-Hernández, Hendrickson and Lundberg, 2005	bagre de Chiapas	T	1,5		28
<b>Family Ictaluridae</b>	<b>North American Catfishes</b>				
<i>Ameiurus brunneus</i> Jordan, 1877	snail bullhead	V	1,4	G4	58,60-62
<i>Ameiurus platycephalus</i> (Girard, 1859)	flat bullhead	V	1	G5	62
<i>Ameiurus serracanthus</i> (Yerger and Relyea, 1968)	spotted bullhead	V	1,4	G3	60-61
<i>Ictalurus australis</i> (Meek, 1904)	bagre del Pánuco	T▼	1,2,5		33
<i>Ictalurus balsanus</i> (Jordan and Snyder, 1899)	bagre del Balsas	V	1,2,4		24
<i>Ictalurus dugesii</i> (Bean, 1880)	bagre del Lerma	V	1,2		21-23
<i>Ictalurus lupus</i> (Girard, 1858)	headwater catfish	T▼	1,4	G3	37,40,43-45
<i>Ictalurus</i> sp. cf. <i>lupus</i>	bagre de Cuatro Ciénegas	T▼	1,5		41
<i>Ictalurus mexicanus</i> (Meek, 1904)	bagre del Verde	V♦	1,2,4		33
<i>Ictalurus pricei</i> (Rutter, 1896)	Yaqui catfish	E▼	1,4	G2	19,38
<i>Noturus baileyi</i> Taylor, 1969	smoky madtom	E♦	1,5	G1	56
<i>Noturus crypticus</i> Burr, Eisenhour and Grady, 2005	Chucky madtom	E	1,5	G1	56
<i>Noturus fasciatus</i> Burr, Eisenhour and Grady, 2005	saddled madtom	V	1,5	G2	56
<i>Noturus flavater</i> Taylor, 1969	checkered madtom	V	1	G3G4	51
<i>Noturus flavipinnis</i> Taylor, 1969	yellowfin madtom	E▼	1,5	G1	56
<i>Noturus furiosus</i> Jordan and Meek, 1889	Carolina madtom	T▼	1,5	G2	62
<i>Noturus gilberti</i> Jordan and Evermann, 1889	orangefin madtom	T♦	1,5	G2	62
<i>Noturus gladiator</i> Thomas and Burr, 2004	piebald madtom	V	1,5		57
<i>Noturus lachneri</i> Taylor, 1969	Ouachita madtom	T♦	1,5	G2	52



*Oncorhynchus clarkii stomias*, greenback cutthroat trout. Photo: W. Roston.



*Oncorhynchus mykiss stonei*, McCloud River redband trout. Photo: W. Roston.



*Oncorhynchus clarkii utah*, Bonneville cutthroat trout. Photo: W. Roston.



*Oncorhynchus mykiss* ssp., trucha del Conchos. Illustration: J. Tomelleri.

TAXON	AFS COMMON NAME	STATUS	CRITERIA	RANK	ECOREGIONS
<i>Noturus sp. cf. leptacanthus</i>	broadtail madtom	V♦	1,5	G2	62
<i>Noturus munitus</i> Suttkus and Taylor, 1965	frecklebelly madtom			G3	
Cahaba River population		V▲	1,5		58
Coosa River population		E	1,5		58
Pearl River population		V	1,5		57
Tombigbee River population		E	1,5		58
<i>Noturus placidus</i> Taylor, 1969	Neosho madtom	T♦	1	G2	50
<i>Noturus stanauli</i> Etnier and Jenkins, 1980	pygmy madtom	E♦	1,5	G1	56
<i>Noturus stigmosus</i> Taylor, 1969	northern madtom	V	1	G3	54,67
<i>Noturus taylori</i> Douglas, 1972	Caddo madtom	T♦	1,5	G1	52
<i>Noturus trautmani</i> Taylor, 1969	Scioto madtom	X▼	1,5	GH	54
<i>Prietella lundbergi</i> Walsh and Gilbert, 1995	bagre ciego duende	E	1		33
<i>Prietella phreatophila</i> Carranza, 1954	bagre ciego de Múzquiz	E♦	1,5		43
<i>Satan eurystomus</i> Hubbs and Bailey, 1947	widemouth blindcat	E▼	1,5	G1G2	45
<i>Trogloglanis pattersoni</i> Eigenmann, 1919	toothless blindcat	E▼	1,5	G1G2	45
<b>Family Osmeridae</b>	<b>Smelts</b>				
<i>Hypomesus transpacificus</i> McAllister, 1963	delta smelt	T♦	1,4,5	G1	10
<i>Osmerus mordax</i> (Mitchill, 1814)	rainbow smelt				
Lake Utopia, New Brunswick dwarf population		T▼	5	GNRTNR	64
<b>Family Salmonidae</b>	<b>Salmonids</b>				
<i>Coregonus huntsmani</i> Scott, 1987	Atlantic whitefish	E♦	1,2,5	G1	65
<i>Coregonus johanna</i> e (Wagner, 1910)	deepwater cisco	X♦	2,4	GX	67
<i>Coregonus kiyi orientalis</i> (Koelz, 1929)	Lake Ontario kiyi	Xp	1,2,4	G3TX	67
<i>Coregonus nigripinnis nigripinnis</i> (Milner, 1874)	blackfin cisco	Xp♦	2,4	G1Q	67
<i>Coregonus nigripinnis regalis</i> (Koelz, 1929)	Nipigon blackfin cisco	T	2,4	G4G5	67
<i>Coregonus reighardi reighardi</i> (Koelz, 1924)	shortnose cisco	Xp▼	1,2,4	GH	67
<i>Coregonus zenithicus</i> (Jordan and Evermann, 1909)	shortjaw cisco	T▲	1,2,4	G3	67,71-73,77-79
<i>Coregonus sp.</i>	spring cisco	V	2	G5T3T5Q	68
<i>Coregonus sp.</i>	Squanga whitefish	V▲	1,5	GMR	2,4
<i>Oncorhynchus chrysogaster</i> (Needham and Gard, 1964)	trucha dorada mexicana	T▼	1,2,3,4,5	G1G3	20
<i>Oncorhynchus clarkii alvordensis</i> Hubbs, 2002	Alvord cutthroat trout	Xp♦	1,2,4,5	G4TX	12
<i>Oncorhynchus clarkii bouvieri</i> (Jordan and Gilbert, 1883)	Yellowstone cutthroat trout	T	1,2,3,4,5	G4T2	8,47
<i>Oncorhynchus clarkii clarkii</i> (Richardson, 1836)	coastal cutthroat trout	V	1,3,4	G4T4	4-5,7,9
Crescent Lake, Washington population		T	3,4,5		4
<i>Oncorhynchus clarkii henshawi</i> (Gill and Jordan, 1878)	Lahontan cutthroat trout	T♦	1,3,4	G4T3	13
<i>Oncorhynchus clarkii lewisii</i> (Girard, 1856)	westslope cutthroat trout	T	1,3,4	G4T3	6-7,47,76
<i>Oncorhynchus clarkii macdonaldi</i> (Jordan and Evermann, 1890)	yellowfin cutthroat trout	X	4,5	G4TX	49
<i>Oncorhynchus clarkii pleuriticus</i> (Cope, 1872)	Colorado River cutthroat trout	V♦	1,3,4	G4T3	17
<i>Oncorhynchus clarkii selenis</i> (Snyder, 1933)	Paiute cutthroat trout	E▼	1,3,4,5	G4T1T2	13
<i>Oncorhynchus clarkii stomias</i> (Cope, 1871)	greenback cutthroat trout	T♦	1,3,4	G4T2T3	48-49



*Oncorhynchus mykiss* ssp., truchas de los ríos Piaxtla, San Lorenzo y Presidio. Illustration: J. Tomelleri.



*Amblyopsis spelaea*, northern cavefish. Photo: W. Roston.



*Oncorhynchus nerka*, sockeye salmon. Photo: W. Roston.



*Typhlichthys subterraneus*, southern cavefish. Photo: W. Roston.



TAXON	AFS COMMON NAME	STATUS	CRITERIA	RANK	ECOREGIONS
<i>Oncorhynchus clarkii virginalis</i> (Girard, 1856)	Rio Grande cutthroat trout	T▼	1,3,4	G4T3	36-37,49
<i>Oncorhynchus clarkii</i> ssp.	Humboldt cutthroat trout	T▼	1,3,4,5		13
<i>Oncorhynchus gilae apache</i> (Miller, 1972)	Apache trout	T♦	1,3,4,5	G3T3	18
<i>Oncorhynchus gilae gilae</i> (Miller, 1950)	Gila trout	E▼	1,3,4,5	G3T1	18
<i>Oncorhynchus keta</i> (Walbaum, 1792)	chum salmon				
Columbia River population		T	1,2	G5T2Q	7
Hood Canal summer populations; Olympic Peninsula rivers to Dungeness Bay		T	1,2	G5T2Q	4
<i>Oncorhynchus kisutch</i> (Walbaum, 1792)	Coho salmon				
central California coastal population, Humboldt to Santa Cruz counties		E	1,2,3,4	G4T2T3Q	9
interior Fraser River population		E	1,2,3,4	G4TNR	4
lower Columbia River population		T	1,2,3,4	G4T2Q	7
Oregon coastal populations		T	1,2,3,4	G4T2Q	9
Puget Sound/Strait of Georgia populations		V	1,2,3,4	G4T3Q	4
southern Oregon/northern California coastal populations		T	1,2,3,4	G4T2Q	9
<i>Oncorhynchus mykiss aguabonita</i> (Evermann, 1906)	South Fork Kern River golden trout	T♦	1,2,3,4,5	G5T1	10
<i>Oncorhynchus mykiss aquilorum</i> (Snyder, 1917)	Eagle Lake rainbow trout	T▼	1,2,3,4,5	G5T1Q	13
<i>Oncorhynchus mykiss gairdnerii</i> (Suckley, 1859)	redband steelhead trout				
Owyhee uplands populations		V♦	1,2,3,4	G5T4	7
<i>Oncorhynchus mykiss gilberti</i> (Jordan, 1894)	Kern River rainbow trout	T▼	1,2,3,4,5	G5T1Q	10
<i>Oncorhynchus mykiss nelsoni</i> (Evermann, 1908)	trucha de San Pedro Mártir	V♦	1,3,4,5		11
<i>Oncorhynchus mykiss newberrii</i> (Girard, 1859)	redband trout				
Catlow Valley populations		V♦	1,2,3,4,5	G5T1Q	12
Goose Lake populations		V♦	1,2,3,4,5	G5T2Q	12
Harney-Malhuer Lake populations		V	1,2,3,4,5	G5T3Q	12
Warner Valley populations		V♦	1,2,3,4,5	G5T2Q	12
<i>Oncorhynchus mykiss stonei</i> (Jordan, 1894)	McCloud River redband trout	V♦	1,2,3,4,5	G5T1T2Q	10
<i>Oncorhynchus mykiss whitei</i> (Evermann, 1906)	Little Kern River golden trout	E	1,2,3,4,5	G5T2Q	10
<i>Oncorhynchus mykiss</i> ssp.	truchas de los ríos				
Acaponeta y Baluarte		T	1,2,3,4,5		20
<i>Oncorhynchus mykiss</i> ssp.	trucha del Conchos	T	1,2,3,4,5		39
<i>Oncorhynchus mykiss</i> ssp.	truchas de los ríos Piaxtla, San Lorenzo y Presidio	T	1,2,3,4,5		20
<i>Oncorhynchus mykiss</i> ssp.	truchas de los ríos Yaqui, Mayo y Guzmán	T▼	1,2,3,4,5		19,38
<i>Oncorhynchus mykiss</i> (Walbaum, 1792)	rainbow trout (steelhead)				
northern California coastal populations		T	1,2,3,4,5	G5T2Q	9
central California coastal populations		T	1,2,3,4,5	G5T2Q	9-10
California Central Valley populations		T	1,2,3,4,5	G5T2Q	10
south-central California coastal populations		T	1,2,3,4,5	G5T2Q	10
southern California populations		E	1,2,3,4,5	G5T2Q	11



*Chirostoma lucius*, charal de la laguna. Photo: J. Lyons.



*Allodontichthys hubbs*, mexcalpique de Tuxpan. Photo: J. Lyons.



*Kryptolebias marmoratus*, mangrove rivulus. Illustration: E. S. Damstra.



*Allodontichthys polylepis*, mexcalpique escamitas. Photo: J. Lyons.

TAXON	AFS COMMON NAME	STATUS	CRITERIA	RANK	ECOREGIONS
lower Columbia River populations		T	1,2,3,4,5	G5T2Q	7
middle Columbia River populations		T	1,2,3,4,5	G5T2Q	6-7
upper Columbia River populations		E	1,2,3,4,5	G5T2Q	6
Snake River basin populations		T	1,2,3,4,5	G5T2T3Q	7-8
upper Willamette River populations		T	1,2,3,4,5	G5T2Q	7
Oregon coastal populations		V	1,2,3,4,5	G5T2T3Q	9
Puget Sound populations		T	1,2,3,4,5	G5TNR	4
<i>Oncorhynchus nerka</i> (Walbaum, 1792)	sockeye salmon				
Cultus Lake population		E	1,2,3,4,5	G5T1Q	4
Ozette Lake and tributaries population		T	1,2,3,4,5	G5T2Q	4
Sakinaw Lake population		E	1,2,3,4,5	G5T1Q	4
Snake River, Idaho population		E	1,2,3,4,5	G5T1Q	7
<i>Oncorhynchus tshawytscha</i> (Walbaum, 1792)	Chinook salmon				
California Central Valley spring run populations		T	1,2,3,4,5	G5T1T2Q	10
California Central Valley fall and late fall run populations		V	1,2,3,4,5	G5T2T3Q	10
California coastal populations		T	1,2,3,4,5	G5T2Q	9-10
lower Columbia River populations		T	1,2,3,4,5	G5T2Q	7
upper Columbia River spring run populations		E	1,2,3,4,5	G5T1Q	6
Puget Sound populations		T	1,2,3,4	G5T2Q	4
Sacramento River winter run population		E	1,2,3,4,5	G5T1Q	10
Snake River spring run populations		T	1,2,3,4	G5T1Q	7-8
Snake River fall run populations		T	1,2,3,4	G5T1Q	7-8
upper Willamette River spring run populations		T	1,2,3,4,5	G5T2Q	7
<i>Prosopium abyscicola</i> (Snyder, 1919)	Bear Lake whitefish	V	1,2,3,4,5	G1	14
<i>Prosopium gemmifer</i> (Snyder, 1919)	Bonneville cisco	V	1,2,3,4,5	G3	14
<i>Prosopium spilonotus</i> (Snyder, 1919)	Bonneville whitefish	V	1,2,3,4,5	G3	14
<i>Salmo salar</i> Linnaeus, 1758	Atlantic salmon				
Bay of Fundy population		E	1,2,3,4	G5TNR	64-65
Great Lakes population		X	1,2	GNRTNR	67
Gulf of Maine population		E	1,2,3,4	G5T1Q	64-65
<i>Salvelinus alpinus oquassa</i> (Girard, 1854)	blueback trout	T♦	1,3,4	G5T2Q	64
<i>Salvelinus confluentus</i> (Suckley, 1859)	bull trout			G3	
coastal populations		V♦	1,2,3,4	G3T2Q	4,7,9
Snake River populations		T	1,2,3,4	G3T2Q	8
upper Columbia River populations		T	1,2,3,4	G3T2Q	6
<i>Salvelinus fontinalis agassizii</i> (Garman 1885)	silver trout	X	1,2,4,5	GXQ	64
<i>Salvelinus fontinalis timagamiensis</i> Henn and Rinckenbach, 1925	Aurora trout	E♦	1,2,3,4,5	G5T1Q	68
<i>Salvelinus malma</i> (Walbaum, 1792)	Dolly Varden			G5	
Cook Inlet to Puget Sound populations		V	1,2		4-5
<i>Salvelinus malma anaktuvukensis</i> Morrow, 1973	Angayukaksurak char	V♦	1,2,5		70



*Allodontichthys zonistius*, mexcalpique de Colima. Photo: J. Lyons.



*Allotoca goslinei*, tiro listado. Photo: J. Lyons.



*Allotoca dugesii*, tiro chato. Photo: J. Lyons.



*Xenotoca eiseni*, mexcalpique cola roja. Photo: J. Lyons.

TAXON	AFS COMMON NAME	STATUS	CRITERIA	RANK	ECOREGIONS
<i>Thymallus arcticus</i> (Pallas, 1776)	Arctic grayling				
Montana stream populations		T▼	1,2,3,4,5	G5T1Q	47
Great Lakes populations		X	1,4		67
<b>Family Umbridae</b>	<b>Mudminnows</b>				
<i>Novumbra hubbsi</i> Schultz, 1929	Olympic mudminnow	V♦	1,4,5	G3	4
<b>Family Amblyopsidae</b>	<b>Cavefishes</b>				
<i>Amblyopsis rosae</i> (Eigenmann, 1898)	Ozark cavefish	T♦	1,4,5	G3	50-51
<i>Amblyopsis spelaea</i> DeKay, 1842	northern cavefish	T♦	1,5	G4	54
<i>Forbesichthys agassizii</i> (Putnam, 1872)	spring cavefish	V▼	1	G4G5	53-56
<i>Speoplatyrhinus poulsoni</i> Cooper and Kuehne, 1974	Alabama cavefish	E♦	1	G1	56,58
<i>Typhlichthys subterraneus</i> Girard, 1859	southern cavefish	V	1	G4	50,54-56,58
<b>Family Bythitidae</b>	<b>Viviparous Brotulas</b>				
<i>Typhliasina pearsei</i> (Hubbs, 1938)	dama blanca ciega	E♦	1,5		27
<b>Family Atherinopsidae</b>	<b>Silversides</b>				
<i>Atherinella ammophila</i> Chernoff and Miller, 1984	plateadito de La Palma	E	1,5		32
<i>Atherinella callida</i> Chernoff, 1986	plateadito del Refugio	Xp	1,5		32
<i>Atherinella lisa</i> (Meek, 1904)	plateadito del Hule	E	1,5		32
<i>Atherinella marvelae</i> (Chernoff and Miller, 1982)	plateadito de Eyipantla	V	1,5		32
<i>Atherinella schultzi</i> (Álvarez and Carranza, 1952)	plateadito de Chimalapa	V	1		29-31
<i>Chirostoma aculeatum</i> Barbour, 1973	charal cuchillo	E	1,5		22
<i>Chirostoma arge</i> (Jordan and Snyder, 1899)	charal del Verde	E	1,4,5		21-22
<i>Chirostoma bartoni</i> Jordan and Evermann, 1896	charal de La Caldera	Xp▼	1,5		22
<i>Chirostoma charari</i> (de Buen, 1945)	charal tarasco	Xp	1,5		22
<i>Chirostoma contrerasi</i> Barbour, 2002	charal de Ajjic	E	1,5		22
<i>Chirostoma estor</i> Jordan, 1880	pescado blanco	V	1,2,4,5		22
<i>Chirostoma grandocule</i> (Steindachner, 1894)	charal del lago	V	1,5		22
<i>Chirostoma humboldtianum</i> (Valenciennes, 1835)	charal de Xochimilco	V	1,2,4		21-23
<i>Chirostoma labarcae</i> Meek, 1902	charal de La Barca	V	1,5		22
<i>Chirostoma lucius</i> Boulenger, 1900	charal de la laguna	E	1,2,4,5		22
<i>Chirostoma melanococcus</i> Álvarez, 1963	charal de San Juanico	E	1,5		22
<i>Chirostoma patzcuaro</i> Meek, 1902	charal pinto	T	1,2,5		22
<i>Chirostoma promelas</i> Jordan and Snyder, 1899	charal boca negra	E	1,2,5		21-22
<i>Chirostoma riojai</i> Solórzano and López, 1966	charal de Santiago	E	1,5		22
<i>Chirostoma sphyraena</i> Boulenger, 1900	charal barracuda	E	1,2,4,5		22
<i>Menidia colei</i> Hubbs, 1936	plateadito de Progreso	V	1,5		27
<i>Menidia conchorum</i> Hildebrand and Ginsburg, 1927	key silverside	T♦	1	G3Q	61
<i>Menidia extensa</i> Hubbs and Raney, 1946	Waccamaw silverside	T♦	1,5	G1	62
<i>Poblana alchichica</i> de Buen, 1945	charal de Alchichica	T♦	1,2,5		22
<i>Poblana ferdebueni</i> Solórzano and López, 1965	charal de Almoloya	E	1,4,5		22
<i>Poblana letholepis</i> Álvarez, 1950	charal de La Preciosa	T♦	1,2,5		22



*Zoogoneticus quitzeoensis*, picote (female). Photo: J. Lyons.



*Fundulus waccamensis*, Waccamaw killifish. Photo: F. Rohde.



*Zoogoneticus quitzeoensis*, picote (male). Photo: J. Lyons.



*Cyprinodon elegans*, Comanche Springs pupfish. Photo: G. Sneeegas.

TAXON	AFS COMMON NAME	STATUS	CRITERIA	RANK	ECOREGIONS
<i>Poblana squamata</i> Álvarez, 1950	charal de Quechulac	T♦	1,2,5		22
<b>Family Rivulidae</b>	<b>New World Rivulines</b>				
<i>Kryptolebias marmoratus</i> (Poey, 1880)	mangrove rivulus	V♦	1	G3	27,61
<i>Millerichthys robustus</i> (Miller and Hubbs, 1974)	almirante mexicano	E♦	1,5		31-32
<b>Family Profundulidae</b>	<b>Escamudos</b>				
<i>Profundulus hildebrandi</i> Miller, 1950	escamudo de San Cristóbal	E	1,5		28
<b>Family Goodeidae</b>	<b>Goodeids</b>				
<i>Allodontichthys hubbsi</i> Miller and Uyeno, 1980	mexcalpique de Tuxpan	E	1,5		23
<i>Allodontichthys polylepis</i> Rauchenberger, 1988	mexcalpique escamitas	E	1,5		23
<i>Allodontichthys tamazulae</i> Turner, 1946	mexcalpique de Tamazula	V	1,5		23
<i>Allodontichthys zonistius</i> (Hubbs, 1932)	mexcalpique de Colima	V	1,5		23
<i>Allotoca catarinae</i> (de Buen, 1942)	tiro Catarina	V	1,5		24
<i>Allotoca diazi</i> (Meek, 1902)	chorumo	E	1,5		22
<i>Allotoca dugesii</i> (Bean, 1887)	tiro chato	E	1,5		21-22
<i>Allotoca goslinei</i> Smith and Miller, 1987	tiro listado	E	1,4,5		23
<i>Allotoca maculata</i> Smith and Miller, 1980	tiro manchado	E▲	1,5		21,23
<i>Allotoca meeki</i> (Álvarez, 1959)	tiro de Zirahuén	E	1,4,5		22
<i>Allotoca regalis</i> (Álvarez, 1959)	chorumo del Balsas	E	1,5		24
<i>Allotoca zacapuensis</i> Meyer, Radda and Domínguez, 2001	tiro de Zacapu	E	1,5		22
<i>Ameca splendens</i> Miller and Fitzsimons, 1971	mexcalpique mariposa	E♦	1,2,4,5		23
<i>Ataeniobius toweri</i> (Meek, 1904)	mexcalpique cola azul	E♦	1,2,4,5		33
<i>Chapalichthys encaustus</i> (Jordan and Snyder, 1899)	pintito de Ocotlán	V	1,2,4,5		22
<i>Chapalichthys pardalis</i> Álvarez, 1963	pintito de Tocumbo	E	1,4,5		24
<i>Chapalichthys peraticus</i> Álvarez, 1963	pintito de San Juanico	E	1,4,5		24
<i>Characodon audax</i> Smith and Miller, 1986	mexcalpique del Toboso	E▼	1,5		21
<i>Characodon garmani</i> Jordan and Evermann, 1898	mexcalpique de Parras	X	1,4,5		35
<i>Characodon lateralis</i> Günther, 1866	mexcalpique arcoiris	E♦	1,5		21
<i>Crenichthys baileyi albivallis</i> Williams and Wilde, 1981	Preston White River springfish	E♦	1,4,5	G2T1	16
<i>Crenichthys baileyi baileyi</i> (Gilbert, 1893)	White River springfish	E♦	1,3,4	G2T1	16
<i>Crenichthys baileyi grandis</i> Williams and Wilde, 1981	Hiko White River springfish	E♦	1,4	G2T1	16
<i>Crenichthys baileyi moapae</i> Williams and Wilde, 1981	Moapa White River springfish	T♦	1,4	G2T2	16
<i>Crenichthys baileyi thermophilus</i> Williams and Wilde, 1981	Mormon White River springfish	E▼	1,4,5	G2T1	16
<i>Crenichthys nevadae</i> Hubbs, 1932	Railroad Valley springfish	T♦	1,4,5	G2	13
<i>Empetrichthys latos latos</i> Miller, 1948	Pahrump poolfish	E♦	1,4,5	G1T1	15
<i>Empetrichthys latos concavus</i> Miller, 1948	Raycraft Ranch poolfish	X	1,5	G1TX	15
<i>Empetrichthys latos pahrump</i> Miller, 1948	Pahrump Ranch poolfish	X	1,5	G1TX	15
<i>Empetrichthys merriami</i> Gilbert, 1893	Ash Meadows poolfish	X	1,4,5	GX	15
<i>Girardinichthys ireneae</i> Radda and Meyer, 2003	mexcalpique de Zacapu	E	1,5		22
<i>Girardinichthys turneri</i> (de Buen, 1940)	mexcalpique michoacano	Xp▼	1,4,5		22
<i>Girardinichthys viviparus</i> (Bustamante, 1837)	mexcalpique	E♦	1,4,5		22



*Poecilia chica*, topote del Purificación. Photo: J. Lyons.



*Cottus paulus*, pygmy sculpin. Photo: N. M. Burkhead.



*Poeciliopsis turneri*, guatopote de La Huerta. Photo: J. Lyons.



*Enneacanthus chaetodon*, blackbanded sunfish. Photo: N. M. Burkhead and R. E. Jenkins. Courtesy: Virginia Division of Game and Inland Fisheries, Richmond.

TAXON	AFS COMMON NAME	STATUS	CRITERIA	RANK	ECOREGIONS
<i>Goodea gracilis</i> Hubbs and Turner, 1939	tiro oscuro	V♦	1,5		33
<i>Ilyodon cortesae</i> Paulo-Maya and Trujillo-Jiménez, 2000	mexcalpique pecoso	V	5		24
<i>Ilyodon whitei</i> (Meek, 1904)	mexcalpique cola partida	V	1,4,5		24
<i>Skiffia bilineata</i> (Bean, 1887)	tiro de dos rayas	E	1,4,5		22
<i>Skiffia francesae</i> Kingston, 1978	tiro dorado	Xn▼	1,4,5		23
<i>Skiffia lermae</i> Meek, 1902	tiro olivo	E	1,4,5		22
<i>Skiffia multipunctata</i> (Pellegrin, 1901)	tiro pintado	E	1,4,5		21-22
<i>Xenophorus captivus captivus</i> (Hubbs, 1924)	mexcalpique viejo	E▼	1,2,5		34
<i>Xenophorus captivus erro</i> (Hubbs, 1924)	mexcalpique aislado del Santa María	E	1,5		34
<i>Xenophorus captivus exsul</i> (Hubbs, 1924)	mexcalpique aislado del Pánuco	E	1,2,5		34
<i>Xenotaenia resolanae</i> Turner, 1946	mexcalpique leopardo	V	1,5		23
<i>Xenotoca eiseni</i> (Rutter, 1896)	mexcalpique cola roja	E	1,4,5		21,23
<i>Xenotoca melanosoma</i> Fitzsimons, 1972	mexcalpique negro	T	1,4,5		21-23
<i>Zoogoneticus quitzeoensis</i> (Bean, 1898)	picote	T	1,2,4,5		21-23
<i>Zoogoneticus tequila</i> Webb and Miller, 1998	picote Tequila	E	1,4,5		23
<b>Family Fundulidae</b>	<b>Topminnows</b>				
<i>Fundulus albolineatus</i> Gilbert, 1891	whiteline topminnow	X	1,5	GX	56
<i>Fundulus bifax</i> Cashner and Rogers, 1988	stippled studfish	V	1	G2G3	58
<i>Fundulus euryzonus</i> Suttkus and Cashner, 1981	broadstripe topminnow	V	1	G2	57
<i>Fundulus grandissimus</i> Hubbs, 1936	sardinilla gigante	V	1,5		27,29
<i>Fundulus julisia</i> Williams and Etnier, 1982	Barrens topminnow	E▼	1,5	G1	55-56
<i>Fundulus lima</i> Vaillant, 1894	sardinilla peninsular	E▼	1,4,5		11
<i>Fundulus persimilis</i> Miller, 1955	sardinilla yucateca	V	1,5		27
<i>Fundulus waccamensis</i> Hubbs and Raney, 1946	Waccamaw killifish	T♦	1,5	G1	62
<i>Lucania interioris</i> Hubbs and Miller, 1965	sardinilla de Cuatro Ciénegas	E♦	1,5		41
<b>Family Cyprinodontidae</b>	<b>Pupfishes</b>				
<i>Cualac tessellatus</i> Miller, 1956	cachorrito de La Media Luna	E♦	1,4,5		33
<i>Cyprinodon albivelis</i> Minckley and Miller, 2002	cachorrito aletas blancas	E	1,5		38
<i>Cyprinodon alvarezii</i> Miller, 1976	cachorrito de Potosí	Xn▼	1,4,5		42
<i>Cyprinodon arcuatus</i> Minckley and Miller, 2002	Santa Cruz pupfish	Xp	1,4,5	GX	18
<i>Cyprinodon atrorus</i> Miller, 1968	cachorrito del bolsón	E	1,4,5		40-41
<i>Cyprinodon beltrani</i> Álvarez, 1949	cachorrito lodero	V▲	4,5		27
<i>Cyprinodon bifasciatus</i> Miller, 1968	cachorrito de Cuatro Ciénegas	E▼	1,4,5		41
<i>Cyprinodon bobmilleri</i> Lozano-Vilano and Contreras-Balderas, 1999	cachorrito de San Ignacio	E	1,5		43
<i>Cyprinodon bovinus</i> Baird and Girard, 1853	Leon Springs pupfish	E♦	1,4,5	G1	37
<i>Cyprinodon ceciliae</i> Lozano-Vilano and Contreras-Balderas, 1993	cachorrito de La Presita	X	1,5		42
<i>Cyprinodon diabolis</i> Wales, 1930	Devils Hole pupfish	E▼	1,5	G1	15
<i>Cyprinodon elegans</i> Baird and Girard, 1853	Comanche Springs pupfish	E♦	1,4,5	G1	37
<i>Cyprinodon eremus</i> Miller and Fuiman, 1987	Sonoyta pupfish	E♦	1,4,5	G1	19
<i>Cyprinodon esconditus</i> Strecker, 2002	cachorrito escondido	E	4,5		27



*Micropterus cataractae*, shoal bass. Photo: N. M. Burkhead.



*Etheostoma brevirostrum*, holiday darter (Amicalola Creek population). Photo: N. M. Burkhead.



*Micropterus treculii*, Guadalupe bass. Photo: G. Snee-gas.



*Etheostoma lepidum*, greenthroat darter. Photo: W. Roston.

TAXON	AFS COMMON NAME	STATUS	CRITERIA	RANK	ECOREGIONS
<i>Cyprinodon eximius</i> Girard, 1859	Conchos pupfish	T	1	G3G4	39,43
<i>Cyprinodon eximius</i> ssp.	Devils River pupfish	T♦	1,5		43
<i>Cyprinodon fontinalis</i> Smith and Miller, 1980	cachorrito de Carbonera	E	1,4,5		38
<i>Cyprinodon inmemoriam</i> Lozano-Vilano and Contreras-Balderas, 1993	cachorrito de La Trinidad	X	1,5		42
<i>Cyprinodon labiosus</i> Humphries and Miller, 1981	cachorrito cangrejero	E▼	4,5		27
<i>Cyprinodon latifasciatus</i> Garman, 1881	cachorrito de Parras	X	1,5		35
<i>Cyprinodon longidorsalis</i> Lozano-Vilano and Contreras-Balderas, 1993	cachorrito de Charco Palma	Xn▼	1,5		42
<i>Cyprinodon macrolepis</i> Miller, 1976	cachorrito escamudo	E	1,5		39
<i>Cyprinodon macularius</i> Baird and Girard, 1853	desert pupfish	E♦	1,3,4	G1	17-19
<i>Cyprinodon maya</i> Humphries and Miller, 1981	cachorrito gigante	E▼	4,5		27
<i>Cyprinodon meeki</i> Miller, 1976	cachorrito del Mezquital	E♦	1,4,5		21
<i>Cyprinodon nazas</i> Miller, 1976	cachorrito del Nazas	T♦	1,4,5		35
<i>Cyprinodon nevadensis amargosae</i> Miller, 1948	Amargosa River pupfish	V♦	1,4,5	G2T1	15
<i>Cyprinodon nevadensis calidae</i> Miller, 1948	Tecopa pupfish	X	1,4,5	G2TX	15
<i>Cyprinodon nevadensis mionectes</i> Miller, 1948	Ash Meadows pupfish	E▼	1,4,5	G2T2	15
<i>Cyprinodon nevadensis nevadensis</i> Eigenmann and Eigenmann, 1889	Saratoga Springs pupfish	T▼	1,5	G2T1	15
<i>Cyprinodon nevadensis pectoralis</i> Miller, 1948	Warm Springs pupfish	E♦	1,4,5	G2T1	15
<i>Cyprinodon nevadensis shoshone</i> Miller, 1948	Shoshone pupfish	E♦	1,4,5	G2T1	15
<i>Cyprinodon pachycephalus</i> Minckley and Minckley, 1986	cachorrito cabezón	E♦	1,5		39
<i>Cyprinodon pecosensis</i> Echelle and Echelle, 1978	Pecos pupfish	E▼	1,4	G1	37
<i>Cyprinodon pisteri</i> Miller and Minckley, 2002	cachorrito de Palomas	E♦	1,4		38
<i>Cyprinodon radiosus</i> Miller, 1948	Owens pupfish	E♦	1,4,5	G1	15
<i>Cyprinodon salinus milleri</i> LaBounty and Deacon, 1972	Cottonball Marsh pupfish	T▼	5	G1QT1	15
<i>Cyprinodon salinus salinus</i> Miller, 1943	Salt Creek pupfish	V♦	5	G1QT1	15
<i>Cyprinodon salvadori</i> Lozano-Vilano, 2002	cachorrito de Bocochi	E♦	1,5		38
<i>Cyprinodon simus</i> Humphries and Miller, 1981	cachorrito boxeador	E▼	4,5		27
<i>Cyprinodon suavium</i> Strecker, 2005	cachorrito besucón	E	4,5		27
<i>Cyprinodon tularosa</i> Miller and Echelle, 1975	White Sands pupfish	T▼	5	G1	36
<i>Cyprinodon variegatus hubbsi</i> Carr, 1936	Lake Eustis pupfish	V	1,5	G5T2Q	61
<i>Cyprinodon verucundus</i> Humphries, 1984	cachorrito aletón	E▼	4,5		27
<i>Cyprinodon veronicae</i> Lozano-Vilano and Contreras-Balderas, 1993	cachorrito de Charco Azul	Xn▼	1,5		42
<i>Cyprinodon</i> sp.	cachorrito de Villa López	V♦	1,5		35
<i>Megupsilon aporus</i> Miller and Walters, 1972	cachorrito enano de Potosí	Xn▼	1,4,5		42
<b>Family Poeciliidae</b>	<b>Livebearers</b>				
<i>Gambusia alvarezi</i> Hubbs and Springer, 1957	guayacón de San Gregorio	E♦	1,5		39
<i>Gambusia amistadensis</i> Peden, 1973	Amistad gambusia	X♦	1,4,5	GX	43
<i>Gambusia clarkhubbsi</i> Garrett and Edwards, 2003	San Felipe gambusia	E	1,5	G1	46
<i>Gambusia eurystoma</i> Miller, 1975	guayacón del Azufre	V♦	1,5		30
<i>Gambusia gaigei</i> Hubbs, 1929	Big Bend gambusia	E♦	1,4,5	G1	43
<i>Gambusia</i> sp. cf. <i>gaigei</i>	guayacón de San Diego	E	1,5		43



*Etheostoma nianguae*, Niangua darter. Photo: W. Roston.



*Etheostoma scotti*, Cherokee darter (lower Etowah River population). Photo: N. M. Burkhead.



*Etheostoma nuchale*, watercress darter (Roebuck Spring population). Photo: W. Roston.



*Etheostoma tippecanoe*, Tippecanoe darter. Photo: W. Roston.

TAXON	AFS COMMON NAME	STATUS	CRITERIA	RANK	ECOREGIONS
<i>Gambusia georgei</i> Hubbs and Peden, 1969	San Marcos gambusia	Xp◆	1,5	GX	44
<i>Gambusia heterochir</i> Hubbs, 1957	Clear Creek gambusia	E▼	4,5	G1	45
<i>Gambusia hurtadoi</i> Hubbs and Springer, 1957	guayacán de Hacienda de Dolores	E▼	1,5		39
<i>Gambusia</i> sp. cf. <i>hurtadoi</i>	guayacán de Villa López	E▼	1,4,5		39
<i>Gambusia krumholzi</i> Minckley, 1963	guayacán del Nava	V	1,5		43
<i>Gambusia longispinis</i> Minckley, 1962	guayacán de Cuatro Ciénegas	E▼	1,5		41
<i>Gambusia nobilis</i> (Baird and Girard, 1853)	Pecos gambusia	E▼	1,4	G2	37
<i>Gambusia senilis</i> Girard, 1859	blotched gambusia	T▼	1,4	G3G4	39,43
<i>Gambusia</i> sp. cf. <i>senilis</i>	guayacán manchado de San Diego	E▼	1,5		43
<i>Gambusia speciosa</i> Girard, 1859	Tex-Mex gambusia	T	1,4	G3Q	37,40,42-44
<i>Heterandria jonesii</i> (Günther, 1874)	guatopote listado	V	1,5		24,32
<i>Heterandria</i> sp. cf. <i>jonesii</i>	guatopote de Catemaco	V	1,4,5		32
<i>Poecilia catemacensis</i> Miller, 1975	topote de Catemaco	V	1,2,5		32
<i>Poecilia chica</i> Miller, 1975	topote del Purificación	V	1,5		23
<i>Poecilia latipunctata</i> Meek, 1904	topote del Tamesí	E▼	1,5		33
<i>Poecilia sulphuraria</i> (Álvarez, 1948)	topote de Teapa	T▼	1,5		30
<i>Poecilia velifera</i> (Regan, 1914)	topote aleta grande	V	1,5		27,29
<i>Poeciliopsis catemaco</i> Miller, 1975	guatopote blanco	V	2,4,5		32
<i>Poeciliopsis latidens</i> (Garman, 1895)	guatopote del Fuerte	T	1		20-21
<i>Poeciliopsis occidentalis</i> (Baird and Girard, 1853)	Gila topminnow			G3	
Gila River populations		E▼	1,4	G3T3	18
<i>Poeciliopsis sonoriensis</i> (Girard, 1859)	Sonora topminnow	T◆	1,4,5	G3T3	19
<i>Poeciliopsis turneri</i> Miller, 1975	guatopote de La Huerta	V	1,5		23
<i>Priapella bonita</i> (Meek, 1904)	guayacán bonito	X▼	1,4,5		32
<i>Priapella compressa</i> Álvarez, 1948	guayacán de Palenque	T	5		30-31
<i>Priapella olmecae</i> Meyer and Espinosa-Pérez, 1990	guayacán olmeca	T	5		32
<i>Xiphophorus clemenciae</i> Álvarez, 1959	espada de Clemencia	T▼	1,5		31-32
<i>Xiphophorus couchianus</i> (Girard, 1859)	plati de Monterrey	E◆	1,4,5		42
<i>Xiphophorus gordonii</i> Miller and Minckley, 1963	plati de Cuatro Ciénegas	E◆	1,4,5		41
<i>Xiphophorus kallmani</i> Meyer and Scharf, 2003	espada de Catemaco	V	4,5		32
<i>Xiphophorus meyeri</i> Scharf and Schröder, 1988	espada de Múzquiz	E◆	1,4,5		40
<i>Xiphophorus milleri</i> Rosen, 1960	plati de Catemaco	E	1,4,5		32
<b>Family Gasterosteidae</b>	<b>Sticklebacks</b>				
<i>Gasterosteus aculeatus santaeannae</i> Regan, 1909	Santa Ana stickleback	E◆	1,4,5	G5T1Q	11
<i>Gasterosteus aculeatus williamsoni</i> Girard, 1854	unarmored threespine stickleback	E◆	1,4,5	G5T1	11
<i>Gasterosteus</i> sp. cf. <i>aculeatus</i>	Charlotte unarmoured stickleback	V◆	5	G5TNR	5
<i>Gasterosteus</i> sp. cf. <i>aculeatus</i>	Enos Lake benthic stickleback	E	1,4,5	G1	5
<i>Gasterosteus</i> sp. cf. <i>aculeatus</i>	Enos Lake limnetic stickleback	E▼	1,4,5	G1	5
<i>Gasterosteus</i> sp. cf. <i>aculeatus</i>	giant stickleback	V▲	1,5	G1	5
<i>Gasterosteus</i> sp. cf. <i>aculeatus</i>	Hadley Lake benthic stickleback	Xp	4,5	GX	5



*Percina cymatotaenia*, bluestripe darter. Photo: W. Roston.



*Percina* sp., Halloween darter. Photo: N. M. Burkhead.



*Percina bimaculata*, Chesapeake logperch. Photo: T. Near.



*Percina uranidea*, stargazing darter. Photo: W. Roston.

TAXON	AFS COMMON NAME	STATUS	CRITERIA	RANK	ECOREGIONS
<i>Gasterosteus</i> sp. cf. <i>aculeatus</i>	Hadley Lake limnetic stickleback	Xp	4,5	GX	5
<i>Gasterosteus</i> sp. cf. <i>aculeatus</i>	Paxton Lake benthic stickleback	E	4,5	G1	5
<i>Gasterosteus</i> sp. cf. <i>aculeatus</i>	Paxton Lake limnetic stickleback	E	4,5	G1	5
<i>Gasterosteus</i> sp. cf. <i>aculeatus</i>	Vananda Creek benthic stickleback	E	1,4,5	G1	5
<i>Gasterosteus</i> sp. cf. <i>aculeatus</i>	Vananda Creek limnetic stickleback	E	1,4,5	G1	5
<i>Gasterosteus</i> sp. cf. <i>aculeatus</i>	Misty Lake lentic stickleback	E	1,5	GNR	5
<i>Gasterosteus</i> sp. cf. <i>aculeatus</i>	Misty Lake lotic stickleback	E	1,5	GNR	5
<i>Gasterosteus aculeatus</i> ssp.	espinucho de Baja California	T	1,5		11
<b>Family Syngnathidae</b>	<b>Pipefishes and Seahorses</b>				
<i>Microphis brachyurus lineatus</i> (Kaup, 1856)	opossum pipefish	V	1	G4G5T4T5	57-59,61-62
<b>Family Synbranchidae</b>	<b>Swamp Eels</b>				
<i>Ophisternon infernale</i> (Hubbs, 1938)	anguila ciega yucateca	E♦	1,5		27
<b>Family Cottidae</b>	<b>Sculpins</b>				
<i>Cottus asperimus</i> Rutter, 1908	rough sculpin	V♦	1,4,5	G2	10
<i>Cottus</i> sp. cf. <i>bairdii</i>	Clinch River sculpin	V	1,5	G1G2	56
<i>Cottus</i> sp. cf. <i>bairdii</i>	Holston River sculpin	V	1,5	G2	56
<i>Cottus bendirei</i> (Bean, 1881)	Malheur sculpin	V♦	1,5	G4Q	7,12
<i>Cottus</i> sp. cf. <i>carolinae</i>	bluestone sculpin	T	1,5	G2	54
<i>Cottus</i> sp. cf. <i>carolinae</i>	eyelash sculpin	T	1,5		50
<i>Cottus</i> sp. cf. <i>carolinae</i>	fringehead sculpin	T	1,5		50
<i>Cottus</i> sp. cf. <i>carolinae</i>	grotto sculpin	V	1,5	G1G2Q	53
<i>Cottus</i> sp. cf. <i>cognatus</i>	checkered sculpin	V	1,4,5	G4Q	63
<i>Cottus echinatus</i> Bailey and Bond, 1963	Utah Lake sculpin	X♦	1,5	GX	14
<i>Cottus extensus</i> Bailey and Bond, 1963	Bear Lake sculpin	V	1,4,5	G1	14
<i>Cottus greenei</i> (Gilbert and Culver, 1898)	Shoshone sculpin	T♦	1,5	G2	8
<i>Cottus klamathensis macrops</i> Gilbert, 1898	bigeye marbled sculpin	V	1,4,5	G4T3	10
<i>Cottus leiopomus</i> Gilbert and Evermann, 1894	Wood River sculpin	T▼	1,5	G2	8
<i>Cottus marginatus</i> (Bean, 1881)	margined sculpin	V	1,5	G3	7
<i>Cottus paulus</i> Williams, 2000	pygmy sculpin	E♦	1,5	G1	58
<i>Cottus tenuis</i> (Evermann and Meek, 1898)	slender sculpin	V♦	1,4,5	G3	9
<i>Cottus</i> sp.	Cultus Lake pygmy sculpin	T	4,5	G1	4
<i>Cottus</i> sp.	White River sculpin	E	1,5	G1	16
<b>Family Moronidae</b>	<b>Temperate Basses</b>				
<i>Morone saxatilis</i> (Walbaum, 1792)	striped bass				
Bay of Fundy population		T	1	G5TNR	64-65
Gulf of Mexico populations		V	1,4		57-61
Southern Gulf of St. Lawrence population		T	1	G5TNR	64-65,69
St. Lawrence Estuary population		Xp	1	G5TNR	64,68-69
<b>Family Centrarchidae</b>	<b>Sunfishes</b>				
<i>Ambloplites cavifrons</i> Cope, 1868	Roanoke bass	V♦	1,4	G3	62
<i>Archoplites interruptus</i> (Girard, 1854)	Sacramento perch	T	1,4	G3	10

## Offering a Two fold approach ...



www.sonotronics.com  
(520) 746-3322

When presence/absence is not enough...

Providing equipment for both active and passive tracking, for accurate and reliable data.



# Sonotronics

Over 3 decades "working together to make a difference in the world we share"

updated features to the SUR will be announced at AFS tradeshow in Ottawa





TAXON	AFS COMMON NAME	STATUS	CRITERIA	RANK	ECOREGIONS
<i>Enneacanthus chaetodon</i> (Baird, 1855)	blackbanded sunfish	V	1	G4	61-63
<i>Lepomis megalotis</i> ssp.	mojarra gigante de Cuatro Ciénegas	V♦	1,4,5		41
<i>Micropterus cataractae</i> Williams and Burgess, 1999	shoal bass	V♦	1,4	G3	60
<i>Micropterus salmoides</i> ssp.	lobina negra de Cuatro Ciénegas	T▼	1,4,5		41
<i>Micropterus treculii</i> (Vaillant and Bocourt, 1874)	Guadalupe bass	V♦	1,4	G3	44-45
<b>Family Percidae</b>	<b>Perches</b>				
<i>Ammocrypta clara</i> Jordan and Meek, 1885	western sand darter	V	1	G3	46,51-57,67
<i>Ammocrypta pellucida</i> (Agassiz, 1863)	eastern sand darter	V▲	1	G3	54,67-68
<i>Crystallaria asprella</i> (Jordan, 1878)	crystal darter	V♦	1	G3	50-55,57-59
<i>Crystallaria cincotta</i> Welsh and Wood, 2008	diamond darter	E	1,5		54
<i>Etheostoma acuticeps</i> Bailey, 1959	sharphead darter	V♦	1,5	G3	56
<i>Etheostoma aquali</i> Williams and Etnier, 1978	coppercheek darter	V▲	1,5	G2G3	56
<i>Etheostoma australe</i> Jordan, 1889	perca del Conchos	E♦	1,5		39
<i>Etheostoma bellator</i> Suttkus and Bailey, 1993	Warrior darter	V	1,5	G2	58
<i>Etheostoma</i> sp. cf. <i>bellator</i>	Locust Fork darter	E	1,5	GNR	58
<i>Etheostoma</i> sp. cf. <i>bellator</i>	Sipsey darter	T	1,5	G2	58
<i>Etheostoma blennioides sequatchiense</i> Burr, 1979	Sequatchie darter	V	1,5	G4T3	56
<i>Etheostoma boschungii</i> Wall and Williams, 1974	slackwater darter	E▼	1,5	G1	56
<i>Etheostoma brevirostrum</i> Suttkus and Etnier, 1991	holiday darter			G2	
Amicalola Creek population		E	1,5		58
Conasauga River population		E	1,5		58
Coosawattee River population		E	1,5		58
Etowah River mainstem population		E	1,5		58
Shoal Creek population		E▼	1,5		58
<i>Etheostoma cervus</i> Powers and Mayden, 2003	Chickasaw darter	V	1,5	G2G3	57
<i>Etheostoma chermocki</i> Boschung, Mayden and Tomelleri, 1992	vermillion darter	E	1,5	G1	58
<i>Etheostoma chienense</i> Page and Ceas, 1992	relict darter	E	1,5	G1	57
<i>Etheostoma chuckwachatte</i> Mayden and Wood, 1993	lipstick darter	V	1	G2G3	58
<i>Etheostoma cinereum</i> Storer, 1845	ashy darter			G2G3	
Duck River populations		V	1,5		55
lower Tennessee River populations		E▼	1,5		56
upper Cumberland River populations		V	1,5		55
upper Tennessee River populations		E	1,5		56
<i>Etheostoma collis</i> (Hubbs and Cannon, 1935)	Carolina darter	V	1	G3	62
<i>Etheostoma corona</i> Page and Ceas, 1992	crown darter	T	1,5	G3	56
<i>Etheostoma cragini</i> Gilbert, 1885	Arkansas darter	T▼	1	G3G4	49-50
<i>Etheostoma denoncourtii</i> Stauffer and van Snik, 1997	golden darter	V	1,5	G2	56
<i>Etheostoma ditrema</i> Ramsey and Suttkus, 1965	coldwater darter	T♦	1	G1G2	58
middle Coosa River populations		T	1,5		58
<i>Etheostoma etowahae</i> Wood and Mayden, 1993	Etowah darter	E	1,5	G1	58



*Percina kusha*, bridled darter. Photo: N. M. Burkhead.



*Elassoma boehlkei*, Carolina pygmy sunfish. Photo: F. Rohde.



*Elassoma okatie*, bluebarred pygmy sunfish. Photo: F. Rohde.



*Herichthys bartoni*, mojarra caracolera. Photo: J. M. Artigas Azas.

TAXON	AFS COMMON NAME	STATUS	CRITERIA	RANK	ECOREGIONS
<i>Etheostoma fonticola</i> (Jordan and Gilbert, 1886)	fountain darter	E♦	1,3,4,5	G1	45
<i>Etheostoma forbesi</i> Page and Ceas, 1992	Barrens darter	T	1,5	G1G2	55
<i>Etheostoma grahami</i> (Girard, 1859)	Rio Grande darter	T▼	1	G3	37,40,42-43
<i>Etheostoma gutselli</i> (Hildebrand, 1932)	Tuckasegee darter	V	1,5	G4	56
<i>Etheostoma lepidum</i> (Baird and Girard, 1853)	greenthroat darter	T	1	G3G4	37,44
<i>Etheostoma lugoi</i> Norris and Minckley, 1997	perca de toba	E♦	1,3,4,5		41
<i>Etheostoma maculatum</i> Kirtland, 1840	spotted darter	T▼	1	G2	54
<i>Etheostoma mariae</i> (Fowler, 1947)	pinewoods darter	V♦	1,5	G3	62
<i>Etheostoma microlepidum</i> Raney and Zorach, 1967	smallscale darter	V	1,5	G2G3	55
<i>Etheostoma moorei</i> Raney and Suttkus, 1964	yellowcheek darter	T♦	1,5	G1	51
Turkey Fork population		E	1,5		51
<i>Etheostoma neopterum</i> Howell and Dingerkus, 1978	lollypop darter	V	1,5	G3	56
<i>Etheostoma nianguae</i> Gilbert and Meek, 1887	Niangua darter	T♦	1,5	G2	50
<i>Etheostoma nuchale</i> Howell and Caldwell, 1965	watercress darter			G1	
Glen and Thomas springs population		E♦	1,5		58
Roebuck Spring population		E	1,5		58
Halls Creek population		E	1,5		58
<i>Etheostoma okaloosae</i> (Fowler, 1941)	Okaloosa darter	T♦	1,5	G1	59
<i>Etheostoma olivaceum</i> Braasch and Page, 1979	sooty darter	V	1,5	G3	55
<i>Etheostoma osburni</i> (Hubbs and Trautman, 1932)	candy darter	V♦	1,5	G3	54
<i>Etheostoma pallididorsum</i> Distler and Metcalf, 1962	paleback darter	T♦	1,5	G2	52
<i>Etheostoma percnurum</i> Jenkins, 1994	duskytail darter			G1	
Copper Creek population		E▼	1,5		56
Big South Fork population		E	1,5		55
Citico Creek population		E	1,5		56
Little River population		E	1,5		56
<i>Etheostoma perlongum</i> (Hubbs and Raney, 1946)	Waccamaw darter	T●	5	G1Q	62
<i>Etheostoma phytophilum</i> Bart and Taylor, 1999	rush darter			G1	
Cove Spring population		E	1,5		58
Sipsey Fork population		E	1,5		58
Turkey Creek population		E	1,4,5		58
<i>Etheostoma pottsii</i> (Girard, 1859)	perca mexicana	T♦	1,4		20,35,39
<i>Etheostoma pseudovulatum</i> Page and Ceas, 1992	egg-mimic darter	T	1,5	G1	56
<i>Etheostoma pyrrhogaster</i> Bailey and Etnier, 1988	firebelly darter	V♦	1,5	G2G3	57
<i>Etheostoma raneyi</i> Suttkus and Bart, 1994	Yazoo darter	V▼	1,5	G2	57
Tallahatchie population		T	1,5		57
<i>Etheostoma rubrum</i> Raney and Suttkus, 1966	bayou darter	E▼	1,5	G1	57
<i>Etheostoma rufilineatum</i> (Cope, 1870)	redline darter				
Clarks River population		V	1,5		56
Hiwassee River population		V	1,5		56
Toccoa River population		V	1,5		56



- ▶ Receiver systems
- ▶ Dataloggers
- ▶ Radio transmitters
- ▶ Acoustic transmitters
- ▶ Combined acoustic/radio transmitters
- ▶ Physiological transmitters
- ▶ Temperature transmitters
- ▶ Depth transmitters
- ▶ Archival tags
- ▶ Hydrophones
- ▶ Wireless hydrophones
- ▶ GPS systems
- ▶ Argos systems
- ▶ Data analysis software
- ▶ Accessories
- ▶ Field support & training

[www.lotek.com](http://www.lotek.com)

Tel. 905-836-6680

[biotelemetry@lotek.com](mailto:biotelemetry@lotek.com)

TAXON	AFS COMMON NAME	STATUS	CRITERIA	RANK	ECOREGIONS
<i>Etheostoma sagitta sagitta</i>	Cumberland arrow darter	V	1	G3G4T3T4	55
<i>Etheostoma sagitta spilotum</i> Gilbert, 1887	Kentucky arrow darter	V	1	G3G4T3T4	54
<i>Etheostoma scotti</i> Bauer, Etnier and Burkhead, 1995	Cherokee darter			G2	
lower Etowah River population		E	1,5		58
middle Etowah River population		E	1,5		58
upper Etowah River population		E♦	1,5		58
<i>Etheostoma segrex</i> Norris and Minckley, 1997	perca del Salado	E	1,5		40
<i>Etheostoma sellare</i> (Radcliffe and Welsh, 1913)	Maryland darter	Xp▼	1,5	GH	63
<i>Etheostoma</i> sp. cf. <i>stigmaeum</i>	beaded darter	V	1,5		52
<i>Etheostoma</i> sp. cf. <i>stigmaeum</i>	bluemask darter	E▼	1,5	G1	55
<i>Etheostoma striatulum</i> Page and Braasch, 1977	striated darter	T▼	1,5	G1	56
<i>Etheostoma susanae</i> (Jordan and Swain, 1883)	Cumberland darter	T♦	1,5	G1G2	55
<i>Etheostoma tecumsehi</i> Ceas and Page, 1997	Shawnee darter	T	1,5	G1	54
<i>Etheostoma tippecanoe</i> Jordan and Evermann, 1890	Tippecanoe darter	V	1	G3G4	54-56
<i>Etheostoma trisella</i> Bailey and Richards, 1963	trispot darter	E▼	1,5	G1	58
<i>Etheostoma tuscumbia</i> Gilbert and Swain, 1887	Tuscumbia darter	T♦	1,5	G2	56
<i>Etheostoma vulneratum</i> (Cope, 1870)	wounded darter	V	1	G3	56
<i>Etheostoma wapiti</i> Etnier and Williams, 1989	boulder darter	E▼	1,5	G1	56
<i>Etheostoma</i> sp. cf. <i>zonistium</i>	blueface darter	T	1,5	G1G2	56,58
<i>Percina antesella</i> Williams and Etnier, 1977	amber darter	E♦	1,5	G1G2	58
<i>Percina aurolineata</i> Suttkus and Ramsey, 1967	goldline darter	T♦	1,5	G2	58
<i>Percina aurora</i> Suttkus and Thompson, 1994	pearl darter	E▼	1,5	G1	57
<i>Percina austroperca</i> Thompson, 1995	southern logperch	V	1,5	G3	59
<i>Percina bimaculata</i> (Haldeman, 1844)	Chesapeake logperch	E	1		63
<i>Percina breviceauda</i> Suttkus and Bart, 1994	coal darter	T♦	1,5	G2	58
<i>Percina burtoni</i> Fowler, 1945	blotchside logperch	T▼	1	G2G3	55-56
<i>Percina cymatotaenia</i> (Gilbert and Meek, 1887)	bluestripe darter	T▼	1,5	G2	50
<i>Percina jenkinsi</i> Thompson, 1985	Conasauga logperch	E♦	1,5	G1	58
<i>Percina kusha</i> Williams and Burkhead, 2007	bridled darter	E	1,5		58
<i>Percina lenticula</i> Richards and Knapp, 1964	freckled darter	T♦	1	G2	57-58
<i>Percina macrocephala</i> (Cope, 1867)	longhead darter	V▲	1	G3	54-55
<i>Percina nasuta</i> (Bailey, 1941)	longnose darter	T♦	1	G3	50-52
<i>Percina</i> sp. cf. <i>nasuta</i>	Ouachita longnose darter	T	1,5	G2?	51
<i>Percina pantherina</i> (Moore and Reeves, 1955)	leopard darter	T♦	1,5	G1	52
<i>Percina rex</i> (Jordan and Evermann, 1889)	Roanoke logperch	E♦	1,5	G1G2	62
<i>Percina sipsi</i> Williams and Neely, 2007	bankhead darter	E▼	1,5	G3	58
<i>Percina smithvanizi</i> Williams and Walsh, 2007	muscadine darter	V	1,5	G2G3	58
<i>Percina squamata</i> (Gilbert and Swain, 1887)	olive darter	V	1	G3	55-56
<i>Percina tanasi</i> Etnier, 1976	snail darter	T♦	1	G1Q	56
<i>Percina uranidea</i> (Jordan and Gilbert, 1887)	stargazing darter	V♦	1	G1Q	51-52,54,57
<i>Percina williamsi</i> Page and Near, 2007	sickle darter	T	1	G2Q	56
<i>Percina</i> sp.	halloween darter	V	1	G2	60
<i>Sander vitreus glaucus</i> (Hubbs, 1926)	blue pike	X♦	1,2,4	G5TX	67
<b>Family Elasmomatidae</b>		<b>Pygmy Sunfishes</b>			
<i>Elassoma alabamae</i> Mayden, 1993	spring pygmy sunfish	E▼	1,5	G1	56
<i>Elassoma boehlkei</i> Rohde and Arndt, 1987	Carolina pygmy sunfish			G2	
Santee River population		T▼	1,5		62
Waccamaw River population		T	1,5		62
<i>Elassoma okatie</i> Rohde and Arndt, 1987	bluebarred pygmy sunfish			G2G3	
Edisto River population		V♦	1,5		62
New and Savannah rivers populations		V	1,5		62



*Herichthys labridens*, mojarra huasteca. Photo: J. M. Artigas Azas.



*Herichthys minckleyi*, mojarra de Cuatro Ciénegas. Photo: J. M. Artigas Azas.

TAXON	AFS COMMON NAME	STATUS	CRITERIA	RANK	ECOREGIONS
<b>Family Cichlidae</b>		<b>Cichlids</b>			
<i>Cichlasoma grammodes</i> Taylor and Miller, 1980	mojarra del Chiapa de Corzo	V	4,5		30
<i>Cichlasoma hartwegi</i> Taylor and Miller, 1980	mojarra del Río Grande de Chiapa	V	4,5		30
<i>Cichlasoma istlanum</i> (Jordan and Snyder, 1899)	mojarra del Balsas	V	1,4		23-25
<i>Cichlasoma ufermanni</i> (Allgayer, 2002)	mojarra del Usumacinta	V	5		28
<i>Cichlasoma urophthalmus alborum</i> Hubbs, 1936	mojarra de Montecristo	V	5		29
<i>Cichlasoma urophthalmus amarum</i> Hubbs, 1936	mojarra de Isla Mujeres	V	5		27
<i>Cichlasoma urophthalmus cienagae</i> Hubbs, 1936	mojarra de las ciénegas	V	1,5		27
<i>Cichlasoma urophthalmus conchitae</i> Hubbs, 1936	mojarra del Cenote Conchita	Xp	1,5		27
<i>Cichlasoma urophthalmus ericymba</i> Hubbs, 1938	mojarra de San Bulha	Xp▼	1,5		27
<i>Cichlasoma urophthalmus mayorum</i> Hubbs, 1936	mojarra de Chichén Itzá	T	1,5		27
<i>Cichlasoma urophthalmus zebra</i> Hubbs, 1936	mojarra del Cenote Xlaká	T	1,5		27
<i>Cichlasoma</i> sp.	mojarra caracolera de La Media Luna	E◆	1,4,5		33
<i>Herichthys bartoni</i> (Bean, 1892)	mojarra caracolera	T▲	1,4,5		33
<i>Herichthys labridens</i> (Pellegrin, 1903)	mojarra huasteca	T▲	1,4,5		33
<i>Herichthys minckleyi</i> (Kornfield and Taylor, 1983)	mojarra de Cuatro Ciénegas	E◆	1,4,5		41
<i>Herichthys steindachneri</i> (Jordan and Snyder, 1899)	mojarra del Ojo Frio	E	1,5		33
<i>Rocio gemmata</i> Contreras-Balderas and Schmitter-Soto, 2007	mojarra de Leona Vicario	V	5		27
<i>Rocio ocotal</i> Schmitter-Soto, 2007	mojarra del Ocotol	T	5		28
<i>Thorichthys callolepis</i> (Regan, 1904)	mojarra de San Domingo	V	5		31
<i>Thorichthys socolofi</i> (Miller and Taylor, 1984)	mojarra del Misalá	V	1,5		30
<b>Family Embiotocidae</b>		<b>Surfperches</b>			
<i>Hysteroecarpus traskii</i> poma Hopkirk, 1974	Russian River tule perch	V◆	1,4	G5T2	10
<b>Family Gobiessocidae</b>		<b>Clingfishes</b>			
<i>Gobiesox fluviatilis</i> Briggs and Miller, 1960	cucharita de río	V	1		20-21
<i>Gobiesox juniperoserrai</i> Espinosa-Pérez and Castro-Aguirre, 1996	cucharita peninsular	E	1,5		11
<i>Gobiesox mexicanus</i> Briggs and Miller, 1960	cucharita mexicana	V	1		23-25
<b>Family Gobiidae</b>		<b>Gobies</b>			
<i>Eucyclogobius newberryi</i> (Girard, 1856)	tidewater goby	E▼	1	G3	9-11

**Send Pictures!**

The best will receive a free Garmin Legend GPS.



## HT-2000 Battery Backpack Electrofisher





Thanks for the pictures. Keep them coming!

The HT-2000 meets & exceeds all aspects of the Electrofishing Guidelines for Safety and Functionality.



Contact us to find out why so many Federal, State & Local Authorities are choosing the HT-2000 for their Fisheries Research Monitoring & Stream Assessments.

toll free : 1-866-425-5832

email : [fish@halltechaquatic.com](mailto:fish@halltechaquatic.com)

web : [www.halltechaquatic.com](http://www.halltechaquatic.com)

Visit [www.htex.com](http://www.htex.com) for Rugged Data Collection Systems, GPS Solutions & more Field Research Products.