

MONOGRAPH OF *HARRISIA* (CACTACEAE), PART 4, FIGS. 53–86
ALAN R. FRANCK, University of South Florida

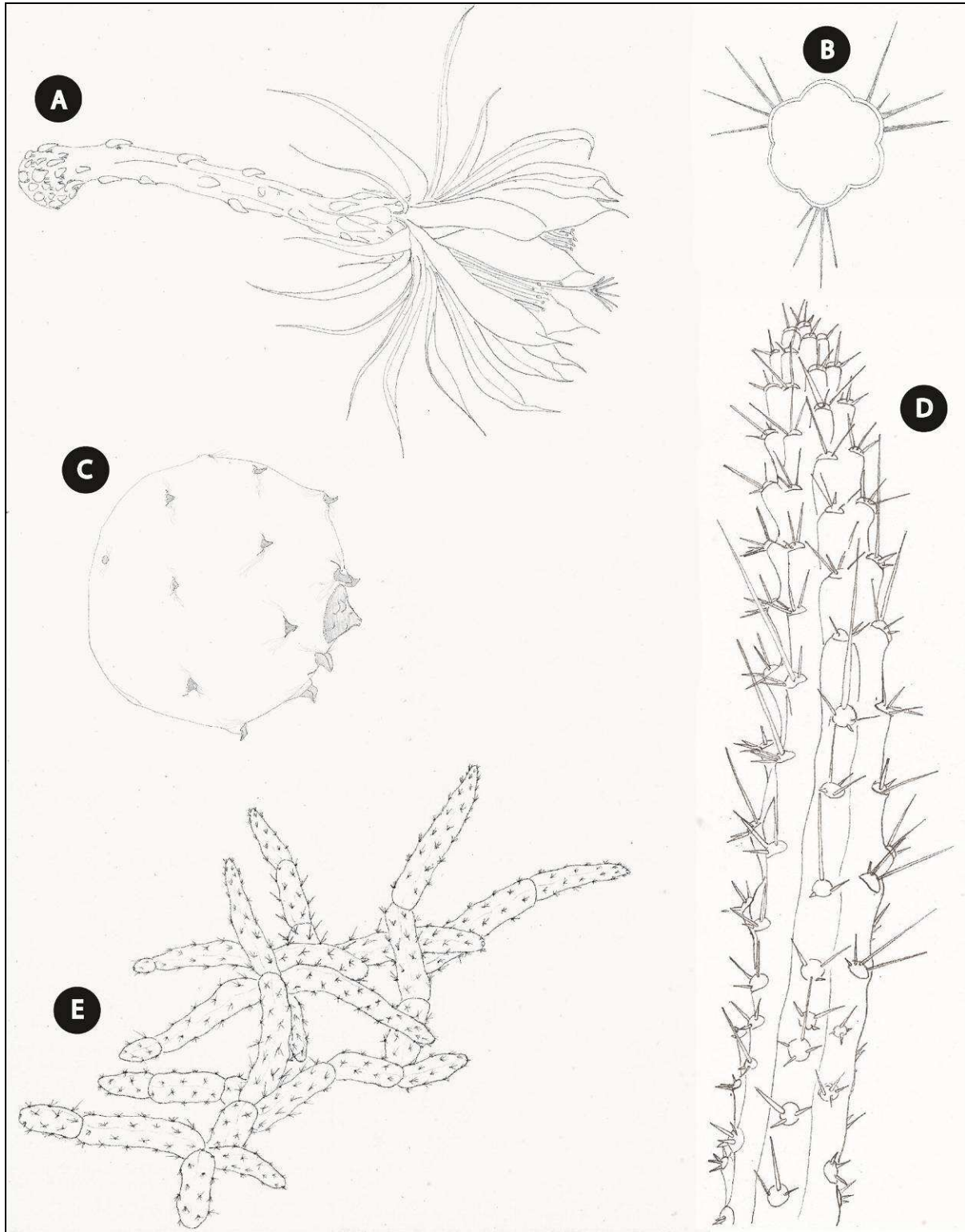


Figure 53. *Harrisia earlei*. A. Flower. B. Cross-section of stem with 6 ribs. C. Fruit. D. Stem. E. Habit. Drawings by Peter Simoes.



Figure 54. *Harrisia aboriginum*. A. Lee Co., Florida, USA. B,C,D. Sarasota Co., Florida, USA.




Figure 55. *Harrisia aboriginum*. A,D. Lee Co., Florida, USA. B,C,E. Sarasota Co., Florida, USA.




Figure 56. *Harrisia aboriginum*. A,B,C,D,E. Cultivated in Sarasota Co., Florida, USA.



Figure 57. *Harrisia aboriginum*. A. Lee Co., Florida, USA. B,C,D,E,F,G,H,I,J. Sarasota Co., Florida, USA.



Figure 58. *Harrisia aboriginum*, Sarasota Co., Florida, USA, possibly being predated by *Eurycotis floridana*.
A. Stem. B. Flower, probably about one day after efflorescing.




Figure 59. *Harrisia brookii*. A,B. Eleuthera Island, Bahamas, by Michael A. Vincent. C,D,E. Cultivated at Fairchild Tropical Botanic Garden, Miami-Dade Co., Florida, USA.



Figure 60. *Harrisia brookii*, cultivated in Sarasota Co., Florida, USA, originally from Long Island, Bahamas (Franck 3033).



Figure 61. *Harrisia brookii*, cultivated at Fairchild Tropical Botanic Garden, Miami-Dade Co., Florida, USA, originally from Long Island, Bahamas, by Kenneth Setzer.



Figure 62. *Harrisia brookii*. A,C,D. Eleuthera Island, Bahamas, by Michael A. Vincent. B. cultivated in Sarasota County, Florida, USA, originally from Long Island, Bahamas.




Figure 63. *Harrisia caymanensis*. A,C. Swan Islands, Honduras, by Edyi Yanina Guerrero. B,D. Cayman Islands.



Figure 64. *Harrisia caymanensis*. A. Cultivated in Sarasota Co., Florida, USA, originally from Cayman Islands (Franck 2630). B. Holotype, cultivated in Sarasota Co., Florida, USA, originally from Cayman Islands (Franck 3035).




Figure 65. *Harrisia caymanensis*. A. Cultivated in Sarasota Co., Florida, USA, originally from Cayman Islands (Franck 2630). B,C,D. Cayman Islands.



Figure 66. *Harrisia divaricata*. A. Monte Cristi Province, Dominican Republic, by Scott Zona. B. Azua Province, Dominican Republic, by Scott Zona. C. Monte Cristi Province, Dominican Republic. D. Azua Province, Dominican Republic.




Figure 67. *Harrisia divaricata*. A. Cultivated in Sarasota Co., Florida, USA, originally from Monte Cristi Province, Dominican Republic. B,C,D. Monte Cristi Province, Dominican Republic. E. Azua Province, Dominican Republic.




Figure 68. *Harrisia divaricata*. A,B,E. Cultivated in Sarasota Co., Florida, USA, originally from Monte Cristi Province, Dominican Republic (Franck 3021). C. Monte Cristi Province, Dominican Republic. D. Azua Province, Dominican Republic.



Figure 69. *Harrisia divaricata*. A,B,E. Azua Province, Dominican Republic. C,D. Monte Cristi Province, Dominican Republic. F. Monte Cristi Province, Dominican Republic, by Scott Zona.



Figure 70. *Harrisia divaricata*. Île de la Tortue (Tortuga Island), Nord-Ouest Department, Haiti, by Brett Jestrow.

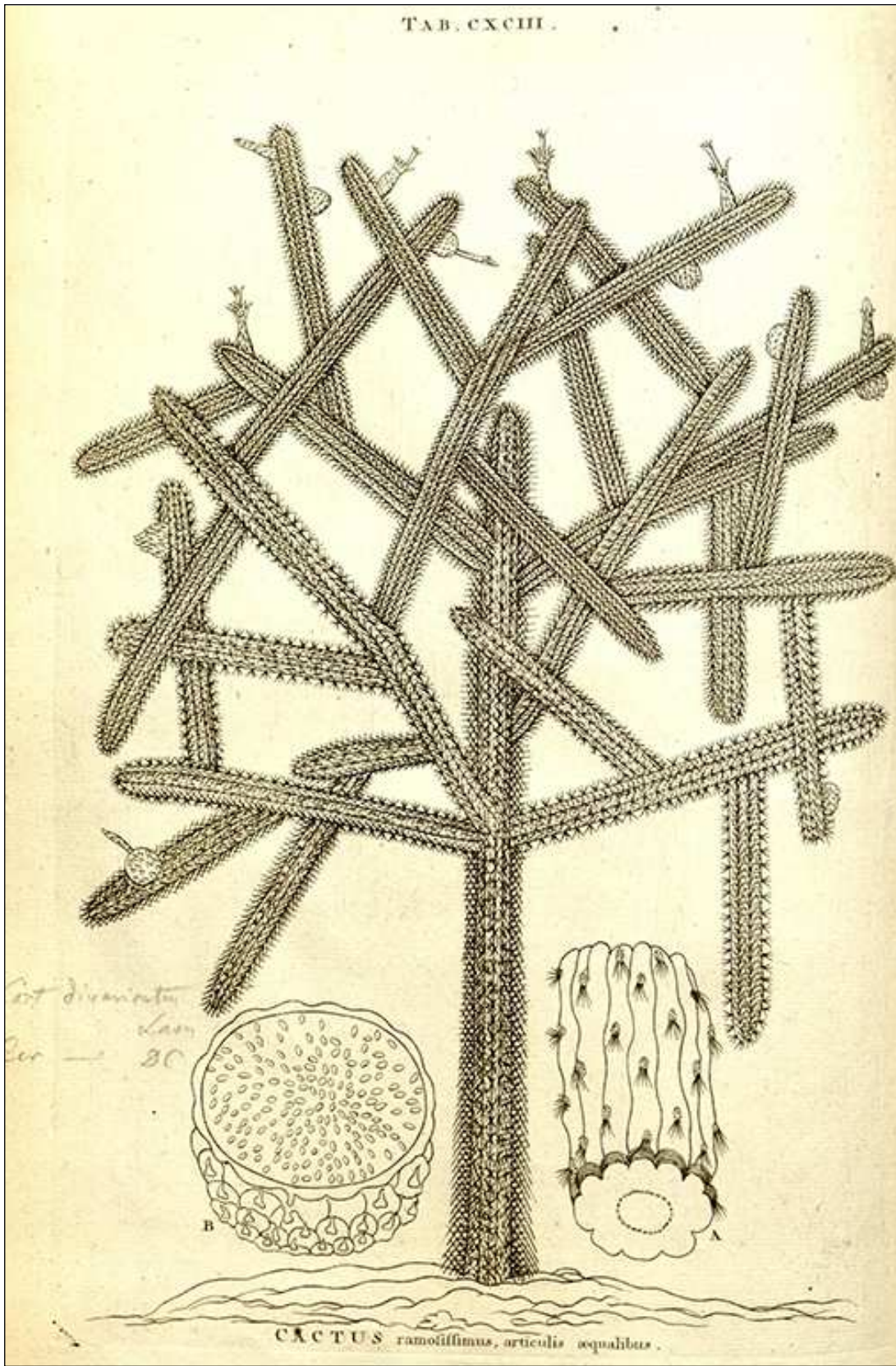


Figure 71. Lectotype of *Harrisia divaricata*, plate 193 (Burman 1758), from drawings by Plumier.

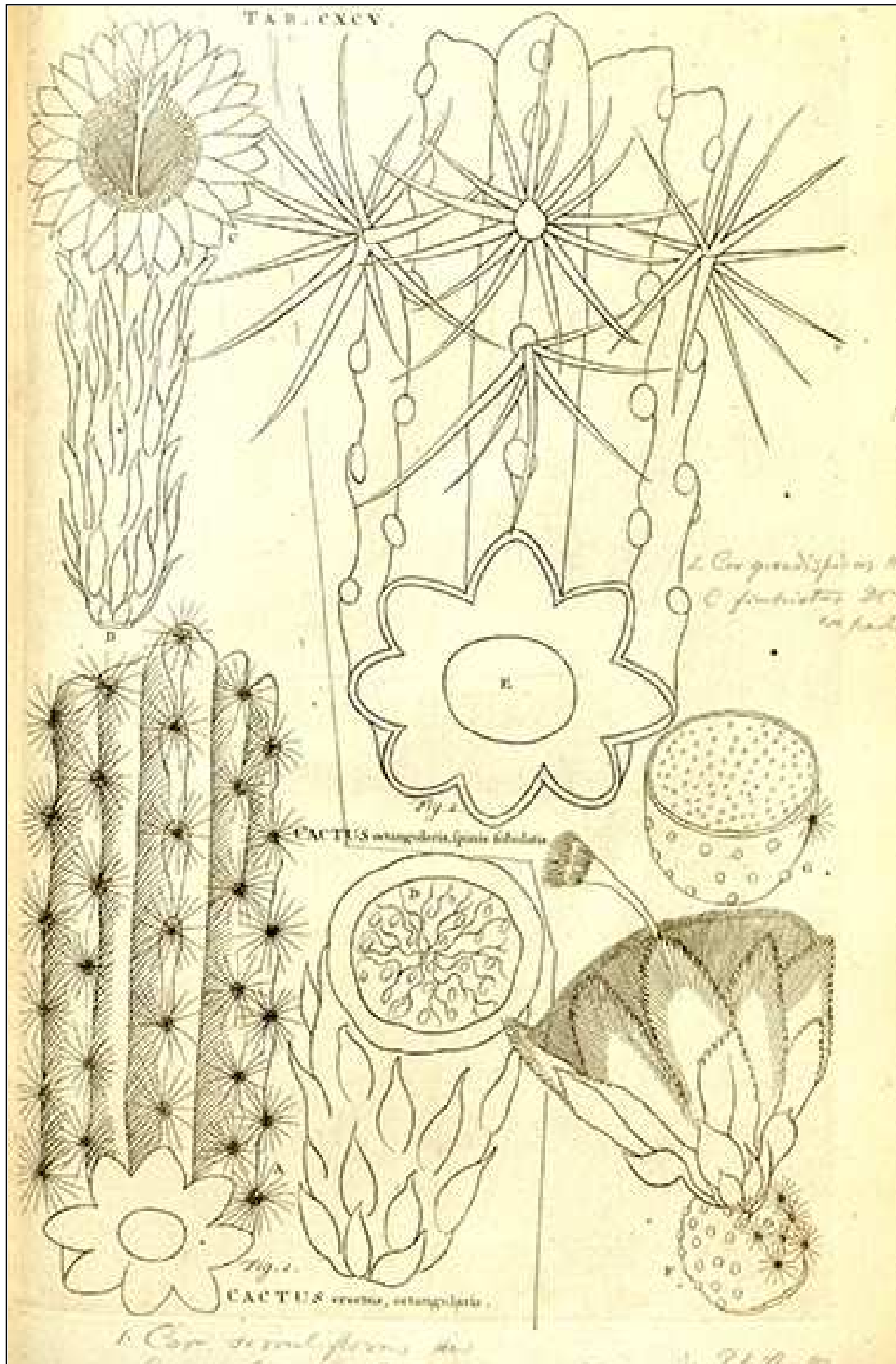


Figure 72. *Harrisia divaricata*, plate 195, fig. 1 only (Burman 1758), from drawings by Plumier. This is also the lectotype of *Cereus serruliflorus*.




Figure 73. *Harrisia divaricata*. Plate 66 (Descourtilz 1821, as “Cierge Divergent”), Haiti, illustrated by Jean-Théodore Descourtilz.




Figure 74. *Harrisia eriophora*. Zapata Peninsula, Matanzas Province, Cuba, by Armando Urquiola.



Figure 75. *Harrisia eriophora*. Zapata Peninsula, Matanzas Province, Cuba, by Raul Verdecia.

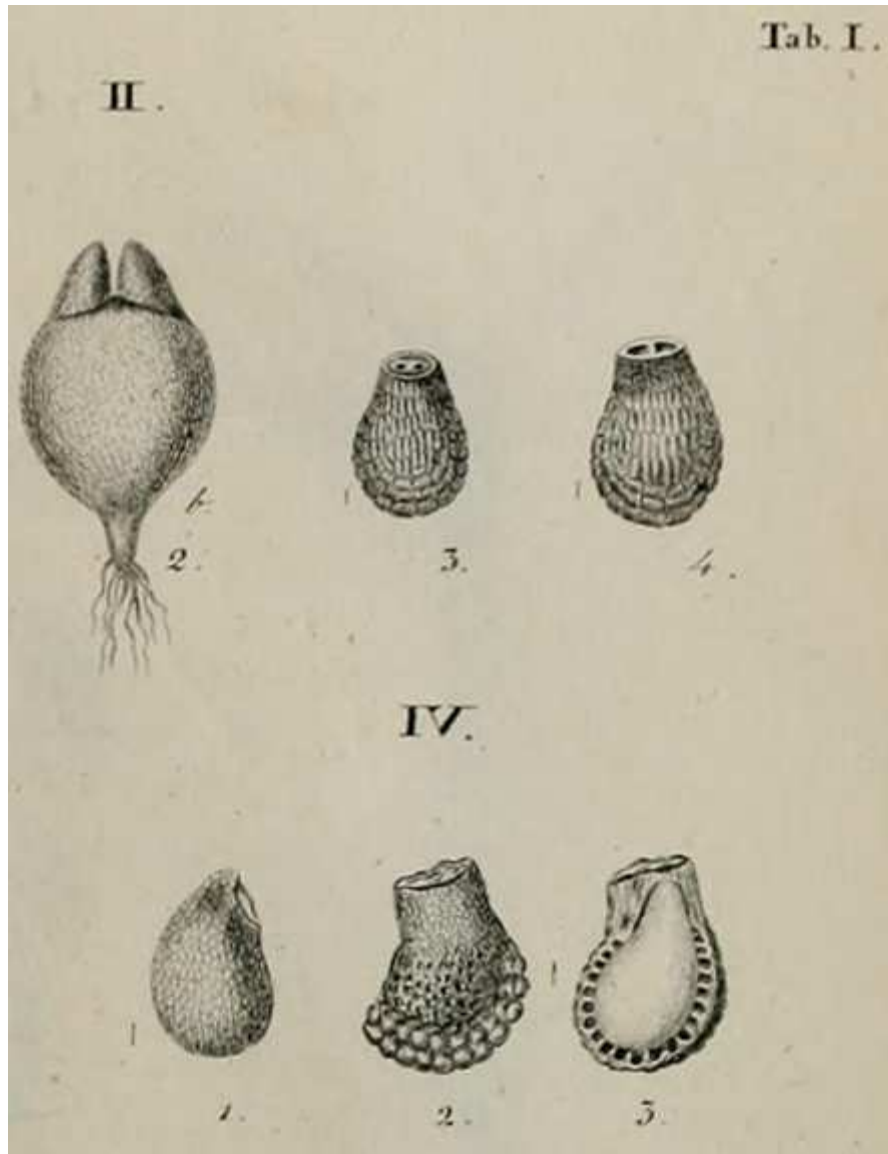


Figure 76. *Harrisia eriophora*? seed, tab. I, 'genus' IV., fig. 2 only (Zuccarini 1838, as *Cereus subrepandus*).

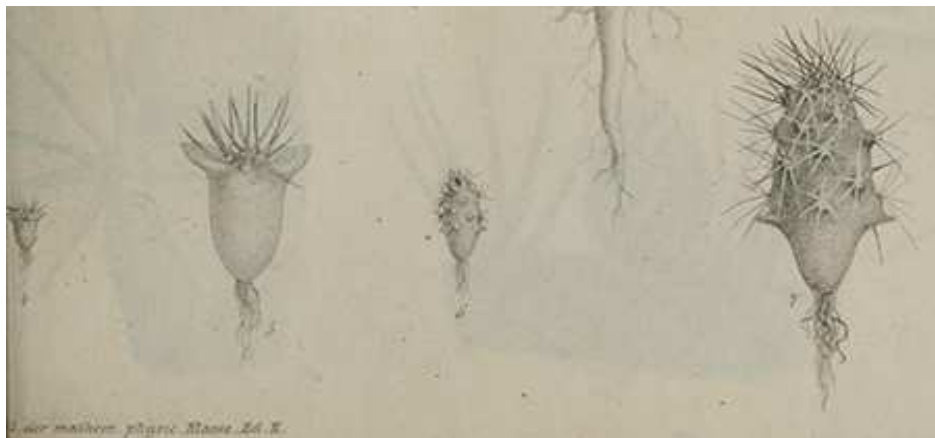



Figure 77. *Harrisia eriophora* seedling stages, tab. II, figs. 4-7 (Zuccarini 1838).

Taf. XXII.



Cereus eriophorus.

Figure 78. Neotype (proposed for conservation) of *Harrisia eriophora*, plate 22 (Pfeiffer & Otto 1843, as *Cereus eriophorus*).




Figure 79. Probably *Harrisia eriophora*, "2623" (K), collected by Charles Wright in Cuba. © The Board of Trustees of the Royal Botanic Gardens, Kew. Reproduced with the consent of the Royal Botanic Gardens, Kew.



Figure 80. *Harrisia eriophora*. Plate 18, figs 1–2 (Britton & Rose 1920), illustrated by Mary E. Eaton. Plate 18, fig. 1 is of a plant originally from Mariel, Artemisa Province, Cuba. Plate 18, fig. 2 is of a plant sent by C.F. Baker in 1907.



Figure 81. *Harrisia fernowii*. A,B. Santiago de Cuba Province, Cuba, by Zoltán Rigerszki.




Figure 82. *Harrisia fernowii*. A. Holguín Province, Cuba, by Zoltán Rigerszki. B. Guantánamo Province, Cuba, by Zoltán Rigerszki. C. Granma Province, Cuba, by Zoltán Rigerszki.




Figure 83. *Harrisia fernowii*. A,B. Santiago de Cuba Province, Cuba, by Zoltán Rigerszki. C. Las Tunas Province, Cuba, by Arianne Serrano.




Figure 84. *Harrisia fernowii*. A,C. Granma Province, Cuba, by Zoltán Rigerszki. B,D. Holguín Province, Cuba, by Zoltán Rigerszki.



Figure 85. *Harrisia fernowii*, plate 24, fig. 1 only (Britton & Rose 1920), from the “type plant,” illustrated by Mary E. Eaton. Also with *H. bonplandii*, fig. 2 only (Britton & Rose 1920).




Figure 86. *Harrisia fernowii*, plate 23 (Pfeiffer & Otto 1843, as *Cactus undatus* and in the text as *Cereus undatus*). Britton & Rose (1920: 152, fig. 222) attributed this illustration to *H. gracilis*, but the shape and arrangement of the scales exhibit a better affinity with *H. fernowii*.