

1942 - 2017

BULB 7TH PLANT

ANNUAL

MART

THE GARDEN CLUB OF HOUSTON

HORTICULTURE GUIDE

OCTOBER 12-14, 2017

St. John the Divine Episcopal Church
2450 River Oaks Boulevard | Houston, TX 77019



www.gchouston.org

THE NANCY THOMAS HORTICULTURE LECTURE



MICHAEL VAN VALKENBURGH

Michael is the founder of Michael Van Valkenburgh Associates, an acclaimed landscape architecture firm with offices in Brooklyn, New York and Cambridge, MA. The firm works at a variety of scales, as demonstrated by past and ongoing projects in Houston, ranging from broad master planning efforts for Hermann Park and the East Sector of Buffalo Bayou to crafting an intimate garden space for the Menil Collection.

Wednesday, February 21, 2018

9:30 a.m. Coffee, 10:00 a.m. Lecture

St. Martin's Episcopal Church

717 Sage Road, 77056



The Nancy Thomas Horticulture Lecture was established in 1995 and is held biennially in February. This event focuses on horticulture.

This event is free and open to the public.

1942 - 2017

BULB 7TH PLANT

ANNUAL

MART

THE GARDEN CLUB OF HOUSTON

Dear Fellow Garden Enthusiasts,

This year The Garden Club of Houston celebrates its **75th Anniversary** of the Bulb and Plant Mart. The first Bulb Mart was held in 1942 on the grounds of The Museum of Fine Arts, Houston. We have moved locations a few times but are grateful to return again this year to St. John the Divine. We are pleased that you continue to seek us out and enjoy this annual Houston tradition. This major fund raising event stimulates interest in gardening and increases knowledge of horticulture and conservation in the community.

Funds from the BPM have enabled GCH to support seven ongoing projects. In addition we donate back to the Houston community 100% of the funds that we raise through the BPM. Visit our new website, gchouston.org and check out the Community Contribution page to see a list of our current projects and the past two years of grants that have been awarded. The 2016 and 2017 contributions are also included in this guide.

Let's talk! The key to a successful garden is making sure that you, the gardener, select the right bulbs or plants for your garden. Many of us are faced with new challenges in our gardens after Hurricane Harvey. Seek out our "Ask The Experts" and our GCH members to discuss possible solutions.

My guess is that in the past 75 years you have attended the BPM before. Thank you for joining us again on our **75th Anniversary**. If this is your first time, we welcome you! We hope that you will return again and again; we plan to be around.

Adele Bentsen

2017-2018 President, The Garden Club of Houston

Member Club of the Garden Club of America since 1932

Proceeds from the GCH Annual Bulb & Plant Mart Support:

Hogg Bird Sanctuary

Currently being designed as part of the work of the Memorial Park Conservancy and the Houston Parks Board, the Club is involved in the initial plans for a pollinator garden. Offering the unique opportunity for the Club to have a voice in the process of developing appropriate habitats for birds and other wildlife in the heart of Houston. Project since 2014

Houston Museum of Natural Science Funding for summer fellowship; support of the Cockrell Butterfly Center and staff education; printing Butterfly Gardening Guides and Plant brochures; funding traveling butterfly exhibit. Project since 1997

Museum of Fine Arts, Houston (Bissonnet) Enhancing the South Lawn, including the urns since 1931; maintaining and planting the Alice Pratt Brown Garden. Project since 1981

Museum of Fine Arts, Houston (Rienzi) Restoration and maintenance of the ten gardens; planting seasonal color and bulbs; decorating Christmas Trees. Project since 1998

The Garden Club of Houston Park (Medical Center) The new location of the Park is at the corner of Bertner Ave. and John Freeman Dr. The Park will offer a place of quiet and relaxation to the busy Medical Center patients, their families and medical workers alike. Project since 1982

Houston Hospice Gardens Restoring and maintaining the gardens and grounds; planting bulbs, annuals and perennials. Project since 1991

Urban Harvest The Club supports the Urban Harvest School Garden Project at Gregory-Lincoln Education Center. Through this project vegetable, herb and pollinator teaching gardens are planted. The gardens are also used as a teaching tool for other educators through Edible Academy. Project since 2006.

Additional Contributions 2016-2017

Asia Society Texas Center
Bayou Greenways 2020
Briargrove Elementary PTO
Brookwood Community
Dona Marie Clubhouse
Harris School
Hermann Park Conservancy
Hogg Middle School - Learn Local
Holy Rosary
Houston Arboretum and Nature Center
Houston Audubon
Katy Prairie Conservancy
KIPP Academy
Magnolia Garden Club - Cattail Marsh

Memorial Park Conservancy
Mercer Botanic Gardens
National Wildlife Federation
Native Prairie Association of Texas
Neighborhood Recovery Community
Development Corporation (NRCDC)
Recipe for Success
Roberts Elementary
Rummel Creek Elementary
St. John the Divine Episcopal Church
Smither Park at the Orange Show
Student Conservation Assoc.
Useful Wild Plants, Inc.
Young Audiences of Houston

Table of Contents

<u>Amaryllis/Hippeastrum</u>	16
<u>Bulb Bar</u>	18
<u>Citrus and Fruits</u>	19
<u>Combination Gardens</u>	15
<u>Committee/Booth Chairmen</u>	8
<u>Crinum and Other Lilies</u>	23
<u>Daffodils/Narcissus</u>	25
<u>Daylilies/Hemerocallis</u>	28
<u>Ferns, Grasses and Ground Covers</u>	29
<u>Gardener's Garden Shop</u>	32
<u>General Information</u>	10
<u>Gingers</u>	33
<u>Glossary</u>	67
<u>Herbs</u>	35
<u>Hyacinths (Pre-order Only)</u>	57
<u>Hostas</u>	37
<u>Iris</u>	38
<u>Organic Pesticides/Fungicides/Fertilizers</u>	14
<u>Perennials</u>	44
<u>Planting and Caring for Your Plants</u>	11
<u>Planting Calendar for Bulbs</u>	12
<u>Past Bulb & Plant Mart Chairmen</u>	4
<u>Rose/Rosa</u>	52
<u>Shrubs</u>	54
<u>Small Bulbs - Annual</u>	56
<u>Small Bulbs - Perennial</u>	58
<u>Succulents (and Cacti)</u>	59
<u>Trees</u>	60
<u>Tulip/Tulipa</u>	63
<u>Underwriters</u>	5
<u>Vines</u>	65

GCH BULB & PLANT MART PAST CHAIRS:

1942	Mrs. J.C. Pryor	1975	Mrs. Henry D. Bruns II &
1943	Mrs. J.C. Pryor		Mrs. Charles D. Cottingham
1944	Mrs. J.C. Pryor & Mrs. J.W. Slaughter	1976	Mrs. James H. Davis & Mrs. David Knapp
1945	Mrs. Garwood	1977	Mrs. Lovett Baker
1946	Mrs. Garwood		Mrs. Lewis A. Brown
1947	Mrs. Hilliard, Mrs Meysenberg, Mrs. Slaughter	1978	Mrs. Roland M. Howard
1948	Mrs. Cochran, Mrs. Allen, Mrs. Meysenberg	1979	Mrs. Preston Moore, Jr. & Mrs. Frank C. Smith, Jr.
1949	Mrs. Slaughter & Mrs. Meysenberg	1980	Mrs. William R. Lloyd, Sr. & Mrs. Roland Howard
1950	Mrs. McAshan	1981	Mrs. Roger C. Stotler & Mrs. Browne Baker, Jr.
1951	Mrs. McAshan & Mrs. R.H. Goodrich	1982	Mrs. George C. Hancock II
1952	Mrs. Goodrich	1983	Mrs. James Kempner
1953	Mrs. Victor Carter	1984	Mrs. George Sealy & Mrs.W.R.Smith
1954	Mrs. Austin, Mrs. Slaughter, Mrs. Meysenberg	1985	Mrs. William Lee & Mrs. Paul Salmonsens
1955	Mrs. A.J.K. Smith	1986	Sarah Brown & Suzanne Lake
1956	Mrs. Pearson	1987	Mrs. William Conner & Mrs. Marshall Pengra
1957	Mrs. Charles Daly	1988	Mrs. Michael B. Raine
1958	Mrs. Ben F. Thompson	1989	Mrs. Marshall Pengra
1959	Mrs. Milton Williams	1990	Linda Ligon & Anne Tucker
1960	Mrs Edward Pearson	1991	Brooke Lee & Karen Kelsey
1961	Mrs. Forrest Lee Andrews & Mrs. John G. Hull	1992	Adele Hedges & Nancy Godshall
1962	Mrs. Thad T. Hutcheson, Mrs. Forrest Lee Andrews, & Mrs. Edward G. Pearson	1993	Judy Tate & Ellen Donnelly
1963	Mrs. W. Browne Baker, Jr. & Mrs. Hugh R. Goodrich	1994	Ellen Donnelly & Suzanne Loomis
1964	Mrs. Hugh Goodrich & Mrs. Shelby Gibbs	1995	Nancy Kurtz & Nina Lyons
1965	Mrs. George H.W. Bush & Mrs. Baine P. Kerr	1996	Nancy Kurtz & Nina Lyons
1966	Mrs. James E. McAshan & Mrs. Ernest Eutiser, Jr.	1997	Susan Garwood & Adrienne Bullard
1967	Mrs. Forest Lee Andrews, Mrs. Mavis Kelsey, Mrs. Helson Steenland	1998	Sarita Hixon & Nancy Etheridge
1968	Mrs. Frank Smith, Jr.	1999	Nancy Etheridge & Mary King
1969	Mrs. Frank C. Nelms	2000	Debby Francis, Gail Hendryx, Marjorie Crawford
1970	Mrs. Harold Coley & Mrs. Henry Hilliard	2001	Gail Hendryx & Leslye Weaver
1971	Mrs. William D. Hawkins & Mrs. W.T. Mendall	2002	Barbara Kraft & Debra Wolcott
1972	Mrs. Sellers J. Thompson, Jr. Mrs. Henry Hilliard	2003	Mary Hayes & Mimi Kerr
1973	Mrs. R.P. Bushman & Mrs. David Peake	2004	Debbie Robinson & Marianna Brewster
1974	Mrs. John Staub & Mrs. Robert L. Dabney, Jr.	2005	Marianna Brewster & Cindy Wallace
		2006	Susan Miclette & Sally Meadows
		2007	Pam Wallace & Jennifer Wallace
		2008	Margaret Pierce & Ryland Stacy
		2009	Sharon Bryan & Julia Rasmussen
		2010	Nancy Owen & Julie Griffin
		2011	Paule Johnston & Anne Kirkland
		2012	Nancy Keely & Graeme Hicks
		2013	Dodie Jackson & Carol Price
		2014	Judy Lee & Hally Carver
		2015	Jenny Kempner, Mundi Elam & Isabel Lummis
		2016	Sarah McMurrey & Kathy Arcidiacono

Bulb & Plant Mart Underwriters

Amaryllis

Brown Foundation, Inc.

Ms. Lucy Goodrich (*In memory of her mother,
Jane Adams (Goodrich) Jones -Bulb Mart Chair 1964*)

Iris

Ann and Leslie Doggett

H-E-B

Silver Eagle Distributors Charitable Fund

Cherie Hair Flores

Cornelia and Meredith Long

Vivie and Chris O'Sullivan

Tulips

Minnie and Ed Cappel

Jenny Elkins

Robert E. and Sally K. Meadows

Judy and Charles Tate

Leslye and David Weaver

Jeanie and Tom Carter

Carrie M. Horne

Margaret Wilson Reckling

Pamela A. Wallace/Jennifer Wallace Warren

Roses

Nancy C. Allen

Chris and Merrell Athon

Ellie Camberg

Nancy and Pete Etheridge

Janet Hobby

Carter Lee

Lisa Mears

Mr. and Mrs. Albert Pepi

Isla Reckling

Mr. and Mrs. Daniel C. Arnold

Adele and Lan Bentsen

Mrs. John W. Elder

Kate and Steve Gibson/Hobby Family Foundation

Ruthie and Doug Kelly

Marian "Mimi" Lloyd

Leila and Walter Mischer

Margaret and Mike Pierce

Nina and Michael Zilkha

Gingers

Cedar Baldrige - Baldrige Landscape

Lucia Benton

Maude L. Carter

Kelli Cravens

Karen A. Duddlesten

Cindy Fitch

Esther Glover

Janet and Howard Hoover

Ann W. Jones

Mary and Paul Jornayvaz

Nancy and Jay Kelley

Mimi and Rob Kerr

The Jeff B. and Katherine B. Love Foundation

Linda and Robert Ligon (*In honor of Laura Levenson*)

Alix Nakfoor

Liz and Matt Rotan

Jane B. Smith

Lucy and David Barrow

Mary and Kenneth Bentsen Family (*In memory*

of Mattie (Connie) Howell, Adele Bentsen's mother)

Curtis & Windham Architects

Kelly Duenner

Sally and Vincent Giammalva

Graeme Horne Hicks

Robert L. Jamail

Shelby Jones

Susan Keefe

Ann and Tom Kelsey

Robin and Danny Klaes

Chris Mizell

Mize Family Foundation

Francey Pengra and Edwin Allday

Margaret and Doug Rotan

Lynn and Joel Swanson

Bulb & Plant Mart Underwriters

Gingers cont.

Virginia Watt

Mary and Bill Winters

Karen Ytterberg

Citrus

Hailey and Brent Bechtol

Rosanna Blalock

Botanica Landscaping Co./Stephanie Fox

Jan Bres

Mrs. W. R. Brinkoeter

Catherine and Steve Carrigan

Margot Cater

Cathy Cleary

Dr. and Mrs. John W. Craddock, Jr.

Kit Detering

Jane and Gus Eifler

Debby Francis

Julia A. Frankel

Mary Grace Hamill

George and Julia Hancock

Wendy Kelsey

Barbara and Charles Kraft

The Rev. Dr. and Mrs. Russell Levenson

Mr. and Mrs. John H. Lollar, III

Estelle and Randy Lozmack

Susan and David Lummis

Susie and Skip McGee

Sarah and Doug McMurrey

Meg Murray (*In Honor of Margaret Rotan*)

Melinda and J. C. Nickens

Dana and Bob Parkey

Jean Rooke

Carson Seeligson

Southwest Fertilizer

Special Friend

Terrell Eastman Sprague

Mr. and Mrs. G. Irvin Terrell

Cindy Wallace

WPO Forum I (*In memory of Mattie (Connie) Howell, Adele Bentsen's mother*)

Herbs

Kathy Arcidiacono

Sharon Bryan

Nancy Burrow

Claire P. Caudill

Vivien Caven

Mr. and Mrs. William H. Cravens

Mrs. Emily A. Crosswell

Jennifer Dolman

Ellen and Frank Donnelly

Verlinde Doubleday

Debi Duckworth

Judy and Ned Earle

Jennifer and Rich Gould

Sharon and Jim Hibbert

Cindy Hinton

Sarita and Bob Hixon

Mary Louise Kinder

Mary and Carl King

Harriet and Whitney Leavell

Sheila and Tad Mayfield

Ellen O. Parkey

Mollie Pettigrew

Anne W. Pullen

J. J. Purzer

Liz Rigney

Ann Schramm

Stephanie and Kirby Shanks

Ginny Simmons (*In honor of Ellen Simmons*)

Gwen Smith

Giggy Thanheiser

Alice M. Timmins

Susan Toomey

Francita and Jim Ulmer (*In memory of Lydia Caffery Hilliard O'Reilly*)

Mary Jane Wakefield

Susannah Wallace

Mary and Temple Webber

Susan Whitfield

Vereen and Madison Woodward

Catherine and Richard Zdunkewicz

Bulb & Plant Mart Underwriters

Mart Guide Advertisers

à bientôt	ARA Newmark Houston
Avalon Stationery & Gifts	Back Row Home
Bering's Gifts & Hardware	Briargrove Pharmacy
Bullseye Storage	Ben Cravens
Design Antiques Show Houston	Dos Carolinas
Giammalva Properties Inc.	Greenwood King Properties
Indulge Décor	Island Grill
John Daugherty Realtors/Mathilde C.F. Hoefler	Nancy Davis Keely
Lanson B. Jones & Co.	Lucas/Eilers Design Associates
Mariquita Masterson Design	Mary Lou Swift Fine Arts
Monogram Shop	Moss Landscaping
St. John the Divine Episcopal Church	Texan Capital Management, Inc.
Suzanne C. Staley, Certified Appraiser & Broker	The Arbor Gate
Tootsies	Tree Care Inc./Tim Richardson
Urban Harvest	

In-Kind Donations

à bientôt	Baldrige Landscaping
Central Market	Cathy Chapman
Katie Cullen	Dos Carolinas
Gay Estes	Lester Grundy
Susan Horne	Houston House & Home Magazine
Houston Trust Company	Ann & Sid Mashburn
Mariquita Masterson Design	Libbie Masterson
Tim Garlson/Memorial Villages Farmers Market	Milieu Magazine
Nature's Way Resources	Vivie O'Sullivan
Out of the Box	Cabrina Owsley
Betty Palmquist	Dabney Pierce
Point2Point	St. John the Divine Episcopal Church
Aliyya Stude	Mike Stude
Liz Winslow	

Look for our Emails!

The 76th GCH Annual Bulb & Plant Mart

Coming October 2018!

To be on our mailing list, contact admin@gchouston.org

2017 Committee Chairmen

BPM Chairmen: Margaret Rotan, Susan Cravens, and Mary Jornayvaz

Advertising: Liz Rotan, Sally Giammalva, Nancy Keely

Apparel: Ellen Morris, Terrell Eastman Sprague

Barcoding/Labels: Harriett Leavell, Grace Cartwright, Barbara Bushong

Bulb Buyers: Dodie Jackson, Graeme Hicks

Cashiers: Kate Gibson, Meg Tapp

Community Donations: Margaret Rotan, Susan Cravens, Mary Jornayvaz

Community Presentations: Annette Stephens

Conservation: Doris Heard, Linda Burdine, Elizabeth Howley

Design Layout: Cedar Baldrige

Donations to BPM: Vereen Woodward

Early Bird Party: Katie Cullen, Vivie O'Sullivan, Cabrina Owsley

Hospitality: June Cowan, Renee Davis, Katherine Lucke

Hostesses: Ellen Donnelly

IT/Data Entry: Melinda Nickens

Mart Guide: Nancy Keely

Plant Buyers: Estelle Lozmack, Judy Lee

Posters: Meg Murray, Susan Horne, Laura Kelsey, Linda Ligon

Pre-Orders: Clayton Erikson, Mary Smith, Stephanie Shanks, Jackie Wallace

Program: Tee Wickman

Properties: Sarah Dameris, Ryland Stacy

Publicity: Jennifer Dolman, Elizabeth Boss, Julie Griffin

Raffle: Jenny Kempner, Isabel Lummis, Mundi Elam

Set-Up: Sarah McMurrey, Kathy Arcidiacono

Signage: Anabel Thompson, Pam Fullenweider

Site Liason: Kim Jameson, Alison Tennant, Tonya Judah

Site Presentation: Cheryl Monteith, Jane DiPaolo

Treasurer: Ruthie Kelly

Trucking: Alix Nakfoor, Jeanie Kolb, Marguerite Johnson

Underwriting: Lynn Swanson, Laura Levenson

Provisionals/2nd VP: Ruthie Kelly

BPM Advisory Committee:

Dabney Pierce, Chairman; Clayton Erikson, Ruthie Kelly, Laura Kelsey, Sarah McMurrey, Graeme Hicks, Dodie Jackson, Judy Lee, Estelle Lozmack, Margaret Rotan, Susan Cravens, Mary Jornayvaz, Adele Bentsen, and Dana Parkey

2017 Booth Chairmen

- Amaryllis:** Cheryl Moore, Vivie O'Sullivan, Alice Randall
Bulb Bar: Harriet Alexander, Elisabeth Millard, Catherine Randall
Caladiums: Sarah McMurrey, Katherine Stacy
Citrus: Marjorie Crawford, Susannah Wallace, Hailey Bechtol
Crinum: Nancy Keely, Nancy Owen
Daffodils: Nancy Kelley, *Advisor:* Anne Frischkorn
Daylilies/Hostas: Janet Hoover, Heather Firestone
Gingers: Tori Schroer, Lucy Chambers, *Advisor:* Debbie Robinson
Herbs: Michelle Frazier, Hally Carver
Iris: Carol Price, Gail Faris
Jardin Sale: Lester Grundy, Heather Bowen, Grace Pierce, Jane Broyles Smith
Junior Gardeners: Caroline Dannenbaum, Eloise Novotny
Perennials - *Butterfly Plants*: Katherine Stacy, Weezie Johnston
Ferns: Margaret Pierce *Native Plants:* Catherine Zdunkewicz
Shade Plants: Bonnie McMurtry *Sun Plants:* Alice Thomas
Plants that Merit Attention: Nancy Thomas, Kingslea von Helms
Roses: Mathilde Hoefler, Laura Kelsey, Kate Searls, Janet Cravens
Shrubs: Susan Reedy, Karen Ytterberg
Small Bulbs Annual: Carrie Pepi, Mary Sommers Pyne
Small Bulbs Perennial: Laura Crawford, Dana Parkey
Succulents: Sue White, Teresa Elsom, Sheila Mayfield
Trees: Susan Garwood, Patty Porter, Winifred Riser
Tulips: Elisa Pye, Liz Wozencraft, *Advisor:* Sharon Bryan
Vines: Susan Lummis, Jennifer Arnold, Emily Wilde

Mart Schedule and Speakers

Thursday, October 12, 4:30 pm - 7:00 pm - Early Bird Shopping

Party on the patio with live music by Robert Hartye Band and light bites, Admission \$20, visit participating stores across the street offering discounts.

Friday, October 13, 9:00 am - 5:00 pm Mart Open

9:00 am - Speaker Heidi Sheesley of *Treesearch Farms*

10:30 am - Speaker Lanson B. Jones on Landscape Architecture

Saturday, October 14, 9:00 am - 2:00 pm Mart Open

10:00 am - Speaker Shelly Rice of *All Things Bee*

2:00 pm - Mart Closes

General Information

This educational horticulture book is given free of charge to each visitor attending The Garden Club of Houston Bulb & Plant Mart. We hope you will use this book as a list of many of the plants sold at the Mart and as a general reference book for plants in Houston.

Availability of Bulbs and Plants: Due to the printing deadline for this Mart Guide, some of our inventory could not be included. Also, some plants listed may not be available at the time of the Mart.

Suitability of Bulbs and Plants: Our booth chairmen and growers seek out plant material that is uniquely well-suited to Houston. The inventory offered has been thoughtfully selected and tested so gardeners will find the bulbs and plants satisfactory.

Important Note: Some of the bulbs, plants (often including their fruits, berries, flowers and branches) and other materials for sale at The Garden Club of Houston Bulb & Plant Mart may be poisonous and/or may cause an allergic reaction, serious bodily injury, or even death if eaten or inhaled, purposes for which they are not intended. We have tried to indicate those plants known to us to be poisonous with the designation ☠ but cannot guarantee that all poisonous plants are so marked.

To Pre-Order Bulbs for Next Year: In June 2018, a pre-order form will be available on our website: www.gchouston.org. To receive advance notice of items to be sold at the Mart, to be included on our mailing list, go to admin@gchouston.org

Caveat: Descriptions, growing conditions, and care of bulbs and plant materials are summarized from various sources: our members' growing experiences, the growers' expertise, online searches, *The Southern Living Garden Book*, *The A-Z Encyclopedia of Garden Plants* from the American Horticultural Society and other research books.

Although we have made every effort to be accurate, sometimes plants and bulbs grow differently than described. Houston's climate and your own planting site introduce a "wild card." Please share your experiences with our bulbs and plants with the volunteers in the booths.

All bulbs, unless noted otherwise, should be considered annuals in Houston's climate.

Recycling Tip: Black nursery pots can be recycled at the Houston Arboretum & Nature Center, 4501 Woodway. Place pots in the dumpster in the far corner of the parking lot.

Planting and Caring for Your Plants

Soil: Before adding anything to your soil, test your soil with a kit or use the Texas A & M soil analysis service. (Go to <http://soiltesting.TAMU.edu/files/soilwebform.pdf> to download forms and instructions) A report will be sent to you indicating the content of your soil and any nutrients needed. The term pH is the measure of the acidity or alkalinity of the soil. A pH between 5.5-6.5 is preferable for most plants. The pH of the soil affects how the plant receives nutrients. A soil sample will provide you with information needed for any pH adjustment. If your soil has what it needs, your plants will be healthier and need fewer fertilizers and pesticides. There are many ways to enrich your soil.

Compost: Made from once-living organisms (usually plants or manures) which have been broken down over time by microorganisms. Uncomposted organic matter in your garden will slowly break down using the nitrogen in the soil, thereby robbing the plants of much needed nutrients. Compost contains the nutrients and organic matter (especially nitrogen) needed by plants to thrive.

Manure: Must be properly composted to ensure against disease (E. coli can live in uncomposted manure for close to two years). Manure has a high level of nutrients and is available for purchase from garden centers and soil retailers unless you have access to horse or cow manure and want to compost it yourself.

Yard waste: There are comprehensive instructions on the ins-and-outs of composting at: <http://aggie-horticulture.tamu.edu/publications/landscape/compost/intro.html>. Adding food waste to your compost can be a problem. Get as much information as you can before adding meat or dairy. You can buy compost or humus at a garden store or retailer, but home-made is always best.

Nutrients: Natural fertilizers such as blood meal, seaweed extracts, fish emulsion, bone meal, etc. release nutrients over a long period of time and are less likely to burn plants. They also contain micronutrients that synthetic fertilizers do not. Synthetic fertilizer will be more effective in the short run, but it can burn plants and doesn't have the staying power of organic fertilizer. Slow release fertilizers work well and generally do not burn the plant.


Planting: Using your fingers, gently separate matted roots when you remove the plant from the container. If roots are matted at the bottom of the pot, cut or pull off the mat so that new roots will form. In large plants it is a good idea to take a knife and cut and spread out roots. (If the roots are growing in a circle around the bottom of the pot, they will continue to grow that way in the ground unless you free them.) Plant so that the root ball is even with the soil surface. Pat the soil firmly around the roots and water gently. Check new plants daily for about two weeks to make certain they are getting enough water.

Watering: Water is essential for all living things. The root system of your plant is alive and therefore needs to be hydrated. However, too much water can drown the roots of your plant. Most plants prefer consistently moist, well-drained soil. In the summer, try not to water between 10 a.m. and 4 p.m. because of high evaporation loss. In the winter, try not to water in the evening. The cooler overnight temperatures and moisture will increase chances for fungus and other plant diseases. The best time to water is early morning. Soaker or drip hoses provide water without the evaporation caused by sprinklers and prevent erosion and runoff. Moisture sensors can greatly reduce water usage.

Mulching: Two-to-four inches of mulch reduces the evaporation of moisture from the soil and helps to prevent weeds. Mulch in the spring with pine straw or composted pine bark mulch, which will add organic matter to the soil. Don't pile mulch too close to plant stems or tree trunks.

Weeding: Weeding eliminates competition for space, nutrients and water; it also improves air circulation, which reduces risk of disease. Handpicking is the best control environmentally, but the most labor intensive. Mulching and ground covers are effective. If you are overwhelmed and feel you must use a synthetic herbicide, follow the label directions to the letter (something you should do with all plant products).

***Improper use of pesticides, herbicides and fertilizers - whether organic or synthetic - can have very serious consequences for local ecosystems and human**



Planting Calendar for Bulbs

October: Allium, Anemone, Bletilla, Calla Lily, Crocus, Iris, Freesia, Ixia, Leucojum, Lycoris, Milla, Montbretia, Muscari, Ornithogalum, Oxalis, Ranunculus, Scilla, Sparaxis, Watsonia, Zephyranthes.

November: Allium, Amaryllis, Crocus, Daffodil, Freesia, Homeria, Ixia, Leucojum, Milla, Muscari, Narcissus, Ornithogalum, Sparaxis, Watsonia,

December: (Early) Allium, Amaryllis, Ixia, Sparaxis, Zephyranthes.

January: Plant refrigerated tulips every two-to-three weeks until mid-February to

Most plants included here like moist, well-drained soil. More complicated soil requirements will be indicated in plant descriptions with the following symbols:

-  *Full Sun*
-  *Shade*
-  *Part Sun*
-  *Protect in cold weather*
-  *Parts of plants are poisonous when eaten*
-  *Tolerates wet feet*
-  *Good cut flower*
-  *Naturalizes in Houston*
-  *Texas Native*
-  *Hummingbirds*
-  *Birds*
-  *Butterflies*
-  *Bees*

For good, well-researched information on gardening in Texas go to:
<http://agriflifeextension.tamu.edu>



Organic Pesticides/Fungicides/Fertilizers

Pesticides:

Avoid using any sprays during the heat of the day or in direct sunlight. Spray in late afternoon or early evening.

1. Citrus Pesticide Spray: The peel of the citrus acts as a nerve poison on soft-bodied insects. Chop the peel of one orange or lemon; add pieces to 4 cups boiling water and let steep overnight. Strain through a thin, meshed strainer, cheesecloth or old pantyhose. Be sure to spray the undersides of leaves, which is where the bugs live.

2. Garlic Pepper/Tea Concentrate Spray: Fill a blender 1/2-to-3/4 full of water. Add 2 bulbs of garlic and 2 hot peppers; liquefy. Strain the solids as in Citrus Pesticide. Add enough water to the juice to make 1 gallon of liquid. Use 1/4 cup of liquid per gallon of spray. Test before use, as this spray can cause leaf burn on some plants.

Fungicides:

1. Cornmeal Juice: Put one cup of food-grade or cheaper horticultural cornmeal (available at Southwest Fertilizer) in nylon stocking, place in one gallon of water, and use as spray without further dilution. As a fertilizer you can work 2 lbs. dry cornmeal into every 100 sq. ft. of soil; water well. One application per season.

2. Vinegar: Use for black spot and other fungal diseases on roses. Mix 3 tbsp. natural apple cider vinegar in one gallon of water. Spray during the cool part of the day; late afternoon or evening during the summer. For extra power, add 1 tbsp. of molasses per 1 gallon of water.

3. Baking soda: Use for powdery mildew or black spot on roses. Use 2 tbsp. of baking soda per gallon of water.

Fertilizers:

1. Manure/Compost Tea Concentrate: This can also be effective as pesticide/fungicide. Fill a 5-15 gallon plastic bucket half full of compost or well-composted manure and half with water. Let the mix sit for 10-14 days. Dilute to one part compost tea to 4-10 parts water (should look like iced tea). This equates to 6-8 oz. of compost tea to one gallon of water. Strain out the solids as with the citrus pesticide before spraying. Spray on foliage of plants.

Caution: Manure that is not well-composted can contain pathogenic organisms such as E. coli and salmonella.

[Source: Bart Brechter, Curator, Bayou Bend Gardens, Houston:
Notes from his lecture to The Garden Club of Houston, January 2009]

Combination Blooming Gardens

*PLEASE NOTE THAT IT IS NECESSARY TO PUT ALL TULIPS IN COLD STORAGE FOR A MINIMUM OF 6 WEEKS BEFORE PLANTING.

75th Bulb & Plant Mart Commemorative Garden -- Early Season, Jeanne d'Arc, Mount Hood daffodils, White Leucojum and White Album Muscari

Pink Pearls -- Early-Season, Angelique and Mystic van Eijk tulips, Pink Pearl hyacinth and Rose ranunculus.

Picasso Palette -- Early-Season, Orange Van Eyk, Angelique and Conqueror tulips, Monal daffodil and Purple Sensation hyacinth.

French Riviera -- Early-Season, Blue Muscari, Avalanche daffodil, Strong Gold tulip and Jeanne d'Arc mixed crocus.

Something Old and Something New -- Mid-Season, Fortune and Misty Glen daffodils and Orleans and World's Fire tulips.

Golden Anniversary -- Mid-Season, Monal and Tahiti daffodils, Sunny Prince tulip and Flamenco ranunculus.

Goya's Blue Boy -- Mid-Season, Purple Lady tulip, Mr. Fokker anemone, Blue Jacket hyacinth and Tel-Star Dutch iris.

Sweetheart -- Mid-Season, Mount Hood daffodil, Amazing Grace and Ile de France tulips and The Bride anemone.

All White -- Mid-Season, Clearwater tulip, Misty Glen daffodil, Album White muscari and white leucojum.

Candyland Garden -- Late Season, World Expression tulip, Pink Silk and Pipit daffodils, Purple Sensation allium and mixed sparaxis.

Lone Star State -- Mid-Season, Ile de France tulip, Horn of Plenty daffodil, Telstar Dutch iris and Blue Jacket hyacinth.

Mardi Gras -- Mid-Season, Purple Lady and Sunny Prince tulips, and Carlton daffodil

Multi-Layered Garden -- Early Season, Blue Muscari, Barret Browning daffodil, Apeldoorn tulip and mixed crocus

Dab on Your Colors Gardens

Plant your school colors and show your spirit!

TCU -- Mid- Season, Purple Lady tulip and Mount Hood daffodil.

SMU -- Mid-Season, His Excellency and The Bride anemones.

A & M -- Mid- Season, Carmen Amaryllis and Antarctica hyacinth.

UT -- Late- Season, Malibu tulip and Butterfly Mix daffodils.

OU -- Late- Season, World Expression tulip.

Amaryllis/Hippeastrum
Amaryllidaceae
Inside Summers Hall



Native to the tropics, this versatile bulb for Houston has many spectacular blooms atop sturdy stalks. A perfect holiday gift, it is easy to grow in a pot or in the garden and can even be grown in water, although the water robs the bulb of nutrients needed for the next year's flowering.

Planting in Pots with Soil for Forcing: 6 to 8 weeks before desired blooming, select a heavy pot 1"-2" larger in diameter than bulb. If the pot is clay, soak it in water overnight. Soak the bulb roots, if any, in water for several hours prior to planting. Mound soil in center of pot. Arrange moistened roots over the mound. Firmly fill with soil, leaving 1/3 of bulb above soil line. Water thoroughly and place in a bright room. Keep moist, not wet.

When flower stalks appear, rotate 1/4 turn each day so stalks will grow straight. When blooms appear, stake the stem for support and move plant to a cool, not too sunny, location. Water while plant is blooming, but do not fertilize and do not wet foliage. Cooler temperatures delay blooming.

After blooming period, remove flower, but not leaves, as they are critical to rejuvenation. Place pots outdoors in filtered light. Water thoroughly. Feed 1/2 strength water-soluble fertilizer weekly through the summer. In September gradually stop watering and quit fertilizing. Turn pot on its side or bring inside to keep dry. When foliage has yellowed and dried, cut to 1" above bulb. Store in a cool, dry, dark place for a minimum of 8 weeks.

Planting in the Garden: When weather warms, remove bulbs from pots and plant about 12" apart in a well-drained location with rich soil barely covering the top. Water and feed during summer. Plants go dormant in the winter. When growth begins in the spring, fertilize with a 5-10-10 mixture. Excess nitrogen promotes vegetative growth, reducing flowering. Plants will bloom in the spring and naturalize in your garden. Divide every 3 to 4 years in the fall.

Hippeastrum

H. 'Alfredo' Double, fluffy white petals with green eye.

H. 'Aphrodite' Double, white with thin red edge.

H. 'Apple Blossom' Single, pure white brushed with soft pink.

H. 'Baby Star' Single, Small flowering, vibrant red with white stripes to the green center, NEW

H. 'Benefica' Single, maroon

H. 'Carmen' Single, Intensely velvety rich red, NEW
(formally *Queen of the Night*)

H. 'Christmas Gift' Single, white, yellow with green throat.

H. 'Clown' Single, white petals with scarlet red stripes.

H. 'Dancing Queen' Double, large red with white stripe.

H. 'Exotic Peacock' Double, scarlet with white accents

H. 'Exposure' Single, vibrant strong pink with white streaks, green throat.

H. 'Ferrari' Single, bright red.

H. 'Flaming Peacock' Double, crisp white, red and orange-red flame, ruffled edge

H. 'Ice Queen' Double, Huge White, NEW

H. 'Lady Jane' Double, coral with white stripes.

H. 'Lemon Lime' Dwarf, soft yellow-green.

H. 'Orange Sovereign' Single, brilliant tangerine.

H. 'Papillo' Single, light green brush with mauve.

H. 'Picotee' White, edged with red blooms.

H. 'Red Peacock' Double, fiery red.

H. 'Rilona' Single, soft salmon orange.

H. 'Samba' Double, **Bright** red bordered with white star and a white ruffled edge petal.

H. 'Susan' Double, clear pink.



Bulb Bar
Inside Summers Hall

This is an all-inclusive, one stop shopping for the bulb lover on your list. Great for Christmas or any time!
There will be two selections available:

Royal Velvet Amaryllis - A single in a rich velvet red. Ordered especially for the Bulb Bar in time to force for Christmas.

OR

Zivas - The ever popular, wonderful smelling winter delight!

Just Add Water!

We will have everything you need to force the bulbs in a container so you can give them as a gift or take home for yourself. Volunteers are standing by to help with your selections.

Join us at the bar, and grab one for yourself and one for a friend!



Citrus and Fruits Outside Tent



Availability is dependent on our growers.

Citrus

These evergreen trees and shrubs are highly valued for fruit and as landscaping plants. They offer year-round attractive form, glossy, deep green foliage, fragrant flowers, and decorative, delicious fruit in season. Citrus is an important host plant for indigenous butterflies and provides nectar to a variety of pollinators. The caterpillars often look like bird droppings on a leaf so be careful not to harm them.

Citrus requires good drainage and will not tolerate standing water. Danger from over-watering is greatest in clay soil where pore spaces are diminished. Do not plant citrus in locations where water stands more than 12 hours after a rainfall, even in improved soils or raised beds. Most citrus prefers full to partial sun. Some protection from the hottest southwestern exposure in mid-afternoon is appreciated.

Dig a hole twice as wide as the container, and 1"-3" shallower than the root ball. You may loosen the sides of the hole with a spading fork, if desired. Set the tree in the prepared hole and backfill with loosened native soil to 1/2 of the depth. Do not amend the fill soil with fertilizers or soil conditioners. Tamp this fill firmly, but not packed hard. Fill the hole with water and allow this to drain completely before finishing planting. After the water has drained, fill the rest of the hole with the same native soil. Water again, filling and draining at least twice to insure complete saturation of the root ball and the surrounding soil. The shallow hole will result in the tree sitting slightly higher than the surrounding grade. This will assist with drainage. The "shoulder" that is above grade will be covered with the remaining fill soil. Apply mulch.

Keep the soil evenly moist, but not soggy, until the tree is putting on new growth. Allow soil to dry slightly between watering, but do not allow the tree to wilt. Once established, citrus does not need too much supplemental watering except during periods of hot dry weather. Do not apply fertilizer until the start of the following season. Use a balanced citrus fertilizer that supplies N-P-K and minor nutrients. Citrus can benefit from the application of several handfuls of Epsom salts every 3-4 months.

Allow fruit to ripen on the tree. Citrus may be ripe *before full color is attained*. Begin tasting the fruits as soon as some color shows on the rind. Harvest the majority of the fruit once peak flavor is detected.

AVOCADO

Joey Egg-shaped fruit is medium in size. It has excellent flavor, skin is purple/black in color. Pick a sunny spot with good drainage. Be careful of freezing and sunburn in the first couple years.

Mexicola Grande Hall, spreading tree similar to the mexicola. Fruit is 15 to 25% larger and rounder with a better seed to flesh ratio. The skin is paper thin and purple/black and color. High quality flesh with a high oil content. Hardy to Upper teen tolerant and ripens in September. The cold hardy avocado tree is self-pollinating, so there is no need to pair up with another variety to get fruit. Here is a tip to increase fertilization : just brush the open flowers each day with a paintbrush or cotton ball. (Once you do, you will see the pollen residue on the brush) The next day, brush all of the flowers with the same brush or cotton ball to pollinate your tree. After a few days, the flowers will drop and you should have a few little avocado set.

FIGS (*Ficus*) Figs are easy to grow, drought tolerant, and are relatively disease and pest free. They are a wonderful in the garden and are a practical way of creating a large, full screen. You can also plant one as a large, dramatic accent plant. The sculptured trunks and limbs provide winter interest. The added bonus is the delicious fruit in the summer and fall! Most fig trees mature anywhere from 12' x 12' to 20' x 20' & can easily be pruned if absolutely necessary. All figs need sun and a well-drained soil. ☀️🌑

Italian Honey Grow best in full sunlight and fast draining soils with a pH of 6.5 and produce golden to amber yellow, fleshy sweet-tasting fruits

KUMQUAT

Small fruit bearing tree, similar to an orange, but smaller. Rind and flesh are edible and fresh. Rare and hard-to-find, Kumquats are among the hardiest citrus; they tolerate short bursts of cold temperatures into the 20 degrees. they are also self-fertile.

Changshou is ground for its large juicy fruit. Fragrant white flowers bloom from May to September with the fruit ripening year-round. Changshou's pear-shaped fruit Is larger than other kumquat varieties and it usually has five or six segments of fruit inside the sweet, thin skin. it makes a perfect potted specimen. In China and Japan, the Changshou kumquat is used as an ornamental container plant for the home since it creates a lovely small decorative tree with the added appeal of healthy fresh fruit. Remember, the most delectable flavor comes from eating the whole fruit, peel and all.

LIMES

Key(Mexican Thornless) Upright thornless tree. Fruit is small, thin skinned and has very few seeds. Very aromatic, juicy and acidic. Ripens mid-September to early October.

Palestinian Sweet Grown as an ornamental for personal use. Fruit is yellow-green to yellow-orange. Frost tender, better suited for containers.

LEMONS

Improved Meyer Compact tree, medium sized fruit, thin yellow skin, very juicy. Cold

hardy to 25 F. Grows about 10' tall and 8'-10' diameter.

Citrus 2-n-1 (Meyer lemon & Persian lime hybrid)

New Zealand Lemonade Cross between a mandarin and lemon. Plant in sun with good drainage. Thorns.

MANDARIN

Mandarin Honey The honey Mandarin is often considered the best tasting Mandarin you can eat. With flavors reminiscent of honey, Paired with the warmth of cinnamon, this unique taste is unforgettable. Once you take your first bite, you'll be hooked. California honey mandarins don't just grow in California. Warmer climates like zones 9 + 10 can plant their trees outside, but if you live in a colder State, it's no problem. plant your tree in a container and bring it inside during the cooler winter months. Freshen the air of your home with the natural smell of citrus. These mandarins have a harvest season of November through April, just as it gets cold enough to bring your tree inside. As the bright fruits begin to emerge, your home will be filled with the comforting smell of these warm honey mandarins. Mature height 8-10 feet, full sun, drought tolerant.

ORANGES

Pineapple Leading mid-season variety, Very sweet, with good external color, and internal quality. Tree moderately vigorous, medium-large, thornless, and highly productive. More sensitive to frost than most.

Republic of Texas is the only true cold-hardy orange tree growing in the US. Young trees should be protected from frost the first two years. It produces a sweet, seedy, medium sized orange that ripens between November and January. Sinful Sun, Slightly acidic, well-draining soil, and reaches a height of about 15 ft. Trees are self-fruitful.

OLIVE, ARBEQUINA The arbequina olive is recognized for its aromatic rightness, low bitterness, pungency and stability. Resists climate change and frost well. Arbequina is not only among the most cold-tolerant olive trees but also the most adaptable to a variety of growing conditions. Even with considerable neglect! This tree will grow well on almost any well-draining soil in full sun and is a great choice for drought-ridden climates. end spring, small, fragrant cream colored balloons peek out from among the attractive foliage. They are followed by masses of olives in summer, emerging green and then darkening to a glossy Brown. This tree will top out at about 20 ft High.

PEACH

Dwarf Patio Dwarf trees planted in the ground outproduce container-grown peaches. But if you only have a deck, porch or rooftop patio, you can enjoy seasonal blooms and edible fruit in your urban setting. 6" tall.

SATSUMAS

Satsuma Mandarins In the Houston and surrounding areas they are wonderful *evergreen* “trees” or large shrubs. It is very important that any mandarin is picked just as yellow or orange coloring begins to appear on the skin. *Do not wait* until they are fully orange or you will have lost the best flavor and juiciness. Satsumas peel easily and are normally seedless. They grow in *full sun or light shade* and need a *moist but well-drained* bed.

Miho Extremely cold hardy. Sweet and seedless. Ripens late Sept-early Oct. Bright red-orange fruit.

TANGERINE, SUNBURST The most widely grown commercial Florida tangerine. It is a cross between the two Citrus hybrids Robinson and Osceola. Sunburst trees have dark green foliage, moderately vigorous, thornless, up right and spreading shape. They are tolerant of snow scale, moderately cold hardy and have resistance to scab.



Crinum and Other Lilies**Outside Tent**

Crinum Amaryllidaceae Crinums are majestic plants with bold, fragrant, lily-like flowers, imposing foliage, and a strong constitution. Their 4"-6" fragrant flowers rise from clumps of long, strap-shaped leaves and bloom spring to fall. Plant 6" deep with neck above ground in humus-rich soil; water and feed heavily during summer; divide infrequently. Give ample space. ☼🌱

C. americanum Southern Swamp Lily White spider form. To 5' tall. Blooms best in sun; can be planted in partial shade. Sets out stolons.

C. herbertii Milk and wine trumpet form.

C. 'Ellen Bosanquet' Deep rose, nearly red flower. All-time favorite.

C. 'J. C. Harvey' Pale pink.

C. menhene (*C. oliganthum* x *C. procerum* 'Splendens') Dwarf red-leaf clumps, dark pink blooms.

C. 'Mystery' Bright pink.

C. oliganthum "West Indies Mini" Dwarf allied to *americanum*, white, stolons.

C. 'Queen Emma's Lily' (*C. augustum* var.) Giant crinum with purple upright leaves with pink/white spider flowers.

C. jagus 'St. Christopher' clump strap leaves, white bell flower, fragrant.

C. jagus 'Ratrayaii' Very upright leaves, white bell blossom, fragrant. RARE.

C. splendens (*C. asiaticum* var. *procerum*) Red to green upright leaves, more upright and narrow than 'Queen Emma'. Clusters of red to white blooms.

C. 'Stars and Stripes' White with bright pink stripes.

C. submersum White, tulip-form with pale pink stripe; fragrant.

C. 'Summer Nocturne' Blush colored, fragrant.

C. x amarcrinum Pale pink bloom, fragrant.

Gladiolus byzantinus BYZANTINE GLADIOLA Magenta flowers on stalks with sword-like leaves. Blooms early Summer. 2' tall. 2006 Heirloom Bulb of the Year. ☼

Gloriosa rothschildiana. GLORY LILY/GLORIOSA LILY. *Liliaceae*. Climbing vine with exotic, reflexed lilies of scarlet margined with yellow. Glossy, green, lance-shaped leaves climb to 6' by tendrils on leaf tips. Train on trellis or frame. Plant horizontally, 4" deep in sandy soil. Spring-to-summer-bloomer. Keep moist; reduce moisture in fall. Can rot if overwatered. 🌱☼

Hippeastrum Amaryllidaceae Hardy heirloom Amaryllis bulbs produce 2 to 4 fragrant spring blooms. Fertilize in spring and summer. Dormant in winter. Do not over water. ☼🌱

H. x johnsonii 'St. Joseph Lily' Fragrant bright red funnel-shaped flowers with white stripe on the inside.

H. evansiae 'Yellow Butterfly' Rare. Yellow with white.

Hymenocallis carolinia* SPIDER LILY *Amaryllidaceae Fragrant spider form flowers from spring to summer. Plant in fall with neck and shoulders above soil level. Little water while dormant in winter. ☀🌑☿

Lilium zanolophator*, LILY TRIUMPHATOR, *Liliaceae longiflorum x oriental, hybrid, Grows 3-4' tall with large white blossoms with dark pink centers. Plant 4-6" deep. ☀🌑. NEW

Lycoris* SPIDER LILY *Amaryllidaceae In early fall, leafless flower with spidery-looking stamens; followed by narrow strap leaves. Plant 3"-4" deep in good soil with neck just above soil. Water during growth period, but keep dry in summer dormancy. Feed when foliage emerges and again after blooming in Aug. and Sept. Does not bloom first year. Don't disturb. ☀☿

L. aurea Bright yellow blooms, fall.

L. radiata Red blooms, fall.

Rhodophiala bifida* (syn. *Hippeastrum bifidum*) OXBLOOD LILY/ SCHOOLHOUSE LILY *Amaryllidaceae Hardy, dependable heirloom plant. Dark red, amaryllis-like bloom appears before leaves. Summer dormant. Tolerates heavy clay soil, heat, drought, or wet conditions. ☀🌑☿

Scadoxus* *Amaryllidaceae Blooms late spring to summer; green strap leaves die back in winter. Plant 2" deep, 4"-5" apart. Don't let soil dry out during growing period. ☀🌑☿

***S. multiflorus* BLOOD LILY** Bright-red globes with protruding red stamens.

***S. puniceus* 'Natalensis' FLAMING TORCH** Rare. Produces beautiful globes of red-orange flowers.

Zephyranthes* and *Habranthus* RAIN LILY *Amaryllidaceae Both species sprout and bloom 2 to 3 days after rain from late spring to fall. *Habranthus* flowers are trumpet-shaped and inclined at an angle. *Zephyranthes* resemble lilies or crocuses and "look up." Can take some drought. ☀☿

Z. candida White; blooms late summer, early fall.

Z. 'Capricorn' Dark Pink bud opens to a coral. Mid-late summer.

Z. citrina Mustard yellow, mid-late summer. Seeds.

Z. grandiflora Bright pink, mid-late summer.

Z. labuffarosa Pink, mid summer.

Z. labuffarosa White, large, early-mid summer. Seeds.

Z. 'Prairie Sunset' Rust to pink, mid summer.

Z. 'Regina' Light yellow, mid summer. Seeds.

Z. 'Ruth Page' Violet-pink, early-mid summer. Seeds.

Habranthus robustus Pink, early spring/summer. Seeds.

Daffodils/Narcissus

Amaryllidaceae

Inside Summers Hall



Ideal spring bulbs for the South, daffodils often increase naturally from year to year, take minimal care and offer a wonderful array of flower forms, sizes and colors. Until planted, they should be stored in mesh bags or open flats in a cool, well-ventilated place-not in the refrigerator. Keep bulbs dry until planted.

Planting in the Garden: Plant in November or December with 2" soil above the shoulder of the bulb and 1" sand beneath. Water well. Fertilize after blooming by sprinkling bulb fertilizer over the bulb bed, then scratch or water in. Special bulb fertilizers are considered best. Look for a 10-10-20 formulation. Allow foliage to wither and die naturally, as the leaves build a food source for next year's blooms. *Do not over water while dormant.*

Planting in Soil in Pots: Paperwhites and some other Tazettas are the only Narcissi suitable for growing indoors. Use the same planting instructions as above (***Planting in the Garden***). Place pots in a cool place inside and check weekly for growth. As leaves form, move to a sunny window. When blooms appear, move to a cooler place to extend blooming. Place pots outdoors after blooms fade. *Allow foliage to wither and die naturally, and do not over water while dormant.*

Forcing Bulbs with Water-Planting: Use a bowl or vase with high sides (4"-14"). Place 1-2 tbsp. agricultural charcoal (available at a garden or fish store) in the bottom of the bowl to keep the water fresh. Add 2" to 4" gravel, rocks or glass marbles. Place the bulbs on top of these hard objects, but don't let bulbs touch the sides of the vase or each other, or they can rot. Add more objects to hold the bulbs upright. Plant as many bulbs as you can to make a better show. Add water just below the surface, but not touching the bulb. Keep water at this level. Place in a cool, low-light location. When roots form and growth begins, move to a sunny window. If the flower heads are heavy and the stems droop, stake the stems. Once flowers appear move to a cooler place to extend blooming time.

Narcissus make wonderful cut flowers, but give them a vase of their own. Freshly-cut stems release a substance that may cause other cut flowers to wilt.



Bi-Color

N. 'Avalanche' (Small-cupped) Multi-headed white flowers; primrose-yellow cups, scented, long-flowering; 16". Mid-season. ☼

N. 'Barrett Browning' (Small-cupped) White perianth, strong orange corona. 16". Early season.

N. 'Big Gun' (Large Cupped) Yellow turns to orange, fragrant. 20"-26", Late.

N. 'Curly' NEW (Large Cupped) Yellow-Orange Curly corona, 13"-20", Mid-season.

N. 'Fortune' (Large-cupped) Bright yellow perianth with warm orange corona. 20". Mid-to-late season. ☼

N. 'Monal' (Large-cupped) Yellow petals with bright orange cup, fragrant, early. Early. ☼

N. 'Pink Silk' (Trumpet) White with large pink cup, 14"-16" Late spring,

N. 'Printal' Split Corona, White with Yellow, 14"-16", Late Season, NEW

N. 'Tahiti' (Double) Yellow with orange ruffles, 13", Mid season.

White

N. 'Horn of Plenty' (Double) Pure white, Triandrus shape petals reflex back, 14"-16", , Mid to Late season, NEW

N. 'Misty Glen' (Small cupped) white on white, 14"-18", Mid - Late season.

N. 'Mount Hood' (Large cupped) white, 16-18", Mid season.

Yellow

N. 'Carlton' (Large-cupped) Yellow perianth. 14"-18". Mid-to-late season. ☼

Mixed

N. 'Butterfly' Mix of bi-color, split corona solid yellows and whites. 16"-18", Mid season.

Miniature

N. 'Jetfire' (Cyclamineus) Strongly reflexed, yellow perianth; long, bright orange trumpet fades in bright sun. 12". Early season. ☼

N. 'Pipit' (Jonquilla) Multiple flowers with yellow perianth and white streaked yellow corona. 12"-14", Mid-season. ☼

Paperwhite

N. papyraceus 'Galilea' (Tazetta) Pure white, multi-flowers per stem. Very fragrant. Great for forcing and the garden. 12"-14". Early. ☼

N. p. 'Gran Sol d'Or' Yellow with Orange, fragrant, 12"-15", Mid-season

N. p. 'Inball' (Tazetta) Pure white. Less musky fragrance. Large blossoms on shorter stem. 12"-13". Early season.

N. p. 'Ziva' (Tazetta) Very fragrant, white flowers. Multiple flowers per stem. Blooms 3-4 weeks after planting or forcing. 16"-20". Early season.












☼ **Naturalizes in Houston**

Texas Grown Daffodils

N. 'Italicus' (Tazetta) creamy petals with light yellow cup, fragrant, 12"-14",
Early season ☼

N. Jonquil 'Texas Star' (Tazetta) bright yellow, Native to East Texas, 12"-14",
Early season ☼

Narcissus Divisions

 <p>Trumpet One flower per stem</p>	 <p>Jonquilla 1-5 very fragrant flowers per stem</p>
 <p>Large cupped One flower per stem</p>	 <p>Tazetta 3-20 flowers per stem</p>
 <p>Small cupped One flower per stem</p>	 <p>Poeticus Up to 20 small flowers per stem</p>
 <p>Double One or more flowers per stem</p>	 <p>Wild or Heirloom</p>
 <p>Triandrus 2-6 flowers per stem</p>	 <p>Split corona One flower per stem</p>
 <p>Cyclamineus One flower per stem</p>	<p style="text-align: center;">Miscellaneous</p> <p>Includes daffodils not in other divisions</p>

There is a lot of confusion about what to call these wonderful flowers. All are of the genus *Narcissus* and can be referred to as such. *Daffodil* refers to a specific kind of *Narcissus* which is large-flowered with flat, strap-like leaves. There are 12 generally recognized divisions of *daffodils* (see above). At the Mart, we sell only those daffodils which perform well in our area.



Daylilies *Hemerocallis**Liliaceae***Inside Summers Hall**

Few plants offer so many flowers in so many colors for so little care. Clusters of lily-like flowers at the end of leafless, wand-like stems stand well above the foliage. Tetraploids are daylilies which have twice as many chromosomes as a normal daylily. They are not necessarily better, but they are usually bigger and stronger than diploids. Daylilies generally bloom once a year, producing numerous flowers over a three-week period. Flowers last only one day, although those labeled "Extended bloom" last for at least 16 hours. Reblooming daylilies bloom repeatedly throughout the season.

Daylilies adapt to almost any soil type, but for best results, use a well-drained, slightly acidic soil. Do not plant near broad-leaved trees; as the tree roots can rob the soil of moisture and nutrients. Plant 12"-18" apart. Cover the top of the crown with 1" soil and then water well. Keep moist for the first month. They are drought-resistant once established, but bloom better with more moisture.

In spring, apply a 5-10-10 or 5-10-5 fertilizer (keep fertilizer off foliage) and water it in. *Don't fertilize newly-planted daylilies.* Every 3-4 years, divide. Daylilies are usually disease and pest-resistant. For best blooms, plant in full sun or in a place with at least a minimum of 6 hours of sun. Dark colors prefer some shade. ☀️

- H. 'Bonanza'* M Five petal star shape, yellow with orange center, 36".
- H. 'Catherine Woodbury'* M/L Lavendar/pink 6-petals with yellow throat, 36".
- H. 'Crimson Pirate'* M/L Red 6-petals with yellow ribs, 26"-30".
- H. 'Fragrant Returns'* E/RE Fragrant yellow, 6-petals, 20".
- H. 'George C. Bingham'* E-M Deep pink 5-petal star shape, lighter mid-rib, 24".
- H. 'Hyperion'* M Light yellow, 6-petal star shape, 36".
- H. 'Pardon Me'* M/RE Deep red, 6-petal star shape, 2-3 fan only, 20" NEW
- H. 'Praire Blue Eyes'* M/RE Lavendar 6-petal star shape, lighter eye zone, 24".
- H. 'Purely'* M/L Pure white 6-petal star shape, 24" NEW
- H. 'Purple D'Oro'* E-M/RE Reddish Purple with yellow throat, 20".

E=Early Season Bloomer, M=Mid Season Bloomer, L=Late Season Bloomer, RE=Repeat bloomer



Ferns, Grasses and Groundcovers
Outside Tent with Perennials

This collection of plants is very important in our gardens. They add a touch of interest between the shrubs and trees. Ferns, unless otherwise indicated, require a shady to part shady area and moist but not wet soil. They are great under trees and in the empty places where you need a spot of cooling green. Grasses add movement and color to the garden and can be quite large or small. The large grasses are wonderful in a large open area or in the background and the smaller grasses are good edging material or making a statement in clumps. Ground covers are more common so we have selected those that we feel are under used and of interest themselves. ☀️🌑

Acalypha pendula* FIRETAIL CHENILLE *Euphorbiaceae Flowers in long red clusters resembling feathery cat tails. Evergreen plant is great in containers and makes an interesting ground cover. 🌑

Ajuga reptans* 'Caitlin's Giant' BUGLEWEED *Lamiaceae

Herbaceous perennial. Shiny dark green leaves and tiny blue-violet flowers. Grows 6-10 inches tall in full sun to part shade. Needs good circulation, well-draining soil.

Anemia tomentosa* HAIRY FLOWERING FERN *Schizaeaceae

Interesting fern native to Argentina grows 8 inches tall. Prefers part to full sun. Produces unusual flowering stalks spring to fall.

***Arachnoides simplicior* 'Variegata' EAST INDIAN HOLLY FERN** Grows 1- 2 feet tall by 1-3 feet wide. Variegated leaves. Prefers part to full shade. Is a showy groundcover, accent plant or good as a potted plant.

Aristea ecklonii* BLUE STARS *Iridaceae Grass-like groundcover with bright blue flowers that rise above foliage. ☀️🌑

Asplenium nidus* 'Osaka' JAPANESE BIRD'S NEST FERN *Aspleniaceae

Old world fern growing 3-5 feet tall and 2-3 feet wide. Part to full shade, apple green fronds, slow growing. Makes a pretty houseplant.

***Asplenium scolopendrium* HART'S TONGUE FERN *Aspleniaceae* Fern** Grows best in well-draining soil in part to full shade. Has interesting, tongue shaped, bright green 1-1 ½ foot fronds.

Athyrium x 'Ghost'* GHOST FERN *Dryopteridaceae Hybrid, 2 ½ foot fern with upright, silvery foliage. Part to full shade. Deciduous.

Chasmanthium* INLAND SEA OATS *Poaceae Ornamental grass that grows up to 5 feet tall. Full sun to part shade. Has drooping seedheads that flutter in the breeze. Interesting winter color.

Equisetum hyemale* HORSETAIL REED *Equisetaceae 2-4 foot tall rush like perennial native to North America and Eurasia. Does best in medium to wet soil in part to full sun. Grows by rhizome. Aggressive grower in right conditions. Good in container in ponds and fountains.

Juncus effuses "Spiralis" JUNCUS 'CORKSCREW' Juncaceae 1 ½ foot rush found in waterways, bogs, and marshes. Prefers full sun to part sun. Grows by rhizome and seeding. Good vertical accent to garden with moist conditions. Has very interesting spiral growth. Useful in containers in ponds and fountains.

Lysimachia micromeria GOLDEN GLOBES *Primulaceae* Wonderful groundcover, yellow flower clusters. Hummus rich soil. ☀️🌙

Muhlenbergia capillaris GULF COAST MUHLY *Poaceae* Ornamental clump grass. In fall produces a hazy mass of pink blooms.

M. capillaris 'White Cloud' WHITE CLOUD MUHLY *Poaceae* This Muhly cultivar grows slightly larger and more upright than Gulf Coast Muhly. Fluffy plumes of delicate white flowers in late summer and fall. 'White Cloud' grows 3 to 4 ft. tall and 2 to 3 ft. wide. Interesting winter color.

M. linderheimeri LINDHEIMER MUHLY *Poaceae* Heat and drought tolerant ornamental grass with blue-green foliage. 18-30 inches tall. Blooms in fall. ☀️

Pennisetum alopecuroides 'Piglet' PIGLET GRASS *Poaceae* Ornamental grass growing 2-3 feet tall. Full sun to part shade. Pinkish-white blooms. Medium to wet soils.

Phyla nodiflora TEXAS FROGFRUIT *Verbenaceae* Interesting groundcover that is host plant for Phaon Crescentspot, Buckeye, and White Peacock butterflies and good nectar source for many pollinators. Full sun to part shade, moderate water requirements. Usually freezes back in winter.

Pteris vitata CEMETARY FERN *Pteridaceae* Introduced fern native to Australia and Asia. Grows 3-4 feet tall. Will grow in sun to part shade.

Rosmarinus officinalis 'Blue Lady' PROSTRATE ROSEMARY 'BLUE LADY' *Lamiaceae* Trailing rosemary with beautiful blue blossoms, especially during winter months. Low water needs. Great in ground or in a container. ☀️🌙

Schizachyrium scoparium LITTLE BLUE STEM *Poaceae* North American prairie grass native to most of the United States. Bluish green stems during growing season and striking reddish-tan color in the fall. Provides seeds to certain birds and nesting location for native pollinators. Dry soil. Grows to 3 feet tall. ☀️🌙

Selaginella species are spore-producing plants that are frequently referred to as "fern allies." This prehistoric-era family (*Selaginellaceae*) separated itself early on from the ferns and is botanically closer to lycopods and quillworts.

S. kraussiana TRAILING SPIKEMOSS A wonderful container plant; its trailing habit makes it perfect for cascading over the front of a mixed-specimen container.

Sisyrinchium angustifolium. BLUE-EYED GRASS *Iridaceae* Clumping ground cover with sword shaped leaves and topped with bright purplish-blue flowers that have a yellow center. Prefers well-drained soil to bloom. Approximately 1' tall. ☀️

Sorghastrum nutans INDIANGRASS *Poaceae* Ornamental grass growing 3-5 feet tall. Upright form, blue-green foliage in summer, orange-yellow foliage in fall. Dry, well-draining soil. ☀

Stemodia tomentosa WOOLLY STEMODIA *Plantaginaceae* Native perennial forming mat of soft, silver grey foliage. Fast growing. ☀🇺🇸

Woodwardia orientalis MOTHER FERN *Blechnaceae* Originally from China and Japan, this slow growing fern reaches 4 ft. tall and prefers part sun light shade. Reproduces via plantlets growing on it's fronds which can be removed and planted elsewhere



Gardener's Garden Shop
'Jardin Extraordinaire'
Garden Goods
Inside/Outside Sumners Hall

Back by Popular Demand!

Featuring statuary and garden furniture; tools, pots, vases; fabrics, pillows and wreaths; decorative accessories, books and objects of art.

Think creatively for your garden!



Gingers Outside Tent

We regret that Ginger Rhizome supply is severely limited this year due to flooding from Hurricane Harvey, Come back next year for more!

Prized for their beautiful, tropical foliage and exotic, scented blooms, gingers multiply well. Plants thrive in Southern heat and humidity, spreading slowly, but widely, through rhizomes. Gingers do best in loose soil enriched with humus. Cover the rhizomes with 1"-2" soil. Many gingers go dormant in winter and reappear in spring.

Water sparingly when dormant; begin feeding monthly as soon as spring growth begins and continue during the growing season. Good drainage and an abundance of water (except during dormancy) are essential. If it is hot and dry, water your ginger daily. They prefer morning sun, afternoon shade; foliage will be damaged in Houston's full sun.

Alpinia SHELL GINGER Ginger-scented rhizomes produce slender, but strong, reed-like stems with lance-shaped leaves, racemes of showy, bell-shaped flowers that are slightly hooded, and ovoid fruits. Handsome foliage, good for cuttings; evergreen in areas that do not have hard freeze. Need to settle in for two years after planting before blooming. Cut to ground all canes that have finished flowering. Best grown in moist, fertile, humus-rich soil. Grows on prior year's growth, so bloom is lost if plant freezes back. Sun, partial shade.

A. zerumbet Evergreen tropical perennial having large waxy leaves and funnel formed pink flowers 8-10' tall.

A. nutans 'Dwarf Cardamon' Evergreen foliage in areas where there is not a hard freeze; it has a very distinctive cardamon fragrance when brushed but it is not the plant that produces the spice by that name. It has shell like flowers; 3-4' tall.

Costus. SPIRAL GINGER Several varieties are root-hardy; mulch for winter dormancy. Good around foundation, patio, or pool. ☼☾

C. spiralis Inflorescence has an orange, cone-shaped bract from which pink-red flowers emerge; lip of flowers is tipped white and flushed with red. Summer bloomer. 4'-6' tall, 3'-4' wide.

Curcuma HIDDEN GINGER Highly ornamental. Known as Hidden Ginger because plume-like bloom may be hidden between rich, banana-shaped, apple-green leaves. ☾

C. alismatifolia 'Pink Siam' Produces a dark, rose pink inflorescence; foliage closely resembles a tulip; grows to 2'. ☼☾

C. alismatifolia, 'Tropical Snow' Produces a white elegant white flower with pink tips

C. ladawan 'Ladawan' Excellent focal point in the landscape; pink bracts and yellow flowers. 18"-24".

Globba DANCING LADY Short, delicate plants that can be grown in the ground or as pot plants. Dormant in winter, reappearing in late May or early June. Water sparingly in dormancy. Filtered sunlight. ☀

G. schomburgkii 'Yellow Dancing Girl' Showiest of the species, features tightly-packed, yellow flowers lasting for 4-5 days; the whole inflorescence flowers for over a month. Summer-bloomer. Multiplies easily. Cold-hardy. 2'-3' tall.

Globba winitii 'Jungle Jewel Series' Particularly delicate and long-blooming. Large, lance-shaped leaves to 8" long are heart-shaped at the base.

Hedychium BUTTERFLY GINGER Grown for handsome foliage and fragrant blooms. In late summer or early fall, honeysuckle-scented blossoms in dense spikes open from cones of overlapping bracts at the ends of stalks. Cut back old stems after flowers fade to encourage new growth. Likes morning sun; afternoon sun can burn foliage. ☀

H. coronarium WHITE BUTTERFLY GINGER Large white flower, fragrant. 4'-5'

H. coccineum 'Disney' Orange flowers. Summer-bloomer.

H. flavum YELLOW BUTTERFLY GINGER Soft yellow blossoms. Fragrant; 5'-6'.

H. 'Pink V' Light fragrance; pink flowers mid-summer to fall.

H. Samsheri, light fragrance and coral/apricot blooms.

Kaempferia PEACOCK GINGER Excellent in pots or garden; small flowers produced daily. In spring, water and feed. Can be divided and replanted in spring. Shade or all-day filtered sun. ☀

K. 'Grande' Great pattern on leaf with maroon underside. Large, rosy-pink flowers. Multiplies. 2'-3' tall.

K. pulchra 'Silver Spot' Large silver patches in feather pattern on leaves; lavender flowers to 5".

Zingiber Great foliage plants with long-lasting cone-shaped blooms in mid-late summer. Root-hardy. Easy to grow, pass-along plant that will make a large clump from a single rhizome in a few years. Filtered or morning sun. ☀✂

Z. zerumbet PINECONE GINGER Green, cone-shaped bracts turn red over a couple of weeks, and then small, creamy-yellow flowers appear. To 7' tall.



Herbs

Inside Summers Hall

Allium schoenoprasum **CHIVES** *Liliaceae* Sprinkle on food just before serving, as cooking destroys flavor. Clusters of clover-like, rose-purple spring flowers are formed on thin stems. ☀️🌙

A. tuberosum **GARLIC CHIVES** Delicate garlic flavor in flat leaves. Spreads by tuberous rootstock and by seeds. ☀️✂️

Anethum graveolens **BOUQUET DILL** *Apiacea* Blue-green foliage; grown for leaves; very few seeds. Prefers cool weather. To 4' tall. ☀️🌙🦋

Coriandrum sativum **CILANTRO/CORIANDER** *Apiacea* Cool-weather annual. Winter hardy. 12"-15" high. Reseeds. ☀️

Foeniculum vulgare **SWEET GREENLEAF FENNEL** Feathery foliage with sweet, anise flavor. Grows well in the South. Drought-resistant, but a little water improves its appearance. To 5'. ☀️

Lavendula dentata **LAVENDER** Withstands our heat and humidity.

Melissa officinalis **cv. LEMON BALM** *Lamiacea* Hardy and easy to grow; self-sows; spreads rapidly. Shear to keep compact. To 2' tall. 🌙

Mentha **MINT** *Lamiacea* Can be invasive. Prefers light, medium-rich, moist soil. Contain in pot or box to keep in bounds. ☀️🌙

M. piperata **SPEARMINT** Dark green leaves; spikes of purple flowers.

M. x piperita **PEPPERMINT** Leaves are slightly fuzzy, purple flowers, mid-late summer.

M. x piperita **f. citrata** **CHOCOLATE** sweet scented foliage, lavender flowers

M. x villosa **MOJITO MINT** Cuba's famed Mojito Cocktail, once a daily favorite of Ernest Hemingway, has enjoyed a resurgence in popularity. The Mojito is made with rum, sugar, lime juice and mojito mint.

Nepeta cataria **CATNIP** Blooms late summer. Cats will destroy! ☀️🌙🦋

Ocimum basilicum **SWEET BASIL** *Lamiacea* Somewhat bushy plant with green, shiny, 1"-2" leaves and spikes of flowers. The hotter, the better. Pruning encourages dense growth and prevents seeding. To 2' tall. ☀️

O. b. 'True Thai' **SIAM QUEEN** Strong, spicy, licorice flavor that's good in Thai and Vietnamese dishes.

O. b. x c. 'Pesto Perpetuo' **VARIEGATED SWEET AUSSIE** Ornamental; less useful in kitchen.

Origanum x majoricum **SWEET CREEPING MARJORAM** *Lamiacea* Cut back old, flowered stems in early spring. ☀️🌙🦋

O. x majoricum **SCILLIAN OREGANO** Some cooks consider this the best marjoram for seasoning. Clump-forming with rounded, aromatic, mid-green leaves to 1" long. Bell-shaped, white flowers with pink bracts bloom early summer.

Petroselinum crispum* PARSLEY *Apiaceae Cool weather annual; pinch back. Black swallowtail butterflies love it; if you see caterpillars munching, be merciful; today's caterpillar is tomorrow's butterfly. 🦋🦋

***P. c. var. neopolitanum* ITALIAN FLAT PARSLEY** Considered more flavorful than other parsleys. 2'-3' tall. 🦋

Rosemarinus officinalis* ROSEMARY *Lamiaceae Aromatic foliage and light blue, tubular flowers. Can survive blistering sun and poor soil. ⚙️❄️

R. o. 'Arp' Discovered in Arp, Texas. Dark green foliage with grayish tinge. Medium-blue flowers. Hardy. Needs frequent pruning. To 4' tall. 🇺🇸

***Rumex scutatus* FRENCH SORREL** Large succulent leaves commonly used in soups and salads. It grows abundantly in meadows, a slender plant about 2 feet high, with juicy stems and leaves, and whorled spikes of reddish-green flowers, which give colour, during the months of June and July, to the grassy spots in which it grows.

Salvia officinalis 'Berggarten'* DWARF GARDEN SAGE *Lamiaceae Fragrant, narrow gray-green leaves with same robust flavor as larger version; small, purplish-blue flowers. Compact. 16" high. ⚙️🌙🦋

Tagetes lucida* COMPACT MEXICAN MINT MARIGOLD/TEXAS TARRAGON *Asteraceae Smooth, dark-green leaves have scent and flavor of tarragon and can be used as a substitute. Small, orange-red flowers in fall. Deadhead to prolong flowering. Water freely in drought. To 3' tall. ⚙️

***Artemisia dracunculus 'Sativa'* FRENCH TARRAGON** Tall grass, medium in texture with slender leaves, no flowers or seeds.

Thymus* THYME *Lamiaceae Tiny, heavily scented leaves and masses of little flowers in whorls. Cut back thyme in early spring; trim lightly and regularly after flowering to retain compactness. ⚙️🦋🐝

T. vulgaris 'French' It is a low-growing, bushy thyme with gray narrow leaves. Once established, it tolerates drought very well and requires little care. Honeybees love the white flowers.

***T. v. 'English'* COMMON THYME/OLD-FASHIONED THYME** White to lilac flowers spring/summer. Great as low edging or in containers. 1'-2'. ⚙️

***T. x citriodorus* LEMON-SCENTED THYME** Bushy, mid-green, lemon-scented leaves; pale lavender-pink flowers in late spring or early summer. ⚙️

Hostas
Asparagaceae
Inside Sumners Hall
with Daylilies

Hostas are herbaceous perennial plants grown from rhizomes or stolens. Their lush and diverse foliage varies widely in size from 1"-18" in length to 1"-12" in width. The clumps that they grow in also widely vary in size. The flowers are produced on erect scapes, usually taller than the leaf. They range in color from white to lavender to violet. The flowers also open in the evening and close in the morning. Blooms in late summer and is also known as the "August Lily". Their easy care makes them ideal for a low maintenance garden. Hosta leaves come in a variety of greens, ranging from a color so deep it's called blue to a light chartreuse to a soft creamy white. Most Hostas need some shade but the leaf color determines how much. With lighter color leaves there needs to be some sunlight to keep their color. Plant in slightly acidic soil with good drainage, as the rhizomes can rot. When newly planted keep the roots moist not wet, but once established Hostas are drought tolerant. Fertilize in the spring. Hostas originated in the Orient; and as of today, there are 2500 varieties.

H. 'Francee' Heart shaped dark green leaves with a white border; pale lavender flowers on 30" scapes. Late Summer.

H. 'Guacamole' Huge heart shape, glossy green leaves with dark green borders. Fragrant lavender bloom on a 36" scape. Late summer.

H. 'Halcyon' Mid sized pointed blue-green leaf. Pale blue flowers on 28" scapes. Mid summer.

H. 'Sum & Substance' One of the largest hostas with 16" broadly ovate leaves, with pale lavender flowers on 48" scapes. Mid-Late summer.

H. 'Krossa Regal' Heart shaped blue green leaves, slug resistant, flowers are exceptional, Tall 4'-6'. Plant is 24" to 36", NEW



Iris

Iridaceae

Inside Summers Hall

Availability is dependent on our growers.

Crested Iris

Evergreen foliage to 14" with small orchid-like blooms in spring. Likes azalea conditions, plant rhizome just beneath surface of soil, mulch lightly in summer, spreads rapidly, perennial. ☺

I. japonica 'Nada' flowers are white with yellow in crest

I. japonica Flowers are blue-ish in color

Dietes

Handsome, swordlike evergreen foliage to 36", flowering through the summer, hardy to 20 degrees, perennial. ☺

D. vegeta 2-1/2" white flowers, crests marked with blue.

D. bicolor 2" yellow flowers with chocolate signal patch.

D. 'Lemon Drop' White flowers with a distinct yellow mark on each of the three larger petals. 24"-36" tall.

D. 'Orange Drop' White flowers with a distinct orange mark on each of the three larger petals. 24"-36" tall.

Freesia laxa (formerly *Lapeirousia laxa*) corm bears small freesia-like red flowers on 12" stalks in the spring. Reseeds freely. Good for shade. Deciduous perennial.

Montbretia (*Crocosmia*) Red-orange flowers, 24-36", naturalizes and spreads, blooms in summer, cut back in fall. Deciduous perennial. Sun to Part Sun, Good cut flower

Neomarica gracilis 'Walking Iris' or 'Apostle Iris' Tender evergreen fans, to 14". Blooms in spring, with 2" blue and white flowers, with new plantlets forming as each flower fades, stalk is weighted down to the ground and it roots. Thus, the plant "walks." Plenty of water in spring and while actively growing. Great for hanging baskets. Perennial; protect in winter. ☺●

Neomarica longifolia 'Apostle Iris' Hardy in Houston, forms evergreen fans to 36" yellow blooms late spring through early summer. Forms new plants where flowers fade, but stalk remains upright and doesn't "walk." Water well in active growth. Perennial. ☺☺



Louisiana Iris The Mart features hybrid Louisiana Iris, perennials which are well-suited to Houston's climate and usually disease-free. They bloom from March through April and need at least 3 hours of sun/day (more in winter). They should be planted immediately or soaked overnight and then planted in rich beds of peat moss, manure, and soil. Plant rhizomes just below the surface in a bed level with the lawn or a low spot. Fertilize once or twice during a growing season with a balanced food. They need plenty of water all year; flood once or twice in January and February before blooming, and water sufficiently in summer to maintain active growth. Mulch heavily to prevent sunburn during the summer. If properly watered and fed, they may be left alone for years. August through October is the dormant season, and the best time for transplanting. When transplanting, cut the leaves back into a fan shape, leaving about 8" growth. Always keep the roots moist after they have been dug.
See the awards given by Society for Louisiana Iris at the end of this section.

Iris 'Ann Chowning' Rounded. deep red blooms, low-growing, wide. 30", Mid season. **M.S.D.A.**

Iris 'Ann Hordern' Pale lemon self with deep pink veining and petal rim. Lemon style arms. Bloom changes to pink on the second day. 40" Mid to late season.

Iris 'Aunt Shirley' Large coral pink, medium yellow signal. Very vigorous. Mid-season. **A.M.**

Iris 'Bellevue's Angela' Ruffled creamy white; chartreuse signal. 38" Mid-season.

Iris 'Caddo Lake' Standards and falls dark violet velvet, veined darker; style arms violet; 36-38" Very early bloom.

Iris 'Cajun White Lightning' Cream white falls with yellow signal, style arms white, slight musky fragrance. 36" Early-Mid. **H.M.**

Iris 'Colorific' Full, flat flower, creamy white standards, lavender rose falls. Rare bicolored. 30" Mid-Late.

Iris 'Cozy Moment' Ruffled medium violet, falls with green yellow lancehead signal; style arms light violet; buds grey blue. Early-Mid.

Iris 'Crushed Ice' Pure white self with yellow signals. Very vigorous with erect stalks. 39" Early to Mid-season.

Iris 'Deja Voodoo' Standards, falls, and style arms deep purple. Yellow signal. 32" Mid-season. **H.M., A.M.**

Iris 'Dixie Deb' Yellow, easily grown, low. 38" Early. **M.S.D.A.**

Iris 'Emory Smith' Vigorous, light blue lavender self with cream style arms tipped blue-lavender. Small signal patch of yellow. 36" Mid-season.

Iris 'Fiddle Dee Dee' Medium yellow, orange signal, ruffled. 32" Mid-season.

Iris 'Flame On' Stands cardinal red, red crest and style arms, large yellow signal, ruffled. 38" Early to mid season.

Iris 'Giganticaerulea alba' White hybrid of *Giganticaerulea* which has blue flowers. Very tall. Blooms mid-season.

Iris 'Gulf Coast Sunshine' Ruffled large buttercup yellow flowers. Slightly darker yellow chartreuse lined signals. 34" Mid-Late.

Iris 'Heartbreak Warfare' Standards medium red-rose with deeper red-rose lines, style arms yellow blended red-rose. Falls show some ruffling. Gold signals. 36" Mid-late.

Iris 'Hurricane Party' Large, slightly ruffled, full red-violet. Fragrant. 39" Mid-season.

Iris 'Hush Money' Standards cream with blue cast; falls cream, raised gold line signal. 36" Mid season. **H.M.**

Iris 'Ione' Rose-pink with yellow signal. 36"-48" Mid-season.

Iris 'It's a Boy' Lightly ruffled pale lavender blue, gold steeple signal edged dark blue, cream style arms shading to lavender, tipped blue; slight fragrance. 27" Mid-season.

Iris 'Jacaranda Lad' Soft blue self with lime green signals and pink style arms changing to jacaranda blue. 40" Mid season.

Iris 'James Faith' Standards blue purple, lightly ruffled, style arms blue with reddish cast. Falls darker blue purple, large golden yellow signal edged creamy white. 42" Mid. **A.M., M.S.D.A.**

Iris 'Kay Nelson' Ruffled grape-lavender, rounded yellow crests and lavender style arms. 24" Mid-season **M.S.D.A.**

Iris 'Kentucky Cajun' Tetraploid. Violet blue standards; falls darker blue. Gold signal, ruffled and flaring. 30" Mid-season. **A.M.**

Iris 'King Louis' Medium blue with lighter style arms cream tinged green. 24" Early.

Iris 'Lady of Lometa' Standards and falls light lavender, darker veining. Style arms white, yellow and lavender. Slight fragrance.

Iris 'Lake Sylvia' Brilliant cobalt blue with an orange-yellow signal. 24" Mid-season.

Iris 'Laura Louise' Vibrant yellow-orange flowers, bright yellow orange signals, short plant, vigorous grower. Mid-season.

Iris 'Little Rock Skies' Light blue-green with fine gold line signal. Late.

Iris 'Lone Star' Slightly ruffled blue-lavender self. Cartwheel form, all falls. Blooms mid to late-season on 34" stalks. **A.M.**

Iris 'Lorraine Rowles' Pure white standards, fine lime green signals; winter white falls, long golden orange steeple signal. 36" Early

Iris 'Malibu Magic' Standards violet blue veined violet blue; falls violet blue veined violet blue, narrow yellow green crest signal. Mid-season.

Iris 'Melody Wilhoit' Dark yellow standards; dark yellow falls, gold raised signal; dark yellow, slight green deep interior style arms. 36" **H.M.**

Iris 'Miss Gertie's Bonnet' Upright cream standards edged lavender, veined brown. Ruffled falls lavender. Gold signals. 44" Mid season. **H.M.**

Iris 'Mrs. Mac' Violet-blue self, large yellow signal 36" Mid-season

Iris 'My Friend Dick' Current red, bold gold yellow signal. 35" **H.M., A.M., M.S.D.A.**

Iris 'Noble Planet' Ruffled light yellow, veined yellow; yellow style arms. Mid-late.

Iris 'Ocean Fisher' Wavy-formed blue-violet, purple styles. 43" Late season

Iris 'Pastiche' Standards cream, pink edge, midrib yellow and tan, style arms cream touched tan, crests pinkish. Falls pink, paler line edge, pronounced fragrance. 52" Mid-season.

Iris 'Peter's Heir' Ruffled, purple bitone, feather-veined standards. 37" Early to mid- season.

Iris 'Pink Poetry' Ruffled shell pink, yellow steeple signal, creamy white style arms, shell pink crests; slight spicy fragrance. Mid-season.

Iris 'Queen Jeanne' Deep blue violet, lilac rim, falls with golden steeple signal overlaid on yellow blotch; style arms white blushed violet, lemon midrib; heavily ruffled. 41" Mid-Late.

Iris 'Red Beans' Rich, rusty red with yellow steeple signal outlined in deep red rust. Rusty red styles and standards. 32" Mid-season.

Iris 'Red Echo' Small scarlet-red flower, scarlet styles, gray-purple line signals, 36", may rebloom in fall. **A.M.**

Iris 'Red Velvet Elvis' Very dark red falls a shade darker than the standards, very velvety texture and light ruffling. Small orange-yellow signal, near black. 36" E-L **A.M., M.S.D.A.**

Iris 'Reflect' Violet blue, signals yellow; style arms brushed light violet blue. Mid-season

Iris 'Rochester Lilacs' Standards lilac, dark lilac line signal, white rim and reverse; style arms dark lilac, creamy white fringe and tip; falls slightly darker lilac, white rim and reverse, yellow-orange steeple signal; lightly ruffled. 38" Early to mid-season. **A.M.**

Iris 'Rose Cartwheel' Falls rose. No stands. Prolific grower in Houston.

Iris 'Royal Love' Stands magenta rose; magenta rose crest and style arms; falls magenta rose, large yellow lance-head signal. 36" Early to mid-season.

Iris 'Splitter Splatter' Off-white standards veined purple; pale yellow falls with random blotching and bleeding of beet-root purple. Bi-color. Very unusual flower. 31" Mid.

Iris 'Sun and Surf' Stands ice blue, olive green line signal; style arms lemon; falls pastel lemon veined darker, bright orange line signal extending petal length. 40" Mid-season.

Iris 'Sunny Episode' Stands ice blue, olive green line signal; style arms lemon; falls pastel lemon veined darker, bright orange line signal extending petal length. 30" Mid season. **A.M., H.M.**

Iris 'Suzanne Arceneaux' Hydrangea pink self. 34" Early.

Iris 'Susie G' Bright golden yellow self, ruffled and fluted around edges. 4-5 buds with double or triple sockets and branching at every bud position. Up to 12 open blooms gives bouquet effect. Raised dark orange signal veining out to the edge of the falls. 25" Mid.

Iris 'Sydney Harbour' Standards cobalt blue, style arms cream with lime green base and violet blue tip; falls deep cobalt blue, pale cream rim. White blotch overlaid with golden steeple signal, very deep cobalt blue surrounding area; ruffled. 48" Mid-season.

Iris 'Time Keeper' Violet edged violet blue, yellow signal on stands and falls. 47" Late.

Iris 'Voodoo Music' Ruffled violet purple, creamy yellow sunray signal; self style arms and crest. 28" Mid to late season.

Iris 'Voodoo Queen' Ruffled, dark violet-purple, yellow line signal. 36" Early-late. **H.M.**

Iris 'Waihi Wedding' White, lime green line signal on all petals, style arms lime green at base, white reflexed tips. Pronounced fragrance. 45" Mid to late season.

Louisiana Iris Medals

M.S.D. Mary S. DeBallion Medal. The top Louisiana Iris award voted by American Iris Society judges.

A.M. Award of Merit. Given by the American Iris Society.

A.D. Aussie Dykes Medal, given annually to the best of all Iris by the American Iris Society, rarely given to a Louisiana Iris.

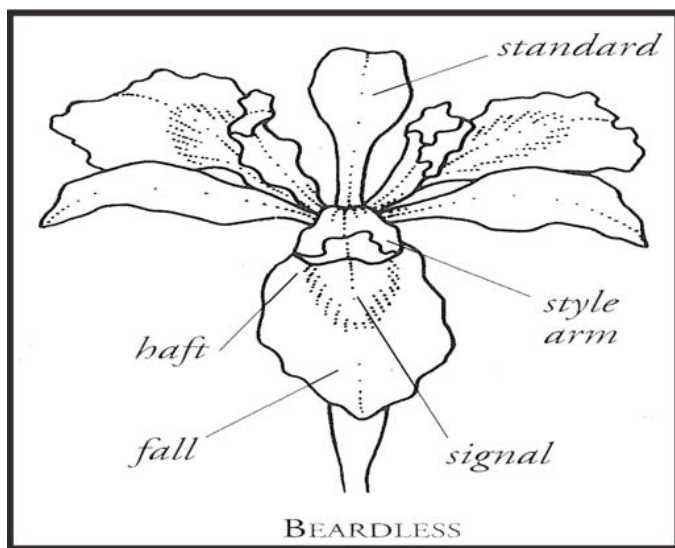
H.M. Honorable Mention. Given by the American Iris Society.

H.C. Honorable Commendation given by the American Iris Society.

Tall Bearded Iris The Tall Bearded Irises offered at the Mart are selected to thrive in mild climates and can be very difficult to grow in Houston's hot, humid climate. These irises need friable, slightly alkaline soil, careful watering, and sun. Light is very important.

A raised bed or container is necessary. Plant rhizomes 18"-24" apart, just below the surface of the soil, with 1/4" soil on top. Keep watered, but not wet, until new growth appears.

Fertilize in small amounts 6-8 weeks before bloom is expected in late March and early April. While blooming, keep the beds damp but not wet to promote blossoms. After flowering, water less often. They may be transplanted from August to mid-October. Mulch for the winter, but remove all mulch in spring. ☀



Spuria Iris Spurias do not like to be disturbed; keep them in the same place for a number of years. Because their height is 3-5', they are usually planted in the back of a bed or along a fence; they are ideal vertical accents. Plant 1-2" deep, with good drainage. Heavy watering in spring will increase growth and bloom. Cut foliage to the ground in late summer. New growth will start in the fall or spring. They are not affected by serious disease except crown rot (fungus), which is hard to eradicate. The flowers are long-lasting and great in arrangements. ☀

Perennials Outside Tent

Perennials are plants that will often return for more than two years and sometimes last for generations. As soon as possible, plant your perennials and mulch. The root system will establish itself as it enters the dormancy of winter. Foliage and stems may turn brown, but the plant is not dead. Prune in spring after the last freeze and enjoy the new growth. During blooming season, remove spent blooms to encourage new ones.

This year, we have divided the Perennial booth into 5 sections (Sun to Part Sun; Shade to Part Shade; Butterflies; Texas Natives; and Ferns, Grasses and Groundcovers). Of course, some plants fit into 2 or 3 categories, so please be sure to ask one of the volunteers if you need help finding a plant.


Sun to Part Sun (See also Butterfly Section)


These plants like bright sun, and can generally take the heat of our summers with regular irrigation. Some become drought tolerant over time. Many require a minimum number of daylight hours to bloom well.

Achillea mille folium “OERTEL’S ROS” (aka Old Rose Pink) Bright rosy-pink flowers grace the short sturdy 12" stems of this yarrow from May into July. Cutting for drying or arrangements will encourage re-blooming. Blooms fade gracefully to white.

Aechmea recurvata HARDY BROMELIAD *Bromeliaceae* 1' tall, 2' wide. Ideal for rocky wall or container. Needs good drainage and prefers consistent water. Bright pink/red flower held low in cup in spring. Cold hardy, shelter from north wind.

Bletilla 'Kate' CHINESE GROUND ORCHID ‘Kate’ *Orchidaceae* Terrestrial orchid with magenta flowers. Protect early shoots from late frost in spring. Average water needs; do not overwater. Will naturalize and should be divided every 2-3 years. 12-18" tall, 6-12" wide. ☞ Naturalizes in Houston. Suitable for container.

Calliandra emarginata DWARF FAIRY DUSTER This species has dwarf growth habit, and blooms year round. The plant is always covered with flowers. The name Calliandra comes from Greek which means “beautiful stamens”. 

Duranta 'Cuban Gold' cuban gold *Duranta* *Verbenaceae* Tropical shrub that adds interest and brightens garden with yellow/lime-green, shiny foliage. 18-24" tall, 6-15" wide. Drought tolerant once established. 

Eupatorium coelestrum Blue violet flowers from late summer to front. Full sun or partial. Can be a groundcover for shade but then it may not flower. Attracts butterflies. Good for borders but can spread quickly.

Nierembergia gracilis STARRY EYES NIEREMBERGIA This marvelous Yucca Do selection of the Argentine desert native is one of the finest plants for summer flowering in full sun. Forms a tight mound of linear foliage 10" tall x 18" wide. From spring until fall, the clump is smothered with up-facing, light lavender bells. Good drainage and 6 hours or more of baking sun are required for best performance. Is not winter hardy, but makes a great mixed container plant.


Odontonema strictum Blazing red blooms through Fall and Winter. Great way to fill a bed quickly with color that lasts until Spring. Will not tolerate long periods of cold. If it freezes back it will come back in Spring. ☼

***Orthosiphon labiatus* PINK SURPRISE BUSH**

Mint-like leaves with pink salvia-like flowers spring to fall. Root hardy. Needs some direct sun to bloom. 3'tall by 3'wide. ☼

***Pentas lanceolata* EGYPTIAN STARCLUSTER** White, upright clusters, ideal for flowerbeds and containers. They do require regular watering. Attracts bees, butterflies, and hummers. Plant in full sun or part shade

Russelia equisetiformis* CORAL FOUNTAIN PLANT/HORSETAIL *Scrophulariaceae
Mounding sub-shrub with scarlet tubular flowers and open, airy growth habit. Bright green, 4-5 foot long, arching stems that add textural contrast.

***Russelia equisetiformis* 'Aurea' YELLOW FIRECRACKER FERN** The white flowering fountain plant is somewhat less popular than the bright red flowering cultivar. As with the red flowering plant, this one produces wiry green stems, and with age they have a nice cascading form when planted in a raised bed. Butterflies and hummingbirds are attracted to the flowers. 

***Russelia sp.* ST. ELMO'S FIRE TALLER**, straighter, darker! This new selection has all of the great attributes of the species – fine foliage, lush mounded habit, slender, graceful stems, and bright red-orange tubular flowers. What sets St. Elmo's Fire apart is that it has a more upright form and the flowers are a darker, showier red. Maturing to 4' – 6' in height and 6' – 8' wide. Sun, moist, well-drained soil.



Serissa foetida* 'APPLE BLOSSOM' *Rubiaceae Semi-evergreen shrub rare to the nursery industry. Can be grown in container or in landscape. Blooms May through August. Makes an excellent bonsai specimen. Mature size in the landscape 3' tall, 4-5' wide.

***Tagetes lemonii* COPPER CANYON DAISY** Yellow, daisy-like flowers from fall into winter; very fragrant foliage. Deciduous. Prune to size mound wanted; discontinue pruning by mid-summer. Drought tolerant. Deer resistant. 3' by 4'.

***Tagetes lucida* MEXICAN MINT MARIGOLD** Yellow flowers in fall. Culinary use as tarragon-flavored herb. Root-hardy to lower teens. 3' tall by 2' wide and spreading.






Shade to Part Shade ● ◐

Most of these plants perform well in low light conditions. Some can handle deep shade, but the majority would do best in dappled morning sun or a bright understory situation. Most cannot take the heat of a cloudless summer afternoon here. Plants with light colored foliage or white flowers are especially good at brightening up a shady garden.



Clerodundum incisum **MUSICAL NOTE** Semi shade/morning sun—avoid full sun. Delicate white flowers that unroll that bloom in Summer and Fall. Well drained moist soil. It will freeze so mulch heavily in Winter. Can be grown in large containers

Dianella tasmanica 'variegata' **VARIEGATED TASMANIAN FLAX LILY** *Liliaceae* Strappy, evergreen leaves held in fan-like sprays. Lavender-blue flowers in summer followed by metallic blue seedpods. 2'-3' tall; 20" wide. Grow in woodland border with part sun or container.

Drimiopsis maculata. **AFRICAN HOSTA**. *Asparagaceae*. Low-growing, deciduous bulb from South Africa that resembles a hosta, but grows well here. Cluster of somewhat fleshy, oblong leaves. 6-12" flower spikes. Moderate water, well-drained soil. Divide every few years. ● ◐

Euonymus americanus **STRAWBERRY BUSH/HEARTS-A-BUSTIN'** *Celastraceae* (Bittersweet family) Airy, deciduous shrub that grows 4-6' tall. Pale green, inconspicuous flowers in spring, followed by bright red seed capsules that open in October to reveal orange seeds. Best for woodland/naturalized garden. Fruit considered poisonous to humans.   

Justicia 'Lemon Sorbet' **SHRIMP PLANT** Butterfly and bee attractor. Average water needs which means to water regularly. Consistent moist soil. Light shade.

Spigelia marilandica 'Indian Pink' **INDIAN PINK** *Spigelia* - *The 2010 Montine McDaniel Freeman Horticulture Medal winner/Garden Club of America plant of the year*. Clump forming perennial, thrives in fertile soils in semi-shade. Deer resistant. Bright red trumpets with yellow throats spring to summer. Use in bright woodland setting. 24" tall by 18" wide. Divide in spring.  

Tricyrtis **TOAD LILY** *Liliaceae* Best known for miniature, orchid-like flowers, ability to bloom in shade, and its late summer/early fall flowers. Needs moist, but not boggy soil. Cold-hardy. To 3' tall by 2'-3' wide and spreading. ● ◐ ● ☞

T. formosana **TOAD LILY** Brown or maroon buds open to white/pale lilac flowers spotted with purple. Dappled to full shade. Consistent moisture. ● ◐ ●

T. f. 'Alice Staub' Grown by the late Alice Staub, renowned GCH horticulturalist. Flowers more blue than traditional toad lily. Early bloomer. Dappled to full shade. Consistent moisture.

Butterflies

Butterflies use many plants for nectar, and a few selected plants for larval food. The plants we have in our Butterfly section are especially appealing to area butterflies. Many plants in our “Sun to Part Sun” section, as well plants from other booths at the Mart, will also provide nectar and larval food for butterflies.

The most important thing to remember is that in order to attract butterflies, you must tolerate some “pests” such as aphids and caterpillars. This means you should not use chemical pesticides. There are organic methods of pest control, assuming you identify the pest and decide to eliminate it.

Butterfly plants are beautiful in the warm months, but they may be unattractive or vanish altogether in the colder months, so keep this in mind when considering placement. It is helpful to plant them in drifts, in a sunny location that is protected from strong winds.

Milkweed Collection especially for Monarchs:

***Asclepias curassavica* MEXICAN BUTTERFLY WEED/ TROPICAL MILKWEED**

Asclepiadaceae Red-orange and yellow flower clusters, 2” to 4” across, blooms summer to fall. Native to Mexico, but well acclimated to our climate. Tolerate part shade, but blooms less frequently. Cut back to 6 inches in early winter to encourage Monarchs to continue their migration. Plant will return from the roots in spring. 3’ tall 2’ wide. Moist, well-drained soil. ☀️🌙🦋🐛

***Asclepias viridis* GREEN ANTELOPE-HORN MILKWEED** Native milkweed often seen along roadsides in Texas. Prefers sandy or rocky soil. 1-2’ usually with numerous stems emerging from the root crown. Yellow-white flowers with a purple tinge. Foliage has a coarse texture and leaf shape is highly variable. Freezes down in winter, returns in summer.

Cuphea CUPHEA Lythraceae (Loosestrife family) Upright, mounding, evergreen perennial with glossy foliage and flowers spring to fall. May freeze to the ground in harsh winter, but will return in spring. Prune to maintain desired size. Flowers suggest a lit cigar or firecracker. Hummingbird magnet! ☀️🌙🦋🐛🐦

***C. ignea* ORANGE CIGAR PLANT** 2-3’ tall and wide. Orange tubular flowers.

***C. ignea* PINK CIGAR PLANT/LITTLE BATFACE CUPHEA** 2-3’ tall and wide. Bright green leaves. Pink tubular flowers with purple fringe.

***C. llavea* BIG BAT FACE** Red and purple blossoms resemble bat faces-children love them! Drought-tolerant. 18”-24” tall. ☀️🦋🐛🐦

***Foeniculum vulgare* BRONZE FENNEL** Butterfly host plant for the pipevine swallowtail. This herb can grow to 3ft tall. Full sun and well-drained soil. Can replace green fennel in recipes.

***Ocimum kilimanscharicum* AFRICAN BLUE BASIL** Strong camphor scent. Attractive ornamental. Leaves start purple when young then turn green when they reach full size retaining purple veins.

Salvia Lamiaceae Distributed throughout the temperate and sub-tropical regions of the world, Salvias are members of the mint family. More than 900 species of Salvia occur worldwide, with well over half occurring in the Americas. Plants usually have square stems and opposite leaves, with 2-lipped flowers of unequal length, the lower lip usually spreading. Plants are generally sturdy and thrive with irregular care and water. Protect from excessive winter moisture. 🌞🌑🦋🐝🐦🐦

S. azurea PITCHER OR BLUE SAGE. 3-6 ft tall, delicate with large 2 lip blue flowers that form a spike-like cluster of flowers. Spring-fall, part-shade and can be dry.

S. greggii RED SALVIA Native, 3' with oval leaves and produces bright red flowers spring-fall. Sun, well drained soil and drought tolerant.

S. leucantha MEXICAN BUSH SAGE. One of the most successful salvias in our zone. Velvety soft purple bloom spikes with white calyx in summer. Drought tolerant once established.

S. oxiphora FUZZY BOLIVIAN SALVIA Flowering sage from the highlands of Bolivia. Broad deep green leaves create a uniform backdrop to the clusters of fuzzy red blooms, Fast grower. Flowers late July to frost.

S. splendens DANCING FLAME Variegated green foliage with large bright red flowers. Blooms in the summer, requires well-drained soil.

S. x sylvestris MAY NIGHT Tall spikes of indigo blue flowers, blooms in summer, will re-bloom if deadheaded. Drought tolerant.

S. microphylla 'Hot Lips' Unique red and white, bi-color flowers in cool weather. The hotter the temperature, the redder the flower. Drought-tolerant and deer-resistant. Trim back in early spring to reduce legginess. 3' tall, 4' wide. Needs good drainage.

S. sinoloensis 'Bicolor Sage' Small, neon-blue flowers with white spots on lower lip. Mounding burgundy-tinted foliage. Water regularly; do not overwater. 8" tall, 8"-12" wide. Suitable for container.

Senna corymbosa CASSIA Yellow flowers that bloom repeatedly from late spring to mid Fall. Full Sun. Drought tolerant suitable for xeriscaping. 4-6' tall

Verbenaceae lantana Woody perennial that all pollinators enjoy. Spreading growth habit, frost tender, 🌞🦋🐝

V. l. 'New Gold' Yellow flowers bloom repeatedly late spring to early fall. 6"-12"


V.l. 'Silver Mound' White flowers with yellow centers, low maintenance groundcover.










Texas Natives



Texas native plants are important to the local insect population. These insects, in turn, become food for the next level of the food chain - baby birds, lizards, frogs, etc. and enable new generations of wildlife to be born. Planting natives and providing a water source are the best ways to support native wildlife. Also see our Ferns, Grasses and Groundcovers section to find native grasses.





There is some debate over how to define "native." We have chosen to include plants native to our gulf coast region, as well as plants native to different parts of our state. Plants that are native to the gulf coast should thrive with little care here. Plants from neighboring regions can do well if you note preferred soil conditions (for example, organically rich bottomland vs. sandy loam) and either amend soil or use containers. Good air circulation is important to correct for high humidity – some plants love it and some plants dislike it. Consider salt tolerance if you are planting on the coast.

Aesculus pavia* RED BUCKEYE *Sapindaceae Grows to 15' tall, 10' wide. Conical shrub or small tree with long, palmately compound, shiny leaves early spring through July. Red flowers on conical panicles 4-10" long in early summer attract hummingbirds. Smooth-skinned fruit called "buckeyes" ripen in the fall. Seeds are poisonous to almost all wildlife. Full sun to part shade. Drops leaves in extreme heat. Deciduous. Medium water. 


Anisacanthus wrightii* FLAME ACANTHUS *Acanthaceae Cone-shaped shrub with spikes of bright orange-red tubular flowers from June to frost. Deciduous. Cut back before buds swell in early spring. Drought-tolerant. Deep water, then dry. 2-4 Feet tall and wide.    

Coreopsis lanceolata* LANCELEAF COREOPSIS *Asteraceae Bright yellow, ray flowers April-June. This plant forms colonies along roadsides; use as border along sidewalk or driveway. Tolerates heat, humidity and drought. 24-30" tall. Deadhead frequently to keep in bloom. Suitable for container.   

***Dalea candida* White prairie clover.** 8-10 slender 1-2 ft. stems and groups of short narrow leaflet. Individual white flowers cluster round cylinder cone. Blooms spring-summer, drought tolerant, but can handle summer water.  

Echinacea purpurea* CONEFLOWER *Asteraceae From summer to autumn, bears 5" flower heads with purplish-red flowers and conical brown disc centers. Great cut flower. Likes heat. 3'-4' by 18". Moist, well drained soil. Do not over water.    

Equisetum hyemale* HORSETAIL *Equisetaceae Spreading, reed-like perennial with evergreen stems that are jointed. Sun, part shade or shade. Keep in a pot to prevent spreading. Prefers consistently moist soil. Dragonflies love to perch on this native

***Gaillardia pulchella* Indian Blanket.** Native wildflower 18-24" with 2" yellow and deep red daisy like flowers. Blooms spring – fall, heat and drought tolerant, full sun with good drainage. 

Gaura lindheimeri 'Pink Cloud' Arching spikes bear many 1" pink blossoms, closely set on stems spring to fall. 5' tall by 36" wide. Prefers good drainage. Texas native.

Drought tolerant once established. 🇹🇽 🦋 🐝 🐦

G. lindheimeri 'White Butterfly' Arching spikes of white flowers.

Hibiscus coccineus 'Red Texas Star' RED TEXAS STAR HIBISCUS Scarlet star shaped flowers 6" across in summer and early fall. Dies back in cold, returning from woody base in spring. Mature size 10' tall by 4' wide. Moist, well-drained soil. Sun



Liatris pycnostachya GAYFEATHER Asteraceae Lavender spikes on tall, feathery stalks. Drought-tolerant once established, deer-resistant. Prefers sun and moist, well-drained soil. Protect in winter with dry mulch. 3'-4' tall in summer. Sun 🦋 🐝 🇹🇽

Lobelia cardinalis Cardinal Flower Acanthaceae 2-6' tall with showy scarlet red flowers in summer. Moist to wet, humus-rich soil. 🌑 🦋 🐦 🇹🇽

Malvaviscus arboreus drummondii NATIVE RED TURK'S CAP Malvaceae Small red upward facing blooms summer and fall. Petals only partially unfold. Heart-shaped, bright green leaves. Deer-resistant. Evergreen. Prune to keep confined or when leggy. Provide 4-6 hours of direct sunlight for best results. Prefer moist, well-drained soil.

Most varieties do well in sun to light shade. 🐝 🐦 🇹🇽

M. a. drummondii 'Pam's Pink' Many pink upward facing blooms. 4'-6' tall.

M. a. drummondii 'White Lightning' WHITE TURK'S CAP New Greg Grant introduction with more vigorous growth habit and flower production. White flowers on dark green foliage.

Monarda fistulosa x bartlettii 'Peter's Purple' BEE BALM Lamiaceae (Mint family) Purpley, pink frilly flowers on 3-4' tall plant. Blooms summer to fall. Prefers moist, well-drained soil in sun to light shade. 🦋 🐝 🐦 🇹🇽



***Pavonia lasiopetala* TEXAS ROCK ROSE**

Malvaceae Bright pink flowers bloom spring and summer. Drought tolerant once established. Trim lightly throughout season. 2' tall, 3' wide. Sun to Part Sun 🦋🐝🐦🇺🇸

***Penstemon tenuis* GULF COAST PENSTEMON**

Acanthaceae Evergreen perennial with mounding habit. 2'-3' flower stalks of tubular lavender flowers held above foliage in spring.

Phlox paniculata sp. Texas Phlox/ Texas Pink Phlox **Acanthaceae** Fragrant, pink flowers.

Clump-forming plants 2'-4' tall. Prefers moist, well-drained soil. ⚙️🌙🇺🇸

Phylla nodiflora TURKEY TANGLE FROGFRUIT **Verbenaceae** Low, spreading ground cover growing up to 1' tall. Flowers are white to pale pink and provide nectar for butterflies. Foliage serves as larval host for common buckeye and phaon crescent. Can tolerate dry to moist soil. Excellent tolerance to foot traffic. Primarily recommended for natural landscapes and habitat restoration. Sun to Part Sun.

Rudbeckia nitida var. texana. Texas Coneflower. Yellow flowers, dark cones on 2-4" tall stalks. Blooms in summer, sun to part sun. Prefers heavy, moist soil. 🦋🐝🐦

Rudbeckia maxima GIANT RUDBECKIA (CONEFLOWER) **Asteraceae** Distinctive powder blue foliage gives rise to stately 6'-7' flower stalks in summer. 3" yellow ray flowers dangle from raised conical brown centers. Should be cut back after blooming and planted in mass for best effect in landscape. Prefers sandy or silty soils with consistent moisture. Sun 🦋🐦🇺🇸

Scutellaria suffrutescens Pink Skullcap forms a 6-8" mound of tiny foliage and is smothered with small snapdragon-like bright pink flowers and gray green foliage, semi-evergreen and tough. Blooms spring-fall, sun to part sun and good drainage. Pollinators.

Zexmenia hispida ORANGE WEDELIA, TEXAS CREEPING OXEYE **Asteraceae** Bouquet-like shrublet with golden-orange flowers summer to fall. 1-3' tall, 2' wide.

Drought tolerant. Needs good drainage. ⚙️🌙🦋🇺🇸



Rose

Rosaceae

Outside Tent

The majority of roses sold at the Mart are “Heirloom” roses, among the best-loved shrubs in the South. We sell roses grown “on their own root stock.” These are not “grafted” roses, which generally require more care and chemicals, but roses as easy to grow and as carefree as their forebears.

Growing Instructions: Plant roses in an open, well-drained area that gets at least 6 hours of direct sun; a location with light shade during the hotter part of the day will keep flowers from fading. Plant the bush in the ground at a depth and width of the pot in which it comes. Water thoroughly to remove air pockets and settle soil around roots. Mulch well. Soak deeply every 7-10 days. Keep leaves dry to avoid fungus but if needed, spray with 2 tbsp. baking soda in 1 gallon of water. Spray tops and undersides of leaves in morning or early afternoon. Roses with few petals (under 30) may go from bud to wide-open blossom in several hours. The more petals the rose has, the longer it will take to open and the longer it will last!



Pruning Instructions: Our roses do not require the severe pruning methods used for Hybrid Teas. While thinning of old, crossing, or crowded growth can be done in February or March, most dead or diseased branches can be removed any time of the year. Climbers and one-time bloomers should be pruned after blooming. Our hot summers can be difficult for roses, and so you may wish to consider a light pruning and fertilization in August to encourage fall flowers.

For more information on Roses:

Antique Rose Emporium www.wearerose.com
Houston Rose Society www.houstonrose.org
Heritage Rose Group www.heritagerosegroup.org



“Among the heirlooms for a Southern gardener are the horticultural treasures our great-grandparents loved. And above all other flowers, they loved roses. These survivors from lost gardens are special.... old roses are living reminders of our heritage. Every spring they create anew their colors and perfumes, and in their vigor and grace, they keep our past ever young. These flowers are not copies, not “restored”, not a re-creation. They are the real thing...to be cherished and lovingly preserved. Besides their charm and beauty, old roses are also tough. In the days before garden hoses, sprinkler systems and pesticides, these old sorts flourished and, once established, survived on old homesites and cemeteries without care. Decades of climatic extremes and often the bulldozers of developers have killed the weaklings, leaving a select group of survivors. And the majority of these antique shrubs simply sneer at the attacks of insects and diseases.”

“The definition of an old rose is somewhat nebulous. The American Rose Society classes as “old” any rose introduced before 1867, but most collectors are more lenient, considering as eligible any rose 75 + years old, if it exhibits typical old rose characteristics. One thing is the unforgettable true rose perfume that lives on in undiluted form in many old roses. In addition, old roses, for the most part, are superior shrubs. Old roses have an inherent beauty of form and healthy foliage, qualities that do not diminish over the years, and ones that make them particularly useful as landscape plants.”

Antique Roses for the South, William C. Welch, Ph.D.



Shrubs Outside Tent

- Aloysia virgata*** ALMOND VERBENA *Verbenaceae* Small, white, almond-scented flowers spring to fall. Semi-evergreen. 12'-15' tall. ☀️🦋
- Brunfelsia pauciflora*** YESTERDAY-TODAY-AND-TOMORROW *Solanaceae* Purple changing to white flowers spring to summer. To 3'-10' tall.
- Buddleia*** BUTTERFLY BUSH *Buddlejaceae* Colors range from pure white to purple, blue, pink, red and lavender. Hardy. ☀️🌙🦋
- B. davidii*** 'Buzz Ivory' Dwarf variety. panicles of white flowers bloom summer-fall, good for large pots or terraces.
- B. d.*** 'Blue Chip' Averages 2' tall and wide. Continuously blooms through the summer and fall covered with short spikes of lavender-blue fragrant flowers.
- Calliandra emarginata*** DWARF POWDERPUFF *Fabaceae* Funnel shaped, hot pink flowers bloom spring to fall. Evergreen. To 3' tall. ☀️🌙🦋🐦
- Callicarpa americana*** BEAUTYBERRY *Verbenaceae* Small lilac or pink flowers in summer followed by tight clusters of violet to purple berries. Bloom and fruit on current season's growth, prune in late winter. Can reach 9'. 🌙🐦
- C. americana*** var. *lacteal* small white flowers and clusters of white berries.
- Cephalanthus occidentalis*** BUTTONBUSH *Rubiaceae* Small, very fragrant white-to-cream flowers have projecting stigmas that give the flower clusters the appearance of a pincushion. Blooms early summer to fall. Open-branched deciduous shrub with glossy, mid-green leaves veined in red. Deadhead regularly. Tolerates wet soil. Waterfowl and other birds eat the seeds. ☀️🌙🦋🇺🇸
- Clerodendron*** BLUE BUTTERFLY Blue flowers that resemble butterflies, partial shade, water freely. Will freeze to ground in winter but will come back
- Duranta erecta*** 'Sweet Memory' GOLDEN DEWDROP *Verbenaceae* Evergreen, bushy shrub or small tree, grown for attractive, small, blue, lilac, or white flowers in the summer followed by yellow berries. 6'-15' tall. ☀️🦋
- D. erecta*** 'Alba' white, Sun, part sun 1-2 ft. Keep moist but do not overwater. Low maintenance. 🦋
- Euonymus americanus*** STRAWBERRY BUSH Dark green leaves, best grown in light shade, needs water, moist soil. Can get 6-12 ft. Pale green flowers and bright red fruits open in fall to reveal orange seeds.
- Gardenia jasminoides*** *Gardenia Rubiaceae* Shrub with greyish bark, dark shiny green leaves with fragrant, white gardenia blossom. Neutral to acidic soil. Protect from freezes. 🌙❄️✂️
- Hamelia patens*** - HUMMINGBIRD BUSH – mix of sun and shade. Not too hot sun. Morning sunlight, afternoon shade. Do not overwater.
- Hibiscus cardiophyllus*** HEARTLEAF HIBISCUS Native that is tough. Grows 2'-3' tall and wide. Extremely drought tolerant once established. Soft velvety heart shaped leaves with rich coral red flowers. Needs excellent drainage and full sun. 🦋

Hydrangea quercifolia 'Semmes Select' OAKLEAF HYDRANGEA Attractive, peeling, orange-brown bark in fall. Large, white flowers, pink-tinged with age. Grows best under trees (holly or pine). ☀️🌳

H. macrophylla 'Penny Mac' Massive tinged-blue flower heads, long blooming and fast growing, Great for containers. ✂️

Lespedeza liukiensis 'Little Volcano' Fabaceae Grown for profuse, small, pea-like flowers. Excellent late-flowering plant. 5' tall. ⚙️

Prunus Glandulosa DWARF FLOWERING ALMOND This small, deciduous shrub is typically 2.5' tall by 4' wide. Although the plant is more often used by itself in a prominent location in the front yard, a better use for this plant would be a mass near the front of a large shrub bed, just as we might use an azalea. The plant will do best in full sun. There are no serious diseases or insect problems. Realistically, they have pink flowers similar to carnations.

Serissa foetida 'Kowloon' Rubiaceae Pink buds open to star-shaped, white flowers in summer. Wiry-stemmed, bushy shrub with variegated leaves. Shelter from cold, drying winds. 2'-3' tall.

Thryallis galphimia GOLDEN SHOWERS THRYALLIS, Small shrub with golden flowers, fast growing, drought tolerant. 6' tall

Vaccinium darrowii 'Rosa's Blush' – Rosa's Blush Dwarf Blueberry Every texture that fruits. Rosey colored new growth, dusty blue-green foliage, light pink bell shaped flowers in early Spring. Grown mainly for its compact habit and beautifully colored, ever changing foliage. Evergreen to the low 20's. acidic soil, 2'-3' in height ⚙️🌑

Viburnum macrocephalum Slow growing, deciduous, dense beautiful shrub. 10'-12' tall. Large white flowers in late spring. Leaves are purple-tinted in fall.



Small Bulbs Annual**Inside Summers Hall**

Allium Liliaceae Likes good drainage and sandy loam. Plant at depth 1-1/2 times the diameter of bulb, 2"-3" apart for small bulbs, 8"-10" for larger ones. Will increase by offset or reseeding. Summer blooms. ☀️🌙🦋✂️

A. hollandicum Purple Sensation Vibrant Purple globes, plant in fall, blooms late spring. 32" tall.

A. schubertii 100 pink rose shape flowers that look like fireworks, fragrant blooms late season, 16"-30" tall.

Anemone Ranunculaceae Grown for beautiful, open flowers. Plant in Nov. 6"-8" apart, 1" to 2" deep, in well-drained soil. Soak tubers in warm water with 1 oz. fish emulsion and 1 oz. molasses for no more than 2 hours before planting. Plant tuber scarred side up or on its side. ☀️🌙🦋✂️

Anemone Bicolor Each flower is two tone white with ring of red, great in containers. 8"-10". Early to mid season.

De Caen Group Single flowers with 5-8 petals.

A. c. de Caen 'The Bride' Pure white with green eye, 8"-12" Late season.

A. c. de Caen 'His Excellency' Scarlet with black center 8"-12", Late season

A. c. de Caen 'Lord Lieutenant' Double, Magnificent deep-blue; 8-12" perfect for underplanting and borders.

A. c. de Caen 'Mixed' Red, pink, white, blue with black eye

A. c. de Caen 'Mr. Fokker' Single, light blue with black eye.

St. Brigid Group Double-flowered.

A. c. St. Brigid 'The Admiral' Semi-double, violet sword shaped petals, 10"-12", Late season

A. c. St. Brigid 'Bi-color' Semi-double, white poppy shaped with black and red eye, 10'-12"

Crocus Iridaceae Small, goblet-shaped flowers often with interiors of contrasting colors. Mass them for best effect. Plant corms in November, 1"-2" apart, 1/2 their own depth, in irregular clumps or drifts. ☀️

C. 'Jeanne d'Arc' All white

Iris (Bulbous) DUTCH IRIS Iridaceae Plant Oct.-Nov., 4" deep, 6" apart; water deeply after planting. Water sparingly until growth starts; after that, water often, taking care not to over-water. Fertilize in spring. ☀️🌙✂️

I. 'Telstar' Brilliant blue standards with yellow splotches. Most widely grown Iris in the Netherlands. 18"-20", Mid to Late season.

I. 'White Van Vliet' Mid. White, 18"-20". ✂️

Ixia AFRICAN CORN LILY Iridaceae Grown for star-shaped brightly colored spikes in, pink, white, salmon, and green flowers. Bloom spring-summer. Plant 2" deep on 2"-3" centers. 16"., Late season. 🌙



Small Bulbs Annual
Hyacinths/Hyacinthus
Liliaceae
(Pre-Order Only)



Along with tulips and daffodils, hyacinths are considered a “must-have” spring bulb. Their glorious, thick spikes of fragrant, bell-shaped flowers rise from narrow, bright green leaves. In Spanish, hyacinth is *jacinto* as in San Jacinto or Saint Hyacinth.

Planting: In Houston, Hyacinths must be stored in the refrigerator for 8 weeks prior to planting. Store in a mesh bag on an open shelf not subject to moisture. Keep dry. Plant in mid-November in a well-drained bed with 2” of soil mixed with bone meal or super-phosphate above the tops of the bulbs; space 5”-6” apart; if there are squirrels, eliminate the bone meal, or they will dig up your bulbs. Blooms 6 to 8 weeks after planting. May also be forced in pots or in special hyacinth glasses. In pots, leave the tip of the bulb above the soil surface. 8”-12” tall. Although sun-loving, Hyacinths will tolerate some shade. ☀️🌙☠️🐝

Dutch Hyacinth

H. orientalis Common Hyacinth Large, dense, fragrant spikes (racemes) of up to 40 waxy, bell-like flowers bloom in early spring. The larger the bulb, the larger the spike. Bright green leaves. 6”-14” tall.

H. o. 'Antartica' White, large dense flowers, 8"-12", Mid season.

H. o. 'Blue Jacket' Cool blue, richly perfumed, 10"-12", Mid season.

H. o. 'Pink Pearl' Pastel Pink, 10"-12", Mid season.

H. o. 'Purple Sensation' Violet with cream edge, 8"-12", Mid season.

Small Bulbs *Perennial* Inside Summers Hall

Freesia Iridaceae (Single and Double Mixed) Fragrant flowers on wiry, 14” stems, blooms winter to early spring. Plant Oct.-Nov. 2” deep, 2” apart, in rows 4”-6” apart. ☀✂

Ipheion ‘Whisley Blue’ Lilac blue, star-shaped scented flowers. Vigorous, clump-forming. Good in rock gardens or as underplantings. 4”-5”. ☀🌑

Leucojum aestivum SUMMER SNOWFLAKE ***Amaryllidaceae*** Bell-shaped, white flowers with green tips in spring. Plant in fall 2” deep. ☀🌑

Muscari armeniacum GRAPE HYACINTH ***Liliaceae*** Small, violet-blue flowers with white tips. Plant Oct.-Nov. for blooms in Feb.-Mar. ☀🌑

M. armeniacum botryoides album White, early bloomer

M. ‘Pink Sunrise’ Small pale pink flowers.

Scilla Liliaceae Many 1” bell-shaped flowers in terminal clusters on 6”-10” stems; narrow, grass-like foliage; blooms early March. Dormant in summer. Plant in Oct. 1”-2” deep, 3”-6” apart. ☀🌑

Sparaxis WANDFLOWER ***Iridaceae*** Mixed. Loose spikes of brightly colored flowers bloom Mar.-April. Mixed colors, yellow to salmon and rose to purple. Plant in groups 2” deep, 3”-4” apart in Nov.-Dec. 12”-16” high. ☀🌑

Watsonia BUGLE LILY ***Iridaceae*** Showy spikes of tubular flowers on erect stems. Plant 6” deep, 5” apart in Oct.-Nov. in light, well-drained soil. Do not let them dry out in summer. Up to 6’ tall. ☀

W. ‘Cherry Splash’ Red.

W. ‘Early Dawn’ Orange.

W. ‘Flamboyant’ Deep rose.

W. ‘Snowbell’ White.

W. ‘Snow Queen’ White.



Succulents Including Cacti Outside Tent

Succulents and cacti are valued for their unique shapes and low care needs.

The approximately 10,000 species of succulents come from many regions worldwide, are classified into six families, and 25 percent of those are cacti.

They are best grown in Houston in pots or very well prepared raised beds with full sun. Many need protection from our inches of rain outside under a covered porch with full sun or filtered light. Most will survive a light freeze unless from the Madagascar area or a tropical region. It is important to consider origin of country and altitude to determine the best planting type and location for the succulent that you fall in love with, this will ensure success and survival. All cacti are succulents. Many cactus require a more porous and aerated soil than most other succulents to ensure success. As with all plants the most important element to begin with will be soil mixture, which for these plants should be a cacti and succulent mixture, with rapid functioning drainage. Consider the growth rate and your container and whether you are buying for indoors or outdoors when purchasing your plant.



Trees

Outside Tent

Trees are often divided into two categories: shade and ornamental. Most shade trees are slow-growing and live longer. Ornamental trees are usually understory trees – about half the size of shade trees. In partial shade, they grow in a woody manner; put them in full sun and they fill out into dense, well-rounded, small trees with more blooms and fruits. When planting a tree, make a hole 1-1/2 times larger than the root ball. Plant the tree slightly high in the hole to allow for settling of the soil.

Great Small Trees for Houston. Designated by a ♥. This list was compiled by the The Garden Club of Houston to celebrate the Garden Club of America's Centennial. Choices were based on three criteria: native to our area and likely to thrive with little maintenance; exceptional beauty and the widest possible range of season interest; and habitat benefits, particularly for birds.

***Acacia wrightii* WRIGHT ACACIA Leguminosae** Small, fast growing, thorny tree with multiple trunks. To 10' tall. Pale yellow, fragrant flowers in spring. Attracts bees. Cannot tolerate wet soil. Very drought tolerant. Semi-evergreen. Ornamental. ☼☾

***Acer* Maple Aceraceae** All maples prefer well-drained soil, but must have moisture available in the root zone during leaf period. Deciduous.

***A. leucoderme* CHALK MAPLE.** Orange to red fall color. Small white flower in April. To 30' tall. Deciduous. Fast growing ornamental. ☼☾👉♥

***A. rubrum* var. *drummondii* SAN FELIPE DRUMMOND RED MAPLE.** Fast-growing maple with excellent yellow to red fall color and red flowers on female trees in spring. Not long lived (50 years.) 40' tall. Best maple for Houston. Deciduous. Part-shade to full sun. All soils. Shade Tree.

***Aloysia* ALMOND VERBENA Verbenaceae** Aggressive multi-trunk shrub or pruned into a small tree with very fragrant white flowers which attract bees. Best used as a thicket or cut into a hedge. Flowers are poisonous to horses. Part shade to full sun. To 10' tall and 10' wide. Semi-evergreen. Any soil, tolerates poor drainage. Ornamental.

***Bauhinia lunaroides* (aka *B. congesta*) ANACACHO ORCHID TREE Fabaceae** Orchid-shaped pale pink to white flowers appear March through May. Best suited to Hill Country or limestone soils. Requires good drainage. To 12' tall. Single-trunked. Deciduous. Ornamental. ☼

***B. mexicana* SHEEP'S FOOT BAUHINIA or Mexican Orchid Tree Fabaceae** Covered in delicate, white blossoms spring to fall. Plant on south side of house to avoid freezing. To 6' tall, 6' wide. Deciduous. Ornamental. ☼🦋

***Callistemon citrinus* 'Hannah Ray' BOTTLE BRUSH Myrtaceae** Shrub or small tree with showy orange-red blossoms in spring. Drought-tolerant once established. Easy care. Evergreen in mild winter. Root hardy in cold winter. Full sun. Well-drained soil. To 12' tall and 9' wide. Hummingbirds, butterflies, bees. Ornamental.

***Carpinus caroliniana* AMERICAN HORNBEAM Betulaceae** Slow growing and long-lived small tree with nice yellow fall color. To 20' tall. Distinctive trunk character is smooth, hard, muscle-like. Sun to heavy shade. Native to understory stream banks with rich, moist soils in East Texas. Ornamental.

***Catalpa bignonioides* SOUTHERN CATALPA Bignoniaceae** Tropical-looking large leaves and showy white flower clusters in late spring and early summer make this tree a show-stopper. Long brown seed pods follow in fall. To 40' tall, 25' wide. Full sun to partial shade. Moist, well-drained soil. Deciduous. Ornamental/shade.

Cercis canadensis* EASTERN REDBUD *Fabaceae First to bloom in spring with tight, rosy-red flowers. Great understory tree. Up to 20' tall, 20' wide. Deciduous.

Ornamental. ☀️🌱📏

Chionanthus retusus* CHINESE FRINGE TREE *Oleaceae Fantastic white blooms late spring. Yellow fall color. Handsome, gray-brown bark provides winter interest. To 20' tall, 15' wide. Deciduous. Ornamental. ☀️🌱📏

Clethera pringlei* MEXICAN CLEATHERA *Clethraceae Small tree with delicate white flowers in summer. To 15' tall, 4 – 6' wide. Moist soil. Sun to part sun. Evergreen. Understory.

Crataegus marshallii* PARSLEY HAWTHORN *Rosaceae Parsley-shaped leaves turn red or yellow in fall. Early spring flowers are dainty white. Striking, cherry-red berries. To 25' tall. Part shade to full sun. Deciduous. Ornamental. ☀️🌱📏

Halesia diptera* TWO-WINGED SILVERBELL *Styracaceae Tiny, bell-shaped, white flowers in March, followed by 2-winged green fruit. Good understory tree. Fast growing with few disease or insect problems. To 30' tall. Deciduous. Spreading ornamental. ☀️🌱📏

Ilex decidua* "Paco's" POSSUMHAW HOLLY *Aquifoliaceae Prized for red-orange berries in fall and winter. To 18' tall, 12' wide. Needs 6 hours of sun for berries. Deciduous. Ornamental. ☀️📏📏

I.vomitorea* YAUPON HOLLY *Aquifoliaceae Texas native frequently used as ornamental shrub or small tree. Tolerant of all soil and lighting conditions. Tiny red berries in winter on female plants only. To 15' tall and 6' wide.

Magnolia Magnoliaceae A large, important group of flowering trees with showy, single, fragrant flowers. Preferably acidic to neutral soil.

***M. x soulangiana* SAUCER MAGNOLIA** Large pink blossoms open in late winter before leaves appear. Well-drained soil essential. Sun to part sun. to 20' tall and 15' wide. Deciduous. Ornamental.

***M. stellata* STAR MAGNOLIA** Smaller, compact magnolia tree. Pink buds open to 3-4" double white star-like flowers that cover tree before leaves appear. Up to 20' tall, 15' wide. Deciduous. Ornamental. ☀️📏

***M. virginiana* SWEET BAY MAGNOLIA** Can take poor drainage and clay. Fragrant, small white flowers, seeds for wildlife. A good tree to use in a wet spot in your yard. 20'-40' tall. Semi-evergreen. Ornamental. ☀️📏📏

Platanus occidentalis* SYCAMORE *Platanaceae Wide-canopied, fast growing shade tree with large leaves. Smooth, white bark appears on trunks of mature trees. Great for erosion control. 75 – 100' tall. Deciduous. ☀️📏

Prunus Mexicana* MEXICAN PLUM *Rosaceae This fragrant native Texas plum grows on edges of woodlands in moist but well-drained, fertile soil. Blooms very early in spring. Yellow fall foliage. To 15' tall and 20' wide. Deciduous. Ornamental.

P. mume* 'Josephine' FLOWERING APRICOT/CHINESE PLUM *Rosaceae Light pink in the center of the fragrant white blooms. Fairly hardy. 25' tall and wide. Deciduous. Ornamental. ☀️📏

P. 'St. Lukes' Purple leaf cultivar flowering plum.

Quercus Oak **Fagaceae** Very important trees in the Texas landscape for ornamental shade and hardwood; in fact, Texas has the largest diversity of oaks in the U.S. Oaks usually thrive in rich, rather moist soil; they are sensitive to soil disturbance.

Q. alba **WHITE OAK** Best large oak for fall color varying from brown to wine-red and for lack of debris. Attractive light gray bark. 50' to 80' tall. Deciduous. Shade tree. ☀️🇺🇸

Q. lyrata **OVERCUP** Oak Rounded crown and red/brown-tinted, light gray bark. Slow growing and long-lived, this oak's leaves turn scarlet and orange in fall. Requires little pruning. To 90' tall, 45' wide. Deciduous. Shade tree. ☀️🇺🇸

Q. macrocarpa **BUR OAK** Rugged with broad, rounded crown. Yellow fall color. Large acorns. Tolerates acid or alkaline soil, drought, and city conditions. To 80'. Deciduous. Shade tree. ☀️

Q. nuttallii **NUTTALL OAK** Fast growing, tolerates poor drainage and clay soils. Delicate foliage. Yellow to red fall color. 60'-80' tall, 40' wide. Deciduous. Shade tree. ☀️

Sassafras albidum **SASSAFRAS** **Acanthaceae** Distinctive leaf shape and great orange to red fall color. To 90'tall. Sandy, loamy, acidic soil. Partial shade to full sun. Deciduous. Shade.

Sophora afinis **EVE'S NECKLACE** **Fabaceae** Multi-trunk small tree with delicate foliage, pale pink blossoms in spring, and distinctive black seed pods. Requires well-drained soil. Drought tolerant. To 20' tall and 10' wide. Can form suckers. Deciduous. Ornamental. ☀️

S. secundiflora **TEXAS MOUNTAIN LAUREL.** **Fabaceae** Single or multi-trunk small tree with lavender, fragrant blossoms in mid-spring. Limestone soils of Hill Country are best. Requires good drainage. Slow growing. Seeds and flowers are poisonous. To 35' tall and 10' wide. Evergreen. Ornamental. ☀️☠️

Ungnadia speciosa **MEXICAN BUCKEYE** **Sapindaceae** Purplish-pink flowers in spring are followed by ornamental seedpods. Foliage turns golden yellow in fall. Multi-trunked. 18' tall, 18' wide. Deciduous. Ornamental. ☀️🇺🇸

Viburnum rufidulum **RUSTY BLACKHAW** **Caprifoliaceae** White flower clusters, 5" across, in late spring. Glossy, dark green leaves with fall color. Dark blue berries in late summer and fall. Grows 10'-20' tall and wide. Deciduous. Ornamental. ☀️🇺🇸♥️

Vitex agnus-castus **"Montrose"** **VITEX MONTROSE PURPLE** Long, narrow spikes of purple flowers cover this plant in the summer months. These fragrant flowers attract bees, butterflies, and hummingbirds. After blooming, narrow spikes of round, dark brown seeds are produced. Chaste tree is very shrub-like, but can be shaped into a tree form, eventually reaching a mature size of 25' tall and wide. Semi-evergreen.



Tulip/*Tulipa*

Liliaceae

Inside Sunners Hall

In Houston, tulips should be considered annuals. Nearly all tulips need an extended period of winter chill to bloom well. Here, where winters are short and mild, the bulbs should be packed into mesh bags and left on a refrigerator shelf for a minimum of 8 weeks. *Store away from fruit as fruit emits ethylene gas which kills flowering.*


Plant bulbs from mid-December to mid-January. Choose a well-drained location with good morning sun and afternoon shade. Add humus; mix to a minimum of 9". Plant tulips close together to ensure a spectacular display of color. Dig holes 3"-4" deep; cover with 3"-4" soil. The heights listed on the next pages occur during regular winter weather. If it is too warm, the tulips may bloom close to the leaf and be shorter, a condition called called blasting. Be sure to water the tulips often if there is a winter hot spell.

All tulips are suitable for outdoor container gardening if the containers are kept moist. Start the bulbs in a sunny spot. When the first tinge of color appears, move to the shade; the flowers will enlarge and stay in bloom longer. ☺✂

Tulip Divisions

For horticultural purposes, tulips are divided into 15 groups, chiefly defined by flower type. The following 5 classifications of tulips are represented at the Bulb & Plant Mart.

1. **Double Early** Fully double, peony-like flowers, to 3" across, often margined or flecked with another color. Early-to-mid-season.
2. **Triumph** Single, cup-shaped flowers, up to 2-1/2" across, often margined or flecked with contrasting color. Leaves 4"-14" long. Mid-to-late-season.
3. **Darwin Hybrid** Brightly-colored flowers on 24"-28" stems up to 5" across, usually flushed, flamed or penciled with a different color, and often with contrasting bases. Mid-to-late-season.
4. **Single Late** Graceful plants with large oval blooms often with contrasting margins on 1' to 3' stems. Late-season.
5. **Double Late** Very large, heavy-textured double peony-like blossoms sometimes flamed in a different color, up to 5". Leaves 4"-16". Late-season.



Red

T. 'Apeldoorn' (Darwin Hybrid) Mid season, brilliant red, 20".

T. 'Ile de France' (Triumph) Early season, vibrant red. 16"-18".

T. 'World's Fire' (Darwin Hybrid) Early, Fire engine red, 18"-20" NEW

Orange

T. 'Lighting Sun' (Darwin Hybrid) Mid-season, large 20"-24" NEW

T. 'Malibu' (Triumph) Mid-season, orange/gold, 14" NEW

T. 'Orange Van Eyk' (Darwin Hybrid) Large orange with pink, 24"

White

T. 'Clearwater' (Single) Late season, pure white, 18"-24"

T. 'Orleans' (Triumph) Ivory white with pale green feathering, 18"-20".

T. 'Snow Hunt' (Triumph) Mid-season, bright white, fragrant, 15"-18" NEW

Bicolor

T. 'Chasonette' (Triumph) Mid season, white with purple stripes, 15"-18" NEW

T. 'Monsella' (Double) Mid season. yellow with red stripes, can be forced inside, 16"-18" NEW

T. 'World's Expression' (Darwin Hybrid) Late season, white with red, 20".

T. 'World's Favorite' (Darwin Hybrid) Mid season, red edged in yellow. 20".

Yellow

T. 'Conqueror' (Darwin Hybrid) Late season, vibrant yellow, 16"-19", NEW

T. 'Strong Gold' (Triumph) Late season, canary yellow with faint orange, 16".

T. 'Sunny Prince' (Single) Early season, pale yellow, 16"-18".

Pink

T. 'Amazing Grace' (Double) Early, medium pink, peony-like, 16"-22", NEW

T. 'Angelique' (Double) Late season, pale-pink with lighter edges. 12"-14".

T. 'Mystic Van Eyk' (Triumph) Mid season, soft pink, 18"-24"

T. 'Ollioules' (Darwin Hybrid) Medium pink with pale pink edging. 18"-24".

Purple

T. 'Purple Lady' (Triumph) Dramatic, vivid purple, 19".

Species

T. clusiana 'Lady Jane' (Hybrid) Pink and white. 10"-12". ☘



Vines

Outside Tent

Vines climb in various ways: stems, tendrils, leaf petioles that twist around supports, aerial roots, hooked thorns or tiny, adhesive ducts. Roots should be cool and damp, but most vines need sun to bloom. Clipping and tipping will provide better blooms and disciplined structure. Frequent feeding is recommended.

Bauhinia yunnanensis ORCHID VINE Evergreen climber with tendrils. Has smaller (1 to 1.5 inch) bifoliate, lobed leaves. Bears beautiful, striking white to light pink, two-inch, blooms with magenta veins, in loose clusters. Part sun to filtered bright light, in fertile, well drained soil.

***Bignonia capreolata* 'Tangerine Beauty'**, TANGERINE BEAUTY CROSSVINE Native, evergreen with dark green leaves, 2" trumpet-shaped tangerine blossoms, drought resistant, interesting seed pods after blooming, attracts hummingbirds and butterflies, up to 30' ☀️🌙🦋

Clerodendron x speciosum, RED WINE BLEEDING HEART VINE

Great bloomer with clusters of deep crimson flowers emerging from white bell shaped calyces from spring – fall with dark green foliage, sun/part shade, rich, moist well drained soil, food source for larvae of certain butterfly species! 🦋

Lotus maculatus, PARROT'S BEAK VINE A compact natural trailer with blue-green feathery foliage and yellow/orange blooms up to one inch with curved petals during spring and early summer, moist soil, ☀️🌙

Mascagnia macroptera MEXICAN BUTTERFLY VINE Yellow flowers spring to frost followed by chartreuse seedpods. Heat and cold-hardy, fast-grower, climbs to 10'-15' ☀️🌙🦋

Muehlenbeckia axillaris CREEPING WIRE VINE Sprawling, evergreen plant with glossy leaves, 2"-4" height, 30" spread ☀️🌙

Passiflora PASSIONFLOWER VINE *Passifloraceae* Host plant for butterflies. Freezes back. Flowers summer-fall. Needs support. Most all species produce nectar and pollen for honeybees and carpenter bees ☀️🌙🦋🐝

P. coccinea MATPOP Scarlet passion flower. Vigorous climber with year round interest and stunning red flowers, a host plant for Gulf Fritillary butterflies, edible fruit, ☀️🦋

***P. edulis* 'Novak'** PASSION FRUIT VINE Vigorous, produces large passion flowers that bloom in April. The Edulis flower produces a green egg-shaped fruit that turns purple-brown when ripe and falls off the vine. The fruit is collected off the ground and allowed to shrivel on the kitchen counter. It is then cut in half and the inside seeds, with the very aromatic yellow jelly sacs, are spooned out and slurped down or added to fruit salad ice cream or yogurt. The yellow sacs can be eaten, seeds and all

***P. incarnata* PURPLE PASSIONFLOWER** Herbaceous vine up to 25', three-lobed deciduous dark green leaves above and white below with lavender flower, orange-yellow berry fruit is edible, blooms Spring-Fall, moist to dry soil, 🦋 including Gulf Fritillary

***P. incarnata x cinninata* 'Insence', FRAGRANT PASSIONFLOWER** Evergreen with striking purple with a wonderful fragrance, produces lots of flowers and attracts butterflies including Gulf Fritillary, blooms late spring, will tolerate light shade ☀

***P. pura vida*, PURA VIDA PASSIONFLOWER** Deep crimson flowers with unique purple and white tipped pentagon-shaped corona, year round bloomer, host plant for Gulf Fritillary

Quisqualis indica* RANGOON CREEPER *Combretaceae Summer blossoms open white, darken to pink, and eventually turn red. Fragrant, especially at night. Root-hardy. Prune after flowering. Climbs to 25' tall. ☀🌑

Senecio confusus* MEXICAN FLAME VINE *Asteraceae Clusters of orange blooms all year in mild winters. Dark green leaves provide excellent contrast to bright flowers. Foliage darkens to burgandy in fall. Best nectar vine for attracting Monarch Butterflies! Heat-tolerant. Twining stems to 10'. ☀🌑🦋

***Solanum jasminoides aureovarigata*, WHITE VARIEGATED POTATO VINE** Evergreen/semi-evergreen with yellow and green variegated foliage, hummingbirds and bees enjoy the fragrant showy 1' clusters of white star-shaped flowers bloom spring-fall in moist, well-drained soil, grows to 10', ☀🌑



Glossary

Annual Completes its life cycle in one growing season. (See reseeding annual.)

Biennial Completes life cycle in two years, flowering and fruiting in second year.

Bonsai The art of growing and training dwarfed plants in containers. These miniature trees often resemble very old, gnarled specimens. A Japanese art form.

Butterfly Host Plant Female butterflies locate and lay eggs on only the type of plant the caterpillar can use for food. Be kind; a little munching on your plant will be worthwhile when you see the beautiful butterflies. Healthy plants will revive quickly.

Cultivar A variety produced by selective breeding. Indicated by cv.

Deadhead To remove spent flowers, thus prolonging the blooming season, eliminating unwanted seedlings and the garden looks tidier! Also called "tip pruning."

Deciduous Shedding leaves annually; falling off at a particular stage of growth or season.

Dormancy The period when a plant's growth processes diminish or stop; for most plants this begins in late fall-winter with cold temperatures and short days.

Espalier A tree or shrub trained so that branches are flat against a wall, trellis, or fence.

Evergreen A plant having foliage that persists and remains green throughout the year.

Forcing Hastening a plant to maturity; growing it to its flowering or fruiting stage out of its normal season.

Family Primary category in plant classification. A group of one or more genera sharing a set of underlying features. Family names end in *-aceae*.

Genus (pl. genera) Secondary classification under Family. Group of one or more plants that share a wide range of characteristics.

Hybrid A plant produced by cross-breeding two or more genetically dissimilar parents. Can occur naturally, but often is deliberate. Hybrids are indicated with the symbol x.

Native Plant A plant indigenous to the area in which it is grown.

Naturalizes Describes a species that grows and reproduces with little care in an area but is not necessarily native.

Organic Matter Material originating from a living organism that can be added to the soil to improve its condition: for example, peat moss, ground bark, compost, or composted manure.

Panicle Open flower cluster, blooming from top to bottom.

Perennial Plants that last for more than two years; sometimes for several generations.

Raceme Simple flower cluster with flowers on nearly equal stalks along a stem with lower flowers blooming first.

Remontant Flowering repeatedly during the season.

Reseeding annual Flowers make seedpods which will self-sow or can be spread by hand.

Root-hardy Foliage may freeze, but roots live; the plant will come back in the next growing season, usually in spring.

Subshrub Low-growing plant with woody stems; a perennial with a woody base, but upper stems that are soft and herbaceous.

Species Sub-section of genus. Group of plants that are capable of breeding together to produce offspring similar to themselves.

Topiary Trees and shrubs trained into formal shapes such as globes, cones, or animals.

Umbel Flower cluster with individual flowers springing from approximately the same point.

Underplanting Planting one plant under another, such as putting a ground cover under and oak tree.



NEW & NOW

SHOWN:
YUMI KIM

TOOTSIES

2601 WESTHEIMER RD. AT KIRBY | HOUSTON, TX | 77098 | 713.629.9600



à bientôt

S A L U T E S

all of our friends and family at

GCH

2501 RIVER OAKS BOULEVARD
HOUSTON, TEXAS 77019
713.523.3997
www.shopabientot.com

The Garden Club of Houston

75th Anniversary Bulb and Plant Mart

appreciates your acts of kindness by hosting our Mart customers with extending your business hours, special discounts, and libations/ bites. Our kickoff party is a success with your support.

Thanks!

**à bientôt, Masterson Designs,
Sid and Ann Mashburn, and
Dos Carolinas**



LANSON B. JONES & CO.
FLORAL & EVENTS



Lansons B. Jones & Co. Floral & Events... for the curated life.

3701 Kirby Drive, Suite 850 • Houston, TX 77098 • Phone 713-967-0709
www.lbjfloral.com



5860 H San Felipe, Houston, TX 77057
www.monogramshophouston.com | T: 832-251-8771
@themonogramshop

NATURE'S WAY RESOURCES



an organically based service company

*"Where old fashioned customer service
and product quality are still important!"*

www.NaturesWayResources.com

936-321-6990 (Metro)

936-273-1200 (Conroe)

101 Sherbrook Circle
Conroe, TX 77385

PLANTS

SOILS

MULCH

COMPOST

SAND & GRAVEL

ORGANIC GARDENING
SUPPLIES

*All our products are safe
for children and animals.*

Retail & Wholesale, Bag, or Bulk
Delivery Available

Happy 75th!



MARIQUITA MASTERSON

2505 River Oaks Blvd. 713.522.6774 www.mariquitamasterson.com

Ben Cravens

Senior Vice President, Wealth Management

Alternative Investments Director

Financial Advisor

direct 713-993-2775

NMLS#1288285

ben.cravens@morganstanley.com

Ben Cravens, Jr.

Financial Advisor

direct 713-965-5017

NMLS#1558360

ben.cravens.jr@morganstanley.com

Morgan Stanley

Wealth Management

2800 Post Oak Boulevard

Suite 1800

Houston, Texas 77056

tel 713-965-5000

fax 713-965-5050

toll free 800-231-0060

www.morganstanleyfa.com

Find your green thumb at...



The Arbor Gate

Northwest Houston's premier gardening destination!

**Plants
Display Gardens
Custom Art
Home Decor**



We offer an extensive
Class Schedule and
Garden Clubs are
welcome for tours!

15635 FM 2920
Tomball, TX 77377

281-351-8851 • www.arbortgate.com

JOHN DAUGHERTY, REALTORS

MATHILDE C. F. HOEFER



Broker Associate
713.492.1511
mathildeh@johndaugherty.com

*Handling your Real Estate Needs...
...in Houston's nicest neighborhoods!!*

The *BEST* Real Estate Website In Houston!

JOHN DAUGHERTY REALTORS

LEADING ESTATES
OF THE WORLD

FRANCHISE
500
OF THE WORLD

LUXURY REAL ESTATE .COM

LUXURY
RESIDENCES

REGENTS



All Storage Facilities are not the same!

Helpful on-site resident managers, free truck use, free lock, free boxes, and 24/7 state of the art security are just a few of the reasons BullsEye is a 4 Time Winner of the Better Business Bureau "Award of Distinction" and Winner of the Better Business Bureau "Pinnacle Award" for 2015 and 2016!

1715 Airline Drive 713-864-1715

3200 W. Dallas 713-523-6200

www.bullseyestorage.com



Avalon Stationery and Gifts

2604 Westheimer at Kirby
Avalon Center
Houston, Texas 77098
713-528-0052

Monday - Thursday 10 - 6
Friday 10 - 5 and Saturday 10 - 4

So you can always
WRITE IN STYLE

visit us for

ELEGANT
STATIONERY

and

EXTRAORDINARY
GIFTS



DASH

Design • Art • Style • Home

FALL MARKET

Nov 2 - 5th

First DASH Preview Party

Thurs 6 - 9 p.m.

Shopping

Fri 11-7p.m. Sat 10-5 p.m. Sun 10-4 p.m.

Silver Street Studios • 2000 Edwards St.

www.DASHhouston.com

Mary Lou Swift Fine Arts

Private Art Consulting Since 1970

713-978-7417

Cell: 917-225-8656

Email: marylouswift7@gmail.com

3121 Buffalo Speedway #8211, Houston, Tx 77098



Creating Timeless and
Imaginative Interior
Spaces Since 1995.

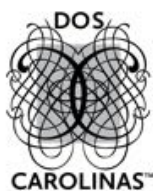


LUCAS / EILERS
DESIGN ASSOCIATES L.L.P.

5120 Woodway, Suite 3009
Houston, TX 77056
P: 713.784.9423
www.lucaseilers.com



Each shirt an original, *como tú.*



Handmade guayaberas in natural, breathable fabrics.
RECEIVE 15% SAVINGS WITH THIS AD
Ends 11/15/2017. Cannot be combined with other offers.

HOUSTON | RIVER OAKS | 713-529-3298
SAN ANTONIO | THE PEARL | 210-224-7000

DOSCAROLINAS.COM

Island Grill is proud supporter of
The Garden Club of Houston.
Please visit our locations

5709 Woodway
4024 Bellaire Blvd
2365 Rice Blvd
979 Bunker Hill



www.islandgrillhouston.com

Indulge
MAISON DÉCOR + FASHION

.....

LINENS

SFERRA • PEACOCK ALLEY
YVES DELORME • MATOUK • PINE CONE HILL

ENTERTAINING

JULISKA • ARTE ITALICA
MATCH • LE JACQUARD FRANCAIS

.....

2903 SAINT ST. : HOUSTON, TEXAS 77027 : 713.888.0181

WWW.INDULGEDECOR.COM

FOLLOW US ON INSTAGRAM - INDULGEDECOR





SUZANNE C. STALEY

Certified Appraiser & Broker

Complete Services for Managing Residential Contents,
Inventories, Appraisals, Estate Sales and Private Brokerage

30 Years Experience. Call for a free consultation. Located in the Museum District.

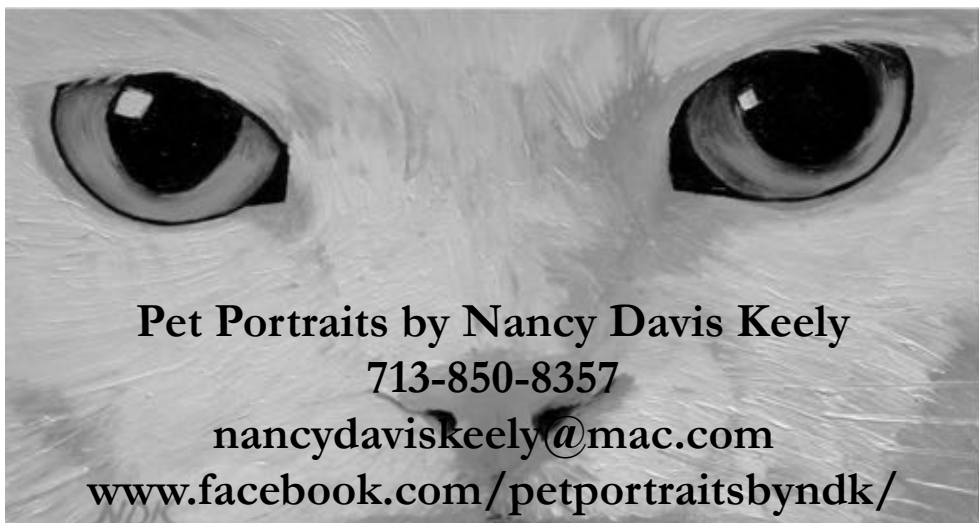
713-222-6309

www.suzannestaley.com



BRIARGROVE

PHARMACY & GIFTS



Pet Portraits by Nancy Davis Keely

713-850-8357

nancydaviskeely@mac.com

www.facebook.com/petportraitsbyndk/

We dig Houston.

With community gardens, education and farmers markets, Urban Harvest is planting the seeds for a healthier city.

Come grow with us. Visit **www.urbanharvest.org**.



Urban Harvest

Gardening for good.



Tree Care, Inc./
Tim Richardson
ISA Certified Arborist
TX-4290A

Serving the Houston
and Brenham areas
for over 39 years!

Visit us on the web @

www.treecarehouston.com

Specializing in Pruning, Removals,
Deep Root Fertilization, Stump
Grinding and Tree Installation

106 South Market
Brenham, Texas 77833
Houston 713.850.8466
Brenham 979.836.5038
Fax 979.836.5703

customerservice@treecarehouston.com



BERING'S

ESTABLISHED • 1940

6102 Westheimer: 713.785.6400 • 3900 Bissonnet: 713.665.0500
www.berings.com



LANSON B. JONES & CO.
LANDSCAPE ARCHITECTURE



Historically rooted, Renaissance inspired gardens.

3701 KERRY DRIVE, SUITE 830 • HOUSTON, TX 77098 • PHONE 713-667-0709

WWW.LANSONBJONES.COM

BACK ROW
Home

ANTIQUE • FURNISHINGS • GIFTS • ACCESSORIES

8570 Katy Freeway, Suite 111, Houston, TX 77024 | 713.827.9292 | backrowhome.com



**GIAMMALVA
PROPERTIES, INC.**

PROUDLY SUPPORTS

THE GARDEN CLUB OF HOUSTON
75TH ANNUAL
BULB & PLANT MART

10000 MEMORIAL DR. SUITE 450
HOUSTON, TEXAS 77024
713.789.5858
WWW.GIAMMALVAPROPERTIESINC.COM



MOSS LANDSCAPING

DESIGN • BUILD • MAINTAIN



Moss Landscaping has been designing, building and maintaining the landscapes of Houston's most beautiful homes since 1986. From the maintenance and enhancement of your existing property, to the design and installation of your new home, we are here to serve your landscape needs.

713-861-5511

4130 LANG ROAD | HOUSTON, TEXAS 77092

WWW.MOSSLANDSCAPING.COM





Texan Capital Management, Inc.

Salutes

The Garden Club of Houston's

2017 Bulb and Plant Mart

Julia Cauthorn

B.J. Willingham

Frank Wozencraft

Doug Wynkoop

~ Personalized Investment Management ~

520 Post Oak Blvd., Suite 777

Houston, TX 77027

(713) 965-0300

www.texancapital.com



WHERE ARE YOUR ROOTS PLANTED?
—COME GROW WITH US—



THE CHURCH OF
ST JOHN THE DIVINE
CHANGING LIVES FOR GOD IN CHRIST

2450 RIVER OAKS BLVD — 713.622.3600 — SJD.ORG

Thank You To
The Garden Club of Houston
For Making Houston A More
Beautiful Place To Live
Since 1924

Happy 75th Anniversary to the
Bulb & Plant Mart!

Matthew P. Rotan
David K. Oelfke



ARA[®]

A Newmark Company

GREENWOOD KING PROPERTIES

Helping Houston Grow



KATHY
ARCIDIACONO



HESTER
HAWKINS



MARY HALE
MCLEAN



DABNEY
PIERCE

3201 Kirby Drive Houston, Texas 77098
713.524.0888 • greenwoodking.com

GREENWOOD KING
PROPERTIES

LUXURY
PORTFOLIO
INTERNATIONAL

Leading
REAL ESTATE
COMPANIES
IN THE WORLD