



# Wild Plants of Sunol Regional Wilderness

## Common Name Version

### A Photographic Guide

Sorted by Form, Color and Family  
with Habitat Descriptions and Identification Notes

Photographs and text by Wilde Legard  
District Botanist, East Bay Regional Park District

East Bay   
Regional Park District

New Revised and Expanded Edition - Includes the latest  
scientific names, habitat descriptions and identification notes



# A Photographic Guide to the Wild Plants of Sunol Regional Wilderness

More than 2,000 species of native and naturalized plants grow wild in the San Francisco Bay Area. Most are very difficult to identify without the help of good illustrations. This is designed to be a simple, color photo guide to help you identify some of these plants. This guide is published electronically in Adobe Acrobat® format so that it can easily be updated as additional photographs become available. You have permission to freely download, distribute and print this guide for individual use. Photographs are © 2014 Wilde Legard, all rights reserved.

In this guide, the included plants are sorted first by form (Ferns & Fern-like, Grasses & Grass-like, Herbaceous, Woody), then by most common flower color, and finally by similar looking flowers (grouped by genus within each family). Each photograph has the following information, separated by '-':

COMMON NAME	According to <i>The Jepson Manual: Vascular Plants of California, Second Edition (JM2)</i> and other references (not standardized).
(Scientific Name)	According to <i>JM2</i> and <i>eFlora</i> ( <a href="http://ucjeps.berkeley.edu/IJM.html">ucjeps.berkeley.edu/IJM.html</a> ).
Origin & Longevity	Native, Naturalized, or Waif (not reproducing without human care). Annual, Biennial, Perennial, or a combination.
Family Name	Common family name according to <i>JM2</i> ,
(Bloom date range)	Period during the year when the plant blooms, according to <i>JM2</i> and other sources. '-' if plant does not bloom (ie. Ferns).
Habitat	Habitat description according to <i>JM2</i> and other sources.
ID Characteristics	Plant description with identification characteristics and other notes, based on multiple sources including: <i>Annotated Checklist of the East Bay Flora, Second Edition (2013)</i> , <i>JM2</i> , <i>Plants of the San Francisco Bay Region (Revised Edition)</i> , and <i>Weeds of California and Other Western States</i> .
Additional notes	Occasionally, an additional note may appear (ie. NOXIOUS weed, INVASIVE weed, Fed & Calif. ENDANGERED, etc.).

Revision: 3/2/2014

## Fern-like - Green/Brown

## Wild Plants of Sunol Regional Wilderness - Sorted by Form, Color and Family

Page 1



BRACKEN FERN (*Pteridium aquilinum* var. *pubescens*) Native Perennial - Bracken Family - -  
- Pastures, woodland, meadows, hillsides, partial to full sun - Leaf blades widely-triangular, gen 0.5-5' long, gen 3x divided, hairy underneath.



CALIFORNIA MAIDENHAIR (*Adiantum jordanii*) Native Perennial - Brake Fern Family - - - Shaded hillsides, moist woodland - Leaves 8-28" long with many rounded symmetrical segments, each with < 4 irregular lobes. Cultivated. Sudden Oak Death carrier.



COFFEE FERN (*Pellaea andromedifolia*) Native Perennial - Brake Fern Family - - - Generally rocky or dry areas - Fronds 6-30" long, stem light brown. Leaf segments blunt, 0.24-0.6" long, 0.12-0.4" wide.



GOLDENBACK FERN (*Pentagramma triangularis* subsp. *triangularis*) Native Perennial - Brake Fern Family - - - Gen shaded, sometimes rocky or wooded areas - Leaves triangular, 1.2-4" long, undersides either granular green or powdery gold.





**COMMON HORSETAIL** (*Equisetum arvense*)  
Native Perennial - Horsetail Family - - -  
Streambanks, wet meadows, springs, other wet, shaded places - Sterile stems 4-24" tall, 6-14 sheath teeth. Fertile stems 4-13" tall, 6-10 sheath teeth.



**SMOOTH SCOURING RUSH** (*Equisetum laevigatum*) Native Perennial - Horsetail Family - - -  
Moist, sandy or gravelly areas - Stems 1 kind only, 12-71" tall, unbranched. Sheath w/dark band only at the top.



**POLYDORY FERN** (*Polypodium calirhiza*) Native Perennial - Polypody Family - - -  
On plants, rocky cliffs or outcrops, roadcuts, often granitic or volcanic, rarely dunes - Leaf blades 4-8" long, often widest above base, deeply lobed.



**COASTAL WOOD FERN** (*Dryopteris arguta*) Native Perennial - Wood Fern Family - - -  
Locally common. Open, wooded slopes, caves - Leaf 12-24" long, 5-12" wide, divided 1-2 times. Segments generally with spine-tipped teeth.



**FLOWERING-QUILLWORT** (*Triglochin scilloides*)  
Native Annual - Arrow-grass Family - (Mar-Oct) -  
Vernal pools, streams, ponds, lake margins -  
Emergent aquatic. Leaves 2-8", 0.04-0.2" wide, round to elliptic x-section. Flower cluster 6-20 cm long.



**NARROW-LEAVED CATTAIL** (*Typha angustifolia*) Native Perennial - Cattail Family - (May-Aug) -  
Nutrient-rich freshwater to brackish marshes, wet disturbed places - Plant 4.9-9.8' tall. Leaves gen < 0.4" wide. Flower cluster gap > 0.4".



**DUNE BENT GRASS** (*Agrostis pallens*) Native Perennial - Grass Family - (Jun-Aug) -  
Common. Open meadows, woodland, forest, subalpine -  
Lower leaf blades <= 0.2" wide, flat to inrolled. Flower cluster 2-8" long, < 0.8" wide; narrow and arching when young.



**SILVER HAIR GRASS** (*Aira caryophyllea*)  
Naturalized Annual - Grass Family - (Apr-Jun) -  
Sandy soils, open or disturbed sites - Flower cluster > 0.6" wide, diffuse with long slender branches. Spikelets about 0.1" long with 2 extended awns.





SLENDER WILD OAT (*Avena barbata*) Naturalized Annual - Grass Family - (Mar-Jun) - Disturbed sites - Plants gen 24-32". Spikelets 0.8-1.2" long. Awns 0.8-1.8" long. Lemma tip bristles  $\geq 0.1$ " long. Seeds EDIBLE whole or ground for flour. INVASIVE weed.



WILD OAT (*Avena fatua*) Naturalized Annual - Grass Family - (Apr-Jun) - Disturbed sites - Plants 1-5' tall. Spikelets 0.7-1.3" long. Low awn 1-1.6" long. Lemma tip bristles  $< 0.04$ " long. Seeds EDIBLE whole or ground for flour. INVASIVE weed.



CALIFORNIA BROME (*Bromus carinatus* var. *carinatus*) Native Perennial - Grass Family - (Apr-Aug) - Coastal prairies, openings in chaparral, plains, open oak and pine woodland - Plant 20-40" tall. Flower cluster 6-16" long. Spikelet 0.8-1.6" long. Lemma 0.5-0.8" long, hairy, awn 0.3-0.6" long.



RIPGUT GRASS (*Bromus diandrus*) Naturalized Annual - Grass Family - (Apr-Jul) - Open, gen disturbed areas - Plant 6-40" tall. Spikelet 1-2.8" long. Lemma body 0.8-1.2" long, awn  $> 1.2$ " long. Barbed seeds can stick in flesh of animals. INVASIVE weed.



SOFT CHESS (*Bromus hordeaceus*) Naturalized Annual - Grass Family - (Apr-Jul) - Fields, disturbed areas - Plant 4-26" tall. Leaf hairy. Flower cluster 1-5" long, dense, some stalks  $>$  spikelet. Spikelet 0.5-0.9". Lemma 0.26-0.4", awn 0.16-0.4". INVASIVE weed.



FOXTAIL CHESS (*Bromus madritensis* subsp. *madritensis*) Naturalized Annual - Grass Family - (Apr-Jan) - Disturbed areas, roadsides - Plants 4-20" tall. Stem and sheathes smooth. Flower cluster branches visible, lower spikelets erect,  $>$  stalk.



RED BROME (*Bromus madritensis* subsp. *rubens*) Naturalized Annual - Grass Family - (Mar-Jun) - Disturbed areas, roadsides - Plant 4-20". Flower cluster condensed, branches obscure,  $<$  spikelets. Stem & sheathes hairy. INVASIVE weed.



SWAMP PRICKLE GRASS (*Crypsis schoenoides*) Naturalized Annual - Grass Family - (Jun-Oct) - Wet places - Plant mat-like. Stem 2-30" long. Leaf blade 1-4" long. Flower cluster 0.1-3" long, 0.2-0.6" wide. Spikelet  $\sim 0.1$ " long.





**BRISTLY DOGTAIL GRASS** (*Cynosurus echinatus*) Naturalized Annual - Grass Family - (May-Jul) - Open, disturbed sites - Tufted. Stem 4-28" long. Leaf blade 0.1-0.6" wide. Flower cluster 0.4-1.6" long, 1-sided. Fertile and sterile spikelets. **INVASIVE weed.**



**ORCHARD GRASS** (*Dactylis glomerata*) Naturalized Perennial - Grass Family - (May-Aug) - Disturbed, often moist sites - Stems 2-5, 12-79" tall. Leaf blade 0.12-0.24" wide. Flower cluster 1.6-8" long. Spikelets crowded on 1 side. Lemmas short-awned at tip. **INVASIVE weed.**



**BARNYARD GRASS** (*Echinochloa crus-galli*) Naturalized Annual - Grass Family - (Jun-Oct) - Gen wet, disturbed sites, fields, roadsides - Stem 12-39" long. Leaf blades to 25" long, 0.2-1.2" wide. Spikelet 0.1-0.16" long, floret ~0.14" long, 1 per node. Awns 0-2" long on same plant.



**MEDUSA HEAD** (*Elymus caput-medusae*) Naturalized Annual - Grass Family - (Apr-Jul) - Disturbed areas - Stem 8-28" long. Leaf blade 0.04-0.12" wide, inrolled. Flower cluster tight, dense. Glumes awn-like. Lower lemma's awn 1.2-4" long. **NOXIOUS weed.**



**WESTERN WILD-RYE** (*Elymus glaucus* subsp. *glaucus*) Native Perennial - Grass Family - (Jun-Aug) - Open areas, chaparral, woodland, forest - Tufted. Stem 12-55" tall. Leaf 0.2-0.5" wide, flat. Spikelets 0.3-0.6" long, 2-4 per node. Lemma awn 0.4-1.2" long.



**BIG SQUIRRELTAIL** (*Elymus multisetus*) Native Perennial - Grass Family - (May-Jul) - Open, sandy to rocky areas - Tufted. Stem 6-24" tall. Leaf 0.06-0.2" wide. Spikelet 0.4-0.6" long. Glume divisions needle-shaped, lemma awn 1-4" long.



**BEARDLESS WILD RYE** (*Elymus triticoides*) Native Perennial - Grass Family - (Jun-Jul) - Dry to moist, often saline, meadows - Plant 18-50" tall, from rhizomes. Flower cluster 2-8" long. Spikelets generally 2/node. Lemmas 3-7, 0.2-0.5" long, awn to 0.12" long.



**BROME FESCUE** (*Festuca bromoides*) Naturalized Annual - Grass Family - (May-Jun) - Uncommon. Dry, disturbed places, coastal-sage scrub, chaparral - Stem < 20". Inflor 0.6-6" tall, dense, lower branches erect. Spikelet 0.2-0.4" long, awn 0.1-0.3" long.



HAIRY FESCUE (*Festuca microstachys*) Native Annual - Grass Family - (Apr-Jun) - Disturbed, open, gen sandy soils - Stem 6-29". Spikelet 0.2-0.4" long, awn 0.1-0.5" long. Glumes & lemma smooth or hairy.



RYE GRASS (*Festuca perennis*) Naturalized Perennial - Grass Family - (May-Sep) - Dry to moist disturbed sites, abandoned fields - Stem 20-40" tall. Spikelet 0.2-0.9" long, > glume, awned or awnless. Sterile shoots at base. INVASIVE weed.



CALIFORNIA BARLEY (*Hordeum brachyantherum* subsp. *californicum*) Native Perennial - Grass Family - (Mar-Jul) - Meadows, pastures, streambanks - Stem 8-37" tall, gen slender. Leaf sheaths gen densely hairy, blade <= 4.5" long. Lemma awn < 0.3" long.



FOXTAIL BARLEY (*Hordeum jubatum* subsp. *jubatum*) Native Annual-Perennial - Grass Family - (May-Jul) - Roadsides, disturbed areas, meadows, marshes - Stem 8-32", densely tufted. Leaf blades to 6" long. Central lemma awn 1-3.5" long.




MEDITERRANEAN BARLEY (*Hordeum marinum* subsp. *gussoneanum*) Naturalized Annual - Grass Family - (Apr-Jun) - Dry to moist, disturbed sites - Stem 4-20". Leaf blades to 32" long, auricles < 0.08". Central lemma awn 0.25-0.7" long. INVASIVE weed.



HARE BARLEY (*Hordeum murinum* subsp. *leporinum*) Naturalized Annual - Grass Family - (Feb-May) - Moist, gen disturbed sites. Common - Stem 12-43" tall. Central spikelet stalk ~0.06" long. Central floret << lateral florets. INVASIVE weed.




JUNE GRASS (*Koeleria macrantha*) Native Perennial - Grass Family - (May-Jul) - Dry, open sites, clay to rocky soils, shrubland, woodland, conifer forest - Stem 8-32" long. Flower cluster condensed, shiny, branches short-hairy. Spikelet ~0.2" long, no awns.



GOLDENTOP (*Lamarckia aurea*) Naturalized Annual - Grass Family - (Feb-May) - Open ground, moist seeps, rocky hillsides, sandy soil - Stem 2.8-16" long. Flower cluster golden-yellow to purple, dense, 1-sided, 0.8-3.1" long. Fertile flower awns ~0.25" long.





CALIFORNIA MELIC (*Melica californica*) Native Perennial - Grass Family - (Apr-May) - Open or rocky hillsides, oak woodland, conifer forest - Stem 16-55". Leaf 0.06-0.2" wide. Spikelet 0.2-0.6" long, w/3-7 fertile florets; sterile tip widest above middle, tip squared.



TORREY'S MELIC (*Melica torreyana*) Native Perennial - Grass Family - (Mar-Jun) - Chaparral, conifer forest - Stem 12-40" tall. Leaf blade 0.04-0.1" wide. Spikelet 0.14-0.28" long w/1-2 florets; sterile tip widest above middle to 0.06", short-hairy lemmas.



DALLIS GRASS (*Paspalum dilatatum*) Naturalized Perennial - Grass Family - (May-Nov) - Disturbed areas - Tufted, weedy. Stem 1.6-5.7' tall. Leaves to 14" long. Flowering stem w/3-6 branches. Spikelet groups 2-7, each 0.6-4.7" long. Spikelets ~0.14", paired.



ANNUAL BLUE GRASS (*Poa annua*) Naturalized Annual - Grass Family - (Feb-Sep) - Abundant. Disturbed moist ground - Plant 1-8" tall. Leaf blade 0.04-0.12" wide, soft. Flower cluster 0.4-4" long, triangular. Lemmas 0.1-0.16" long.



ONE-SIDED BLUE GRASS (*Poa secunda* subsp. *secunda*) Native Perennial - Grass Family - (Mar-Aug) - Common. Dry slopes to saline/alkaline meadows to alpine - Plant 6-40" tall, densely tufted. Flower clusters congested. Spikelets gen 0.3-0.4" long. Lemmas 0.16-0.2" long, backs rounded.



DITCH BEARD GRASS (*Polypogon interruptus*) Naturalized Perennial - Grass Family - (May-Aug) - Common. Streambanks - Stem 20-35" tall, clumped. Leaf 0.2-7.7" long, 0.12-0.24" wide. Flower cluster 0.6-7" long. Glume < 0.1" long, awn < 0.12" long.



RABBITFOOT GRASS (*Polypogon monspeliensis*) Naturalized Annual - Grass Family - (Apr-Aug) - Moist places, along streams - Stem 8-39". Leaf 0.4-8" long, 0.16-0.24" wide. Flower cluster 0.4-6.7" long, plume-like. Glume awn > 0.14". Lemma awn gen < 0.1". INVASIVE.



WATER BEARD GRASS (*Polypogon viridis*) Naturalized Perennial - Grass Family - (May-Jun) - Common. Disturbed areas, wet areas, ponds, streambanks - Stem 4-40" long, trails. Leaf blades flat, 0.08-0.4" wide. Spikelet ~ 0.1" long, no awn, whorled clusters.




**NODDING NEEDLE GRASS** (*Stipa cernua*)  
Native Perennial - Grass Family - (Feb-Jul) -  
Grassland, chaparral, juniper woodland - Stem  
12-39". Glumes: lower 0.47-0.87" long, upper  
~0.14" shorter. Awns 2-4" long, wavy last  
segment.



**FOOTHILL NEEDLE GRASS** (*Stipa lepida*)  
Native Perennial - Grass Family - (Mar-Jun) - Dry  
slopes, chaparral, grassland, savanna, coastal  
scrub - Stem 14-39" tall. Leaf blade 4.7-9.1" long,  
narrow. Glumes 0.2-0.6" long. Awn 0.8-2" long.



**SMILO GRASS** (*Stipa miliacea* var. *miliacea*)  
Naturalized Perennial - Grass Family - (Mar-Sep)  
- Salt marshes, streambanks, chaparral, open  
woodland, disturbed - Stems green, large tufts,  
sheaths lt. Inflor arching. **INVASIVE** weed.



**PURPLE NEEDLE GRASS** (*Stipa pulchra*) Native  
Perennial - Grass Family - (Mar-Jun) - Oak  
woodland, chaparral, grassland - Stem 14-39"  
long. Leaf blade 4-8" long. Glumes 0.5-0.8"  
~equal. Awn 1.6-4" long, last segment straight.




**BALTIC RUSH** (*Juncus balticus* subsp. *ater*)  
Native Perennial - Rush Family - (Jul-Nov) -  
Moist to ± dry sites - Stem 14-43" tall, round, not  
twisted. No leaf blade. Flowers generally 0.1-0.2"  
long.



**SPREADING RUSH** (*Juncus patens*) Native  
Perennial - Rush Family - (Jun-Oct) - Marshy  
places, creeks, seeps - Plant 12-41" tall, densely  
tufted. Stems blue-gray-green & distinctly  
grooved when fresh. Stamens 6.



**IRIS-LEAVED RUSH** (*Juncus xiphioides*) Native  
Perennial - Rush Family - (Jul-Oct) - Wet places  
- Plant 16-32" tall. Leaf blades 0.2-0.5" wide, flat,  
Iris-like. Heads many, few-flowered. Anthers 6, <  
filaments, flowers self-pollinating.



**SANTA BARBARA SEDGE** (*Carex barbarae*) -  
Native Perennial - Sedge Family - (May-Aug)  
- Seasonally wet places - Stem 6-36" tall, base  
brown to purple. Lowest flower cluster "leaves" <  
4" long. Spikelets brown, 1-3" long, 0.2-0.3" wide.





**TORRENT SEDGE** (*Carex nudata*) Native Perennial - Sedge Family - (Apr-Jul) - Rocky or sandy streambeds below high-water mark - Stem 12-28" long, in large, raised, dense clumps. Side spikelets 0.6-2.4" long. Fruit green, purple-sploded on upper 2/3.



**TALL NUTSEDGE** (*Cyperus eragrostis*) Native Perennial - Sedge Family - (May-Nov) - Vernal pools, streambanks - Leaves basal. Flower cluster bracts 4-8. Spikelets 0.2-0.8" long, oblong, in heads to 1.6" wide. Seeds short-stalked.



**COMMON SPIKERUSH** (*Eleocharis macrostachya*) Native Perennial - Sedge Family - (Spring-summer) - Common. Fresh to brackish wetland - Stem 8-39" tall, 0.06-0.1" wide. Spikelet 0.2-1.6" long, 0.08-0.2" wide, style 2-branched.



**GRAND HOUND'S TONGUE** (*Cynoglossum grande*) Native Perennial - Borage Family - (Feb-May) - Chaparral, woodland - Stem 1-3'. Leaf stalk 3-6". Leaf blade 3-6" cm long, broadly oval. Flowers bright blue w/inner white teeth.



**BABY BLUE-EYES** (*Nemophila menziesii* var. *menziesii*) Native Annual - Borage Family - (Feb-May) - Meadows, grassland, chaparral, woodland, slopes - Plant 4-12". Lower leaves w/6-13 lobes. Flowers bright blue w/white center, 0.2-1.6" wide.



**BREWER PHACELIA** (*Phacelia breweri*) Native Perennial - Borage Family - (Mar-Jun) - Rocky soils, slopes, chaparral, oak woodland - Plant 4-18" tall. Leaves 0.4-1.6" long, 0-few lobes. Flowers 0.16-0.24" long, light blue. Seeds 1-2.



**CALIFORNIA PHACELIA** (*Phacelia californica*) Native Perennial - Borage Family - (Mar-Sep) - Bluffs, open slopes, road cuts, chaparral, woodland - Plant tufted, stiff-hairy. Leaves gen pinnate w/big terminal leaflet. Flowers 0.16-0.28" long, lavender.



**FIESTA FLOWER** (*Pholistoma auritum* var. *auritum*) Native Annual - Borage Family - (Mar-Jun) - Ocean bluffs, talus slopes, woodland, streambanks, canyons - Stem 8-47" tall. Leaf lobes 7-13. Flowers 0.3-0.6" long, 0.4-1.2" wide, purple, with bractlets.





**BLUE DICKS** (*Dichelostemma capitatum* subsp. *capitatum*) Native Perennial - Brodiaea Family - (Mar-Jun) - Open woodland, scrub, desert, grassland - Plant 2-28" tall. Flowers blue-purple, not narrowed in the middle. Stamens 6. Early spring bloomer.



**FORK-TOOTHED OOKOW** (*Dichelostemma congestum*) Native Perennial - Brodiaea Family - (Apr-Jun) - Open woodland, grassland - Plant 12-35" tall. Flowers blue-purple, narrowed above ovary. Stamens 3. Late spring bloomer.



**ITHURIEL'S SPEAR** (*Triteleia laxa*) Native Perennial - Brodiaea Family - (Apr-Jun) - Common. Open forest, conifer or foothill woodland, grassland on clay soil - Flower stem 4-28". Leaves 8-16", 0.16-1" wide. Flowers blue, blue-purple or white, 0.7-1.9" long.



**MEDITERRANEAN LINSEED** (*Bellardia trixago*) Naturalized Annual - Broom-rape Family - (Apr-Jun) - Disturbed grassland. - Plant sticky-hairy. Stem 6-32" tall. Leaves lance-shaped, toothed. Flowers 0.8-1" long, 2-lipped: upper lip pink, lower lip white. **INVASIVE.**



**PURPLE OWL'S-CLOVER** (*Castilleja exserta* subsp. *exserta*) Native Annual - Broom-rape Family - (Mar-May) - Open fields, grassland - Plant sticky, short-hairy. Flower cluster tipped white, pale yellow or rose. Flower upper lip hooked, fuzzy.



**DWARF OWL'S CLOVER** (*Triphysaria pusilla*) Native Annual - Broom-rape Family - (Apr-Jun) - Grassland - Plant 2-8" tall, yellow-brown or purple, hairy. Leaves 0.2-1.2" long, 3-9-lobed. Flowers purple (yellow), 0.16-0.28" long, in leaf axils.



**GIANT TRILLIUM** (*Trillium chloropetalum*) Native Perennial - Bunchflower Family - (Apr-May) - Edges of redwood forest, chaparral, gen moist slopes, canyon banks in alluvial soils - Flowers dark purple to white, sessile. Petals 2.6-4" long, odor rose-like or spicy.



**COAST LARKSPUR** (*Delphinium decorum* subsp. *decorum*) Native Perennial - Buttercup Family - (Mar-May) - Open coastal grassland, chaparral - Stems 3-14" tall. Leaves short-hairy under, with few-toothed lobes. Flowers few, dark blue-purple.





SPREADING LARKSPUR (*Delphinium patens* subsp. *patens*) Native Perennial - Buttercup Family - (Mar–Jun) - Grassland, open woodland - Stem 4-35" long. Leaves glabrous, divided into few-toothed lobes. Flowers few, bright or dark blue-purple.



PURPLE SANICLE (*Sanicula bipinnatifida*) Native Perennial - Carrot Family - (Mar–May) - Open grassland, gen on serpentine, or pine/oak woodland - Plant 5-24" tall. Leaves 1.6-7.5" long, 1-2x divided on a winged central axis. Flowers dark purple. Fruits prickly.



CALIFORNIA MILKWEED (*Asclepias californica*) Native Perennial - Dogbane Family - (Apr–Jul) - Flats, grassy or brushy hillsides - Plant densely white-woolly. Leaves oval. Flowers dark purple, ~ 0.5" long, petals bent back. Food plant for Monarch butterflies.



NARROW-LEAF MILKWEED (*Asclepias fascicularis*) Native Perennial - Dogbane Family - (May–Oct) - Dry ground, valleys, foothills - Plant gen hairless. Stem leaves narrow, 3-5 in whorls. Flowers green-white to purple-tinged, ~0.25" long.



SMALL CLARKIA (*Clarkia affinis*) Native Annual - Evening Primrose Family - (May–Jun) - Openings in woodland, chaparral - Stem < 32". Buds erect, ovary 8-grooved, sepals united on side. Petals 0.2-0.6" long, pale pink to dark wine-red, often purple-flecked.



HERALD-OF-SUMMER (*Clarkia gracilis* subsp. *gracilis*) Native Annual - Evening Primrose Family - (Apr–Jul) - Common. Openings in woodland, forest - Plant < 35". Buds nodding. Petals 0.2-0.9" long, pink. Stigma = anthers. Ovary 4-grooved. Sepals united.



FOUR-SPOT (*Clarkia purpurea* subsp. *quadrivulnera*) Native Annual - Evening Primrose Family - (Apr–Aug) - Common. Open, grassy or shrubby places - Buds erect. Petals < 0.6", lavender to dark red. Ovary 8-grooved. Sepals 1's or 2's.



RUBY CHALICE CLARKIA (*Clarkia rubicunda*) Native Annual - Evening Primrose Family - (May–Aug) - Openings in woodland, forest, chaparral near coast - Stem < 5' long. Buds erect. Petals 0.4-1.2", rose w/red base. Sepals united. Stigma > anthers.





**ELEGANT CLARKIA** (*Clarkia unguiculata*) Native Annual - Evening Primrose Family - (Apr–Sep) - Common. Woodland - Buds nodding. Axis erect. Petals 0.4-1" long, pink to dark-red, clawed. Sepals united; sepals & ovary w/spreading hairs to 0.1".



**PANICLED / WEEDY WILLOWHERB** (*Epilobium brachycarpum*) Native Annual - Evening Primrose Family - (Jun–Sep) - Common. Dry open or disturbed woodland, grassland, roadsides - Plant 8-79" tall, diffuse. Petals 2-15 mm long, white to rose-purple.



**COMMON WILLOWHERB** (*Epilobium ciliatum* subsp. *ciliatum*) Native Perennial - Evening Primrose Family - (Jun–Oct) - Common. Disturbed places, moist meadows, streambanks, roadsides - Plant 20-48" tall, smooth or short-hairy. Petals 2-6 mm, white to pink.



**CHAPARRAL WILLOWHERB** (*Epilobium minutum*) Native Annual - Evening Primrose Family - (Apr–Sep) - Dry, open, disturbed areas, vernal pools, often after fire - Plant < 16" tall. Flower cluster open. Petals 0.1-0.2" long, white or pink. Leaves flat, not clustered.



**NARROW-LEAF FLAX** (*Linum bienne*) Naturalized Perennial - Flax Family - (Mar–Jun) - Garden escape; grassland, woodland, disturbed places, esp coastal - Plant 2.4-24" tall. Petals light blue, 0.24-0.4" long. Fruit 0.16-0.24" wide. Garden escape.



**LONG-BEAKED FILAREE** (*Erodium botrys*) Naturalized Annual - Geranium Family - (Mar–Jul) - Dry, open or disturbed sites - Stem 4-35" tall, coarse-hairy. Leaves lobed. Petals pink, 0.3-0.5" long. Sepals w/reddish tip. Fruit beak 2-4.7" long.



**REDSTEM FILAREE** (*Erodium cicutarium*) Naturalized Annual - Geranium Family - (Feb–Sep) - Open, disturbed sites, grassland, scrub - Stem 4-20". Leaves compound, leaflets dissected. Sepal tip bristly. Petal pink to purple. Fruit beak 0.8-2". **INVASIVE.**



**GREENSTEM FILAREE** (*Erodium moschatum*) Naturalized Annual - Geranium Family - (Feb–Sep) - Open, disturbed sites - Stem 4-24", short-hairy. Leaves compound, leaflets toothed. Sepal tip glabrous. Petals 0.4-0.6" long, pink. Fruit beak 0.8-1.6" long.





CUT-LEAVED GERANIUM (*Geranium dissectum*) Naturalized Annual - Geranium Family - (Mar-Jul) - Open, disturbed sites - Stem 3-28" tall, rough-hairy. Leaf blades deeply divided. Petals violet-red, 0.1-0.25" long w/notched tips. Flower stalk sticky. **INVASIVE.**



HAIRY DOVE'S FOOT GERANIUM (*Geranium molle*) Naturalized Annual - Geranium Family - (Feb-Aug) - Open to shaded sites, disturbed ground - Stem 4-17" tall. Petals red-purple, 0.1-0.4" long, notched. Sepals awnless. Fruit smooth, wrinkled.



HERB ROBERT (*Geranium robertianum*) Naturalized Annual-Biennial - Geranium Family - (Apr-Sep) - Open to shaded sites - Stem 4-20" long. Leaflets in 3s, deeply lobed. Petals pink to red-purple, 0.4-0.55" long.



WESTERN BLUE-EYED-GRASS (*Sisyrinchium bellum*) Native Perennial - Iris Family - (Mar-May) - Common. Open, gen moist, grassy areas, woodland - Stem < 25" tall. Leaves iris-like. Petals 6, blue-purple with dark veins, 0.4-0.7" long.



GRASS-POLY (*Lythrum hyssopifolia*) Naturalized Annual-Perennial - Loosestrife Family - (Apr-Oct) - Marshes, drying pond margins, disturbed ground - Stem 4-24". Leaves 0.2-1.2" long, ~ elliptical. Petals pink, 0.1-0.2" long. 2 awl-like appendages. **INVASIVE weed.**



FIELD MADDER (*Sherardia arvensis*) Naturalized Annual - Madder Family - (Mar-Jul) - Pastures, disturbed areas, grassland, dry meadows, oak woodland - Stem 2.8-6.3" long. Leaves in whorls of 5-6, 0.2-0.5" long. Flowers pink or lavender, the 4 lobes < tube.



GERANIUM-LEAVED CHECKERBLOOM (*Sidalcea malviflora* subsp. *laciniata*) Native Perennial - Mallow Family - (Mar-Jun) - Grassland, open woodland - Plant 6-39" tall. Middle leaves linear-lobed. Petals 0.4-0.8" long, pink-lavender, gen white veined.



RED MAIDS (*Calandrinia ciliata*) Native Annual - Miner's Lettuce Family - (Feb-May) - Common. Sandy to loamy soil, grassy areas, cult fields - Petals 0.2-0.6" long, bright pink to red, round-tipped. Fruit < 0.1" longer than bracts.





CLASPING HENBIT (*Lamium amplexicaule*) Naturalized Annual-Biennial - Mint Family - (Apr-Sep) - Disturbed sites, cult or abandoned fields - Stem 4-16" long. Leaf blades 0.4-1" long, upper stalkless. Flowers red-purple, gen 0.4-0.7" long.



PENNYROYAL (*Mentha pulegium*) Naturalized Perennial - Mint Family - (Jul-Oct) - Moist places, fields - Stem 4-12" tall, short-hairy. Leaves 0.2-1" long, upper stalkless. Flowers 0.2-0.3" long, violet to lavender. Aromatic. INVASIVE weed.



COYOTE-MINT (*Monardella villosa* subsp. *villosa*) Native Perennial - Mint Family - (May-Aug) - Dry rocky slopes, oak woods, chaparral - Plant < 20" tall. Leaves ovate, 0.4-0.9" mm long. Flower head 0.4-1.2" wide. Flowers pink to purple.



THYMELEAF BEARDSTYLE (*Pogogyne serpylloides*) Native Annual - Mint Family - (Mar-Jun) - Grassy, brushy areas - Plant inconspicuous. Stem 1-8" long, low-growing. Flowers 0.1-0.2" long, lavender, in dense clusters.



CHIA (*Salvia columbariae*) Native Annual - Mint Family - (Mar-Jun) - Dry, disturbed sites, chaparral, coastal-sage scrub - Plant 4-20" tall. Leaf 0.8-4" long, many 2x divided. Flower cluster head-like, 1-2 on bare stem. Flowers blue, tubes 6-8 mm long.



VINEGAR WEED (*Trichostema lanceolatum*) Native Annual - Mint Family - (Jun-Nov) - Dry, open, gen disturbed habitats - Plant < 39" tall. Leaf blades 0.8-2.8" long, leaf stalk, ~ stalkless. Flowers purple-blue, tube 0.2-0.4" long, curving up. Vinegar scent.



RADISH (*Raphanus sativus*) Naturalized Annual - Mustard Family - (May-Jul) - Disturbed areas, fields - Stem 16-51" long. Petals 0.6-1" long, white to purple. Fruit a fat cylinder w/constrictions between seeds. INVASIVE weed.



BRISTLY JEWEL FLOWER (*Streptanthus glandulosus* subsp. *glandulosus*) Native Annual - Mustard Family - (Apr-Jul) - Serpentine, bare slopes, chaparral & woodland openings - Flower lavender or purple-brown.





**JEWELLED ONION** (*Allium serra*) Native Perennial - Onion or Garlic Family - (Apr-May) - Common. Grassy slopes - Flowers pink to rose, crowded, 10-40. "Petals" about 0.2" long, ± erect, ± lance-shaped, papery and folded over fruit when in fruit.



**SPANISH CLOVER** (*Acmispon americanus* var. *americanus*) Native Annual - Pea Family - (May-Oct) - Coast, chaparral, waterways, roadsides, disturbed areas - Plant 2-24", hairy. Flowers white to pink, solitary, bract lobes >> flower tube.



**SMALL-FLOWER LOTUS** (*Acmispon parviflorus*) Native Annual - Pea Family - (Mar-May) - Abundant. Coastal bluffs to oak/pine or fir woodland, open or disturbed areas - Flowers pinkish, solitary, 0.2" long, on stalk with bracts. Not hairy.



**LEATHER ROOT** (*Hoita macrostachya*) Native Perennial - Pea Family - (May-Aug) - Streamsides, marshes, spring-moist places - Stem erect, < 6.6' tall, much-branched. Leaflets 0.8-4" long, both sides sticky. Flowers ~0.4" long, blue to purple.



**PACIFIC PEA** (*Lathyrus vestitus* var. *vestitus*) Native Perennial - Pea Family - (Feb-Jul) - North: Conifer forest. South: chaparral & oak woodland - Stem wings to 0.02" wide. Leaves gen elliptic. Flowers 0.5-0.7" long, pale lavender to purple.



**MINIATURE LUPINE** (*Lupinus bicolor*) Native Annual - Pea Family - (Mar-Jun) - Abundant. Open or disturbed areas - Plant 4-16", hairy. Flower 0.16-0.4" long, banner longer than wide, upper keel ciliate near tip, pedicel < 0.12". Fruit 0.12-0.24" wide.



**SUMMER LUPINE** (*Lupinus formosus* var. *formosus*) Native Perennial - Pea Family - (Apr-Sep) - Dry clay soils, grassland, open areas under pines, gen in valleys - Plant 8-32", low growing. Leaves hairy. Flowers purple, hairless, summer/fall blooming.



**CHICK LUPINE** (*Lupinus microcarpus* var. *microcarpus*) Native Annual - Pea Family - (Mar-Jun) - Abundant. Open or disturbed areas, occ seeded on roadbanks - Plant 4-32", hairy. Leaves smooth above. Flowers gen pink to purple. Flower bracts shaggy.





SKY LUPINE (*Lupinus nanus*) Native Annual - Pea Family - (Mar-Jun) - Abundant. Open or disturbed areas - Plant 4-24" tall, hairy. Flowers blue to pink to white, 0.2-0.6" long; banner as wide as long. Flower stalk gen > 0.12" long.



ARROYO LUPINE (*Lupinus succulentus*) Native Annual - Pea Family - (Feb-May) - Abundant. Open or disturbed areas, often seeded on roadbanks - Plant 8-40" tall, fleshy, sparsely hairy. Flowers 0.5-0.7" long, whorled, gen blue-purple, petal claws short-hairy.



DECEIVING CLOVER (*Trifolium bifidum* var. *decipiens*) Native Annual - Pea Family - (Apr-Jun) - Open, grassy areas, forest - Leaflet tip square/notched. Flower small, yellow to pink-purple, soon reflex. Flower stalk top sparsely hairy.



FOOTHILL CLOVER (*Trifolium ciliolatum*) Native Annual - Pea Family - (Mar-Jun) - Locally common. Grassland, chaparral, disturbed areas - Flower head 0.3-0.8" wide w/vestigial bract. Flowers pink to purple, soon reflexed, bracts w/short, flat bristles.



STRAWBERRY CLOVER (*Trifolium fragiferum*) Naturalized Perennial - Pea Family - (Late spring) - Roadsides, gen in saline soil - Head bracts 0.08" long, green. Flowers pink, 0.2-0.24" long, quickly hidden by hairy inflated flower bracts.



CLUSTERED CLOVER (*Trifolium glomeratum*) Naturalized Annual - Pea Family - (Mar-May) - Uncommon. Disturbed areas - Leaflets 0.2-0.5" long. Head 0.28-0.4" wide. Flowers pink, 0.16-0.24" long. Bracts triangular-lobed, curl back in fruit.



PINPOINT CLOVER (*Trifolium gracilentum*) Native Annual - Pea Family - (Mar-Jun) - Open, disturbed places, occas serpentine - Leaflet tips not deep-notched. Reflexed pink-purple flowers w/point. Flower bracts completely smooth.



ROSE CLOVER (*Trifolium hirtum*) Naturalized Annual - Pea Family - (Apr-May) - Disturbed areas, roadsides - Head with 1-2 bract-like leaves immed below. Flowers pink, 0.4-0.6" long, densely-bristly in fruit. INVASIVE weed.





**SMALL-HEAD CLOVER** (*Trifolium microcephalum*) Native Annual - Pea Family - (Apr–Aug) - Streambanks, moist, disturbed areas, roadsides, serpentine, conifer forest - Hairy. Head bract cup-like. Flowers pink to lavender, calyx lobes smooth-edged, > flowers.



**TOMCAT CLOVER** (*Trifolium willdenovii*) Native Annual - Pea Family - (Mar–Jun) - Abundant. Disturbed, gen spring-moist, heavy soils, occas serpentine - Head bract wheel-shaped, sharp-lobed. Leaf narrow. Flowers purple w/white tip, 0.3-0.6" long.



**NARROW-LEAVED VETCH** (*Vicia sativa* subsp. *nigra*) Naturalized Annual - Pea Family - (Mar–Jun) - Roadsides, disturbed areas, grassland, open areas in oak and riparian woodlands - Flowers 1-2 at leaf bases, pink-purple to white, 0.4-0.7" long. Leaflets 0.2-0.3" wide.



**SPARSELY HAIRY VETCH** (*Vicia villosa* subsp. *varia*) Naturalized Annual-Biennial - Pea Family - (Mar–Jun) - Grassland, roadside, disturbed areas - Stems w/few hairs. Flowers 10-20, blue-purple to white, 0.4-0.55" long. Lower bract lobes 0.04-0.1" long.



**CALIFORNIA GILIA** (*Gilia achilleifolia* subsp. *achilleifolia*) Native Annual - Phlox Family - (Mar–Jun) - Open or shaded, gen grassy places, sandy or rocky soil - Leaves linear-lobed. Flowers lavender, 0.4-0.8" long, throat > tube, 8-25 in hemispheric head.



**MANY-STEM CALIFORNIA GILIA** (*Gilia achilleifolia* subsp. *multicaulis*) Native Annual - Phlox Family - (Feb–Jun) - Open or shaded, gen grassy places, sandy or rocky soil - Leaves linear-lobed. Flowers white to lavender, 0.2-0.4" long, not in heads.



**SERPENTINE LEPTOSIPHON** (*Leptosiphon ambiguus*) Native Annual - Phlox Family - (Apr–May) - Grassy areas gen serpentine - Stem 0.4-0.8", thread-like. Diffuse. Corolla throat widely-widened. CNPS: FAIRLY ENDANGERED.



**PINKLOBE LEPTOSIPHON** (*Leptosiphon androsaceus*) Native Annual - Phlox Family - (Apr–Jun) - Open or shaded areas in woodland, chaparral - Plant 2-18", hairy. Flowers pink, bracted group, tube 0.4-1.3" long, lobes gen > 0.3" long.





**SLENDER ANNUAL PHLOX** (*Microsteris gracilis*)  
Native Annual - Phlox Family - (Mar–Aug) - Dry to moist areas - Plant < 8" tall, glandular-hairy. Leaves 0.4-1.2" long. Flowers 0.3-0.5" long, tubes yellow, lobes bright pink to white.



**DOWNY NAVARRETIA** (*Navarretia pubescens*)  
Native Annual - Phlox Family - (May–Jul) - Open, slopes, gravel, clay - Stem 5.5-13", tan to red-brown. Bracts irregularly toothed. Calyx lobes often toothed. Flowers 0.4-0.6" long, bright blue-purple.



**SKUNKWEED** (*Navarretia squarrosa*) Native Annual - Phlox Family - (Jun–Aug) - Common. Open, wet, gravelly flats, slopes - Plant 4-24" tall, sticky, with skunk-like odor. Flowers 0.35-0.47" long, dark blue; petal lobes 0.08" long.



**RED SAND-SPURRY** (*Spergularia rubra*)  
Naturalized Annual-Perennial - Pink Family - (Spring–fall) - Forest, meadows, mud flats, disturbed - Plant 1.6-10". Leaf non-fleshy, whorls w/large white bracts. Petals pink. Stamens 6-10. Sepals < 0.16".



**WIRY SNAPDRAGON** (*Antirrhinum vexillocalyculatum* subsp. *vexillocalyculatum*)  
Native Annual - Plantain Family - (Jun–Aug) - Disturbed areas - Stem 3-67" long, often clinging to other plants. Flowers lavender, 0.4-0.7" long.



**CHINESE-HOUSES** (*Collinsia heterophylla* var. *heterophylla*) Native Annual - Plantain Family - (Mar–Jun) - Shady places in chaparral, open mixed woodland, oak woodland - Plant 4-20" tall. Flowers 0.6-0.8" long, upper lip whitish.



**PERSIAN SPEEDWELL** (*Veronica persica*)  
Naturalized Annual - Plantain Family - (Feb–May) - Wet, disturbed areas, fields - Stem 2-24" long, crawling. Flowers on 0.6-1.2" long stalks. Flowers blue, purple-lined with a white center.



**PADRE SHOOTING STAR** (*Dodecatheon clevelandii* subsp. *patulum*) Native Perennial - Primrose Family - (Mar–May) - Moist places, often on serpentine or in ± alkaline sites - Leaf blade length >2x width. Flowers often white. Filament tube w/light spots below anthers.





MOSQUITOBILLS SHOOTING STAR (*Dodecatheon hendersonii*) Native Perennial - Primrose Family - (Mar-Jul) - Gen in shady sites - Leaf blade length generally <2x width. Flower parts 4s or 5s. Filament tube solid black.



ITALIAN THISTLE (*Carduus pycnocephalus* subsp. *pycnocephalus*) Naturalized Annual - Sunflower Family - (Mar-Jul) - Roadsides, pastures, disturbed areas - Stems 8-79", narrow spiny-wings. Lower leaves 4-10 lobed, heads 2-5, flower bracts woolly. NOXIOUS.



PURPLE STAR-THISTLE (*Centaurea calcitrapa*) Naturalized Annual-Biennial - Sunflower Family - (Apr-Nov) - Pastures, disturbed places - Plant 8-40"+. Basal leaves 1-2x divided into narrow lobes. Flowers purple with spiny bracts. NOXIOUS weed.



BULL THISTLE (*Cirsium vulgare*) Naturalized Biennial - Sunflower Family - (May-Oct) - Common. Disturbed areas - Plant 12-79" tall. Top of leaves bristly; leaf base forming decurrent wings on stem. Flowers purple, gen 1-2" wide. NOXIOUS weed.



WEEDY CUDWEED (*Pseudognaphalium luteoalbum*) Naturalized Annual - Sunflower Family - (Apr-Aug) - Disturbed sites, fields, streambeds - Heads 0.12-0.16" long, yellowish, female flowers < 0.08" long, pappus bristles connected.



MILK THISTLE (*Silybum marianum*) Naturalized Annual-Biennial - Sunflower Family - (Feb-Jun) - Roadsides, pastures, disturbed areas - Stem 1-10', stout. Leaves spiny, shiny green w/white veins and spots. Flowers red-purple. INVASIVE weed.



TWIGGY WREATH PLANT (*Stephanomeria virgata* subsp. *pleurocarpa*) Native Annual - Sunflower Family - (Jun-Nov) - Chaparral openings, grassland - Plant 20-79". Stem leaves oblong, bract-like. Flower bracts not spreading. Flowers 5-6, white to dark pink.



COMMON CALIFORNIA WILD ASTER (*Symphyotrichum chilense*) Native Perennial - Sunflower Family - (Jun-Oct) - Grassland, salt marshes, disturbed places - Plant 16-39", partly hairy. Leaf 1.6-6", 0.2-1.2" wide. Rays violet, 0.3-0.5" long.





**PURPLE SALSIFY** (*Tragopogon porrifolius*) Naturalized Biennial-Perennial - Sunflower Family - (Mar–Nov) - Common. Disturbed places - Plant 16-39" tall, milky sap. Leaves 0.8-1.6" long, very narrow, waxy blue. Flowers purple.



**ROBUST VERVAIN** (*Verbena lasiostachys* var. *scabrida*) Native Perennial - Vervain Family - (May–Sep) - Open, dry to wet places - Plant 14-32" tall. Leaves green, narrow, 3-lobed, stiff-haired above. Flowers blue to purple on long stalk.



**TUMBLEWEED** (*Amaranthus albus*) Naturalized Annual - Amaranth Family - (Jun–Oct) - Disturbed areas, roadsides, riverbanks, sandy places, agricultural fields - Plant upright, bushy. Stem pale. Flower clusters  $\leq$  0.6" long, at base of leaves. Flowers with 3 "petals".



**GREEN DOCK** (*Rumex conglomeratus*) Naturalized Perennial - Buckwheat Family - (May–Aug) - Common. Moist places - Stem 12-32" tall, unbranched below. Flower cluster open. Fruit valves  $\sim$ 0.1" long, scarcely winged around the 3 tubercles, smooth edged.



**CURLY DOCK** (*Rumex crispus*) Naturalized Perennial - Buckwheat Family - (All year) - Abundant. Disturbed places - Stem 16-39" tall. Flower cluster dense, valves 0.2-0.24", winged around tubercles, smooth edged. 1 tubercle enlarged. **INVASIVE.**



**GOLDEN DOCK** (*Rumex fueginus*) Native Annual-Biennial - Buckwheat Family - (May–Aug) - Riparian, disturbed places, shores, marshes, bogs, wet meadows - Stem 6-24" tall, gen branched. Leaf blades 2-10" long 0.6-1.2" wide. Valves w/2-3 teeth.



**FIDDLE DOCK** (*Rumex pulcher*) Naturalized Perennial - Buckwheat Family - (May–Sep) - Disturbed places, meadows, moist or dry habitats - Stem 8-24" long, branches widely spreading. Leaf blades 1.6-4" long, 1.2-2" wide. Valves w/2-5 teeth.



**WOOLLY FRUITED DESERTPARSLEY** (*Lomatium dasycarpum* subsp. *dasycarpum*) Native Perennial - Carrot Family - (Mar–Jun) - Rocky (gen serpentine), chaparral, woodland - Plant 4-20", short-hairy. Flowers greenish-white, petals and fruit hairy.





**DURANGO ROOT** (*Datisca glomerata*) Native Perennial - Datisca Family - (May-Jul) - Dry streambeds or washes - Stem 3.3-6.6' tall. Leaves ~ 6" long, lance-shaped, alternate above, opposite/whorled below. Flowers small with no petals.



**WALL GOOSEFOOT** (*Chenopodium murale*) Naturalized Annual - Goosefoot Family - (All year) - Common. Disturbed areas, fields - Plant 6-24" tall. Leaves dark green, shiny, broad, toothed. Seeds horizontal, bumpy, rim angled.



**CHECKER LILY** (*Fritillaria affinis*) Native Perennial - Lily Family - (Mar-Jun) - Common. Oak or pine scrub, grassland - Stem 4-47" tall. Leaves 1.6-6.3" long, whorled below. Petals mottled brown-purple and yellow-green, 0.4-1.6" long.



**HOARY NETTLE** (*Urtica dioica* subsp. *holosericea*) Native Perennial - Nettle Family - (Jun-Sep) - Meadows, seeps, springs, margins of marshes, streams, lakes, moist areas in chaparral, coastal scrub - Plant 3.3-9.8' tall, grayish, covered with stinging hairs.



**DWARF NETTLE** (*Urtica urens*) Naturalized Annual - Nettle Family - (Jan-Jun) - Disturbed areas, stream banks, shaded areas in grassland, oak woodland, chaparral, coastal-sage scrub, riparian woodland - Leaf teeth sharp. Petals 2 large, 2 small, free to base.



**COMMON PLANTAIN** (*Plantago major*) Naturalized Annual-Perennial - Plantain Family - (Apr-Sep) - Disturbed areas - Leaves basal, blades 5-18 cm long, broadly oval, not hairy. Flowers + stem 2-24" tall, flower cluster gen 1.2-8" long.



**LADY'S MANTLE** (*Aphanes occidentalis*) Native Annual - Rose Family - (Mar-May) - Seasonally moist grassland, chaparral, woodland - Plant inconspicuous, soft hairy, < 4" tall. Leaves 0.1-0.5" long, deeply lobed. Flowers yellow-green, < 0.1" long.



**TURKEY-MULLEIN** (*Croton setigerus*) Native Annual - Spurge Family - (May-Oct) - Dry, open, often disturbed areas - Plant < 8" tall, moundlike, covered w/long stiff hairs. Leaf blade 0.4-2" long, oval. TOXIC to livestock.





**PYGMY WEED** (*Crassula connata*) Native Annual - Stonecrop Family - (Feb–May) - Open areas - Plants 0.8-2.4"+ tall, red in age. Flowers < 0.1" long, 2 per node; Sepals 4, pointed end. Petals generally < sepals.



**MUGWORT** (*Artemisia douglasiana*) Native Perennial - Sunflower Family - (May–Nov) - Common. Open to shady areas, often in drainages - Plant 20-60" tall. Leaves gen 0.4-4" long, densely hairy below, some 3-5 lobed. Flower bracts hairy.



**DAGGERLEAF COTTONROSE** (*Logfia gallica*) Naturalized Annual - Sunflower Family - (Mar–Jul) - Bare or grassy openings, burns - Plant 1-20" tall, gen cobwebby. Leaves awl-shaped, stiff, > flower heads. Flowers brown to yellow.



**SLENDER WOOLLY-MARBLES** (*Psilocarphus tenellus*) Native Annual - Sunflower Family - (Mar–Jul) - Common. Dry, seasonally moist slopes, flats, burns, trails, rarely vernal pools - Plant hairy. Leaves spoon-shaped. Disk flowers 4-lobed.



**SPINY COCKLEBUR** (*Xanthium spinosum*) Native Annual - Sunflower Family - (Jul–Oct) - Disturbed, seasonally wet, often alkaline sites, in grassland, marshes, watercourses - Plant 4-24". Stem node spines 0.6-1.2" long, golden, gen 3-lobed. Bur 0.4-0.5" long.



**COCKLEBUR** (*Xanthium strumarium*) Native Annual - Sunflower Family - (Jul–Oct) - Disturbed, seasonally wet, often alkaline sites, in grassland, marshes, watercourses - Plant 4-32" tall. Stem spineless. Bur 0.4-1.2"+ long.



**COMMON FIDDLENECK** (*Amsinckia intermedia*) Native Annual - Borage Family - (Mar–Jun) - Abundant. Open, generally disturbed places - Plant 0.5-3' tall. Flowers orange with 5 red spots, 0.3-0.4" long, 0.2-0.4" wide, tube straight.



**COMMON INDIAN PAINTBRUSH** (*Castilleja affinis* subsp. *affinis*) Native Perennial - Broom-rape Family - (Mar–Jun) - Chaparral, coastal scrub - Plants 6-24" tall, gen bristly, non-sticky. Leaves 1-3", lance-shaped, 0-5 lobes. Flower cluster open, red to orange-red.






WOOLLY PAINTBRUSH (*Castilleja foliolosa*)  
Native Perennial - Broomrape Family -  
(Mar–Jun) - Dry, open, rocky slopes, edges of  
chaparral - Plant 1-2' tall, base slightly woody,  
much branched, woolly. Flower cluster  
orange-red (occas. yellow-green).



SHEEP SORREL (*Rumex acetosella*) Naturalized  
Perennial - Buckwheat Family - (Apr–Jul) - ±  
Disturbed, often acidic places - Stem < 16". Leaf  
gen basal, blade 0.8-2.4" long, lower  
arrowhead-shaped w/2 lobes. Flowers yellowish,  
turn reddish. INVASIVE.



CRIMSON COLUMBINE (*Aquilegia formosa*)  
Native Perennial - Buttercup Family - (Apr–Sep) -  
Streambanks, seeps, moist places, chaparral,  
oak woodland, mixed-evergreen or conifer forests  
- Flowers about 2" long, yellow with red sepals &  
spurs.



CALIFORNIA FUCHSIA (*Epilobium canum*  
subsp. *canum*) Native Perennial - Evening  
Primrose Family - (Jun–Dec) - Dry slopes, ridges  
- Plant hairy, gen sticky with a woody base. Leaf  
0.3-2.8" long, gray to green. Flowers red-orange,  
floral tube 0.8-1.2" long.



SCARLET PIMPERNEL (*Anagallis arvensis*)  
Naturalized Annual - Myrsine Family - (Mar–May)  
- Common. Disturbed places, ocean beaches -  
Plants 2-16" tall. Flowers 0.2-0.3" long, salmon or  
occasionally blue. Leaves TOXIC, can cause  
dermatitis.



CALIFORNIA PINK (*Silene laciniata* subsp.  
*californica*) Native Perennial - Pink Family -  
(Spring–summer) - Chaparral, oak woodland,  
conifer forest, serpentine or not - Plant 8-28" tall.  
Petals 0.5-1" long, bright red.



CALIFORNIA POPPY (*Eschscholzia californica*)  
Native Perennial - Poppy Family - (Feb–Sep) -  
Grassy, open areas - Plant 2-24" tall. Flower  
w/spreading rim <= 0.2". Petals 0.8-2.4" long,  
early spring = large and orange, fall = smaller and  
yellow.



WIND POPPY (*Papaver heterophyllum*) Native  
Annual - Poppy Family - (Apr–May) - Grassy  
areas, openings in chaparral - Plant 1-2', yellow  
sap. Petals orange-red, 0.4-0.8" long. Stigma  
spherical on slender style.





**CALIFORNIA FIGWORT** (*Scrophularia californica*) Native Perennial - Snapdragon Family - (Mar-Jul) - Common; damp places, chaparral, roadsides - Stem 2.6-4' tall, square x-section. Leaves opposite, to 7" long, triangular, toothed. Flowers 0.3-0.5" long, upper lips red to maroon, lower paler or yellowish.



**VENUS THISTLE** (*Cirsium occidentale* var. *venustum*) Native Biennial - Sunflower Family - (May-Jul) - Disturbed areas, grassland, woodland - Plant 1.6-9.8' tall. Head bract cluster 0.6-2" tall, 0.6-3" diam. Flowers gen bright red-pink to red, 0.9-1.4" long.



**SEASIDE HELIOTROPE** (*Heliotropium curassavicum* var. *oculatum*) Native Perennial - Borage Family - (Feb-Oct) - Moist to dry, saline to alkaline soils, gen near water - Plant fleshy. Leaf 0.4-2.4 cm long. Flowers white w/ yellow center, 0.12-0.2" long.



**VARIABLE-LEAF NEMOPHILA** (*Nemophila heterophylla*) Native Annual - Borage Family - (Feb-Jun) - Common. Forest, chaparral, roadsides, streambanks - Flower 0.1-0.4" long, unspotted, bract appendages < 0.04" long in fruit.



**SMALL-FLOWER NEMOPHILA** (*Nemophila parviflora* var. *parviflora*) Native Annual - Borage Family - (Mar-Jul) - Woodland, forest, roadsides, slopes - Upper leaves 0.4-1.6" long, gen w/5 deep lobes. Flowers white or blue, 0.08-0.16" long; style < 0.1".



**COMMON PHACELIA** (*Phacelia distans*) Native Annual - Borage Family - (Mar-May) - Common. Clay to rocky soils, slopes - Plant 6-32" tall. Leaves divided. Flowers 0.24-0.35" long, dirty white. Seeds 2-4.



**ROCK PHACELIA** (*Phacelia imbricata* subsp. *imbricata*) Native Perennial - Borage Family - (Apr-Jul) - Slopes, roadsides, flats, canyons, chaparral, woodland - Plant 8-47", tufted. Leaf segments 7-15. Flowers 0.2-0.3", white. Flower bracts often sticky.



**WHITE FIESTA FLOWER** (*Pholistoma membranaceum*) Native Annual - Borage Family - (Feb-May) - Beaches, bluffs, ravines, wooded slopes, desert washes - Stem 2-36" tall. Flowers gen 2-10, 0.12-0.24" long, < 0.4" wide, white, no bractlets.






**RUSTY POPCORNFLOWER** (*Plagiobothrys nothofulvus*) Native Annual - Borage Family - (Mar-May) - Common; open woodland, grassland - Plant 8-28" tall, red-purple sap. Flower 0.16-0.35" wide, white. Seed often only 1, horizontal.



**VALLEY TASSELS** (*Castilleja attenuata*) Native Annual - Broom-rape Family - (Mar-May) - Grassland - Plant 4-20" tall, hairy, non-sticky. Leaves 0.8-3.1" long, narrow, 0-3 lobes. Flower cluster 1-12" long, narrow, tips white or pale yellow.



**EAR-SHAPED WILD BUCKWHEAT** (*Eriogonum nudum* var. *auriculatum*) Native Perennial - Buckwheat Family - (May-Oct) - Common. Sand or gravel - Plant 5-15 dm. Leaves on stem, curled. Inflo smooth. Flowers white to pink, smooth.



**WATER SMARTWEED** (*Persicaria punctata*) Native Annual-Perennial - Buckwheat Family - (Jun-Nov) - Shallow water, shores, marshes, floodplain forest - Flowers ~0.15" long, 5-lobed, white margins, gland-dotted. Fruit black, shiny.




**KNOTWEED** (*Polygonum aviculare* subsp. *depressum*) Naturalized Annual - Buckwheat Family - (May-Nov) - Disturbed places - Stem 4-20", mat-forming. Flowers 2-8/leaf axil, ~0.1" long, fused 1/2 length, w/white or pink margins.



**STARRY FALSE SOLOMON'S SEAL** (*Maianthemum stellatum*) Native Perennial - Butcher's Broom Family - (Apr-Jun) - Moist woodland, streambanks, open slopes - Stem 12-28" long. Leaf 2-7" long. Flowers 5-15/cluster. Petals white, 0.16-0.28" long.



**PALE-FLOWERED WESTERN LARKSPUR** (*Delphinium hesperium* subsp. *pallescens*) Native Perennial - Buttercup Family - (Mar-May) - Oak woodland, e slope coast ranges - Plant gen 16-32" w/short-hairy base. Flowers white, pinkish or lt blue.



**THREAD-LEAF WATER BUTTERCUP** (*Ranunculus aquatilis* var. *diffusus*) Native Perennial - Buttercup Family - (Mar-Sep) - Ponds, lakes, streams - Leaf w/slender stem, leaf segments thread-like. Petals 0.16-0.28" long, white.





**BUR-CHERVIL** (*Anthriscus caucalis*) Naturalized Annual - Carrot Family - (Apr–Jun) - Generally shady places - Plant 18-40" tall. Flowers white; flower stalk >= fruit length. Fruits 0.1-0.2" long with curved "velcro" bristles. Leaves fern-like, triangular outline.



**WESTERN WATER-HEMLOCK** (*Cicuta douglasii*) Native Perennial - Carrot Family - (Jun–Sep) - Wet places, gen aquatic - Plants 5-10' tall. Leaves 1-3x divided, leaflets 1-10, serrate edges. Flowers white. Fruits round. The most lethally **TOXIC** native plant.



**POISON HEMLOCK** (*Conium maculatum*) Naturalized Biennial - Carrot Family - (Apr–Jul) - Common. Moist, esp disturbed places - Plants 2-10' tall. Stems purple-spotted. Leaves fern-like, gen 2x divided. Flowers white. **TOXIC. INVASIVE** weed.



**RATTLESNAKE WEED** (*Daucus pusillus*) Native Annual - Carrot Family - (Apr–Jun) - Rocky or sandy places - Plant 1-35" tall, usually < 20". Flower clusters with < 13 flowers, all white. Young roots edible. Sap **TOXIC** to some people, causing dermatitis.



**COW PARSNIP** (*Heracleum maximum*) Native Perennial - Carrot Family - (Apr–Jul) - Moist places, wooded or open - Plants 1-3 m tall, woolly-hairy. Leaflets 3, maple-lobed, 4-16" wide. Petals white, outermost longest. Juice causes dermatitis.



**SWEET-CICELY** (*Osmorhiza berteroi*) Native Perennial - Carrot Family - (Apr–Jul) - Conifer forest, woodland, disturbed areas - Plant 12-47". Leaflets in 3s, serrate to irreg lobed. Flower white. Fruit 0.5-1", upward pointing barbs, splitting apart below.



**VENUS' NEEDLE** (*Scandix pecten-veneris*) Naturalized Annual - Carrot Family - (Apr–Jun) - Grassy slopes, roadsides - Plant 6-20" tall. Leaf segments finely divided, linear. Flowers white, outer petals larger. Fruit 0.2-1" long with a beak 0.8-2.8" long.



**TALL SOCK-DESTROYER** (*Torilis arvensis*) Naturalized Annual - Carrot Family - (Apr–Jul) - Disturbed places - Plant erect, 12-40". Flower clusters open, > leaf. Fruits 0.1-0.2" long, covered with uncurved bristles. Flowers white or pinkish. **INVASIVE** weed.





**SHORT SOCK-DESTROYER** (*Torilis nodosa*) Naturalized Annual - Carrot Family - (Apr–Jun) - Disturbed places - Plant spreading, 4-20" tall. Flowers white to red, clusters dense, < leaf. Fruit ~ 0.1" long, uncurved bristles on outer surface, bumps inside.



**WAVYLEAF SOAP PLANT** (*Chlorogalum pomeridianum* var. *pomeridianum*) Native Perennial - Century Plant Family - (May–Aug) - Common. Open grassland, chaparral, woodland - Plant 1-8' tall, flowers at night. Bulb juices lather in water.



**DENSE-FLOWER WILLOWHERB** (*Epilobium densiflorum*) Native Annual - Evening Primrose Family - (May–Oct) - Streambanks, outwashes, seasonal moist flats - Plant 2-60" tall, soft-hairy. Petals 0.1-0.4", rose-purple to white. Fruit not tapered.



**CALIFORNIA MAN-ROOT** (*Marah fabacea*) Native Perennial - Gourd Family - (Feb–Apr) - Streambanks, washes, shrubby open areas - Vine 6-20' long. Leaves moderately lobed. Flowers cream or white, < 0.3" wide. Fruit spiny all over.



**WHITE GLOBE LILY** (*Calochortus albus*) Native Perennial - Lily Family - (Apr–Jun) - Common. Shady to open woodland, scrub - Stem 2-8 dm. Leaves grasslike. Flowers 2-many, hanging, closed at tip. Sepals 10-15 mm. Petals white to pink, 20-25 mm long.



**OAKLAND STAR-TULIP** (*Calochortus umbellatus*) Native Perennial - Lily Family - (Mar–May) - Open chaparral or woodland, gen on serpentine - Stem 3-10". Petals white or pink, 0.5-0.7" long, square tip, purple-spotted base. CNPS: FAIRLY ENDANGERED.



**WHITE BUTTERFLY MARIPOSA LILY** (*Calochortus venustus*) Native Perennial - Lily Family - (May–Jul) - Sandy (often granitic) soil in grassland, woodland, yellow-pine forest - Flowers white w/square yellow nectary; 2 red patches above. Petals 1.2-2" long.



**GOOSE GRASS** (*Galium aparine*) Native Annual - Madder Family - (Apr–Jun) - Grassy, ± shady places - Stem 12-35" long, weak, brittle. Leaves 0.5-1.6" long, in whorls of 6-8. Flowers white, 4-lobed. Fruits covered w/short, hooked hairs.





**CHEESEWEED** (*Malva parviflora*) Naturalized Annual - Mallow Family - (Mar-May) - Common. Disturbed places - Stem 8-32" long, gen erect, widely branched. Flower bractlets linear. Petals 0.1-0.2" long, pink to gen white. Fruit with flange from flower bracts.



**SANTA CLARA THORNMINT** (*Acanthomintha lanceolata*) Native Perennial - Mint Family - (Mar-Jun) - Arid, rocky slopes, openings in scrub or woodland, gen on serpentine - Plant 4-12" tall, soft hairy, ill-smelling, spiny. CNPS: WATCH LIST.



**YERBA BUENA** (*Clinopodium douglasii*) Native Perennial - Mint Family - (Apr-Sep) - Shady places, chaparral, woodland - Stem trailing, gen woody, forming mats. Leaves 0.4-1.4" long, oval. Petals white to lavender, 3-8 mm long. Aromatic.



**CUTLEAF BUGLEWEED** (*Lycopus americanus*) Native Perennial - Mint Family - (Aug-Sep) - Moist areas, marshes, streambanks - Stem 8-32" tall, nodes short-hairy. Leaves 0.8-3" long, w/short stems, irregularly lobed and cut. Flowers white, ~0.1" long.



**COMMON HOREHOUND** (*Marrubium vulgare*) Naturalized Perennial - Mint Family - (Mar-Nov) - Disturbed sites, gen overgrazed pastures - Stem 4-24" long. Leaf blades 0.6-2.2" long. Flower bract w/10 hook-tipped teeth. Flowers white, ~0.2" long. **INVASIVE.**



**SHORT-SPIKED HEDGE-NETTLE** (*Stachys pycnantha*) Native Perennial - Mint Family - (Jun-Oct) - Streambanks, springs, pine/oak forest - Plant 12-39", densely glandular, aromatic. Flower cluster < 2", no spaces. Petals white to pink, ~0.3" long.



**SHORTSTEM MORNING-GLORY** (*Calystegia subacaulis* subsp. *subacaulis*) Native Perennial - Morning-glory Family - (Apr-Jun) - Dry, open scrub or woodland - Stem gen ~0.8" long. Flowers 1.3-2.4" long, white or cream. Bractlets concealing flower bracts.



**BINDWEED** (*Convolvulus arvensis*) Naturalized Perennial - Morning-glory Family - (Mar-Oct) - Roadsides, open areas in many pl communities - Trailing. Leaf 0.8-1.2" long, w/round tip, pointed lobes. Flowers white to pink, 0.8-1" long. **NOXIOUS.**





**DWARF SANDWEED** (*Athyas pusillus*) Native Annual - Mustard Family - (Feb–Jun) - Grassy, open slopes, rocky outcrops, chaparral, flats, floodplains, cliffs, ledges - Stem 2-12" long, spindly. Flower cluster 1-sided. Petals white, ~0.1" long. Fruits round, hairy.



**SHEPHERD'S PURSE** (*Capsella bursa-pastoris*) Naturalized Annual - Mustard Family - (Jan–Oct) - Disturbed areas - Stem 4-20" long. Basal leaves 1.2-2.4" long, dandelion-like. Petals white, 0.08-0.16" long. Fruits 0.16-0.35" long, flat, heart-shaped.



**MILK MAIDS** (*Cardamine californica*) Native Perennial - Mustard Family - (Jan–May) - Gen shaded sites, canyons, woodland. One of first spring flowers - Stem 10-24" long. Leaves lobed to compound w/sharp teeth. Petals white or pale rose, 0.3-0.5" long.



**WESTERN BITTER-CRESS** (*Cardamine oligosperma*) Native Annual - Mustard Family - (Mar–Jul) - Wet meadows, shady banks, damp areas - Plants < 16". Leaves divided into 5-9 leaflets. Flowers white, 0.1-0.2" long. Fruit < 0.1" wide.



**THREADLEAF PEPPERGRASS** (*Lepidium nitidum*) Native Annual - Mustard Family - (Feb–Mar) - Alkaline soils, pastures, dry vernal pools, fields, beaches - Fruit stalk flat. Fruit smooth, 0.14-0.24" long, cupped, winged.



**PROSTRATE PEPPERGRASS** (*Lepidium strictum*) Naturalized Annual - Mustard Family - (Apr–Jun) - Uncommon. Disturbed areas, woodland, slopes - Stem 2.8-6.7", gen crawling. Leaves pinnately lobed. Flower cluster crowded, stalk < fruit, sepals stay.



**WATER CRESS** (*Nasturtium officinale*) Native Perennial - Mustard Family - (Mar–Nov) - Streams, springs, marshes, lake margins, swamps - Stem 4-43" long. Leaflets 3-9, 0.3-1" wide. Petals white, 0.12-0.18" long. **EDIBLE** leaves.



**HAIRY FRINGEPOD** (*Thysanocarpus curvipes*) Native Annual - Mustard Family - (Feb–Jun) - Common. Slopes, washes, moist meadows, woodland, streambanks - Stem 4-24". Leaf clasping w/'ears'. Fruit 0.12-0.24" wide, hanging, often hairy w/perforated edge.





**SMALL-FLOWERED NIGHTSHADE** (*Solanum americanum*) Native Annual-Perennial - Nightshade Family - (Apr–Nov) - Open, often disturbed places - Flower 0.12-0.24" wide w/3mm lobes, white, anthers ~0.07". Seeds ~0.05". Bracts 0.04-0.08", curled back in fruit.



**GAMBEL MILKVETCH** (*Astragalus gambelianus*) Native Annual - Pea Family - (Mar–Jul) - Open, grassy areas, scrub - Plant 8-12" tall, slender. Leaflets square-tipped. Flowers 4-15/cluster, white w/purple-tinge, ~0.1" long. Fruits ~0.15" long, reflexed.



**WILD LICORICE** (*Glycyrrhiza lepidota*) Native Perennial - Pea Family - (May–Jul) - In colonies, moist, gen open, disturbed areas incl streambanks, roadsides, alkaline soils or not - Plant to 47" tall. Leaflets 9-19. Flowers whitish, 0.43-0.55". Fruit w/hooks prickles.



**GULLY LUPINE** (*Lupinus microcarpus* var. *densiflorus*) Native Annual - Pea Family - (Apr–Jun) - Abundant. Open or disturbed areas, occ seeded on roadbanks - Plant 4-32" tall, hairy. Flowers 0.3-0.7" long, white to yellow. Flower bract hairs few, short.



**CALIFORNIA TEA** (*Rupertia physodes*) Native Perennial - Pea Family - (May–Sep) - Woodland - Stem ~1.6'. Leaflets 3, triangular to lance-shaped, 1.4-2.8" long, sticky. Flower bracts not hairy, lobes =. Flowers white or yellow, banner 0.4-0.55" long.



**THIMBLE CLOVER** (*Trifolium microdon*) Native Annual - Pea Family - (Mar–Jun) - Common locally. Open, moist or dry, gen disturbed areas - Short-hairy. Head bract w/flat base. Flowers white to pink. Calyx lobes < 1/2 flower tube length, < flowers.



**SUBTERRANEAN CLOVER** (*Trifolium subterraneum*) Naturalized Annual - Pea Family - (Mar–Apr) - Meadows, roadsides, disturbed areas - Plant hairy, creeping. Leaflets 0.4-0.6" long. Head 0.4" wide. Flowers white, 0.3-0.55" long, fruit in a bur.



**BICOLOR LEPTOSIPHON** (*Leptosiphon bicolor*) Native Annual - Phlox Family - (Mar–Jun) - Common. Open, grassy areas, chaparral, woodland - Plant 0.8-8.3" tall, hairy. Flower lobes ~0.1" long, pink or white; tube red; stigma <=0.02" long.





**STICKY MOUSE-EAR CHICKWEED** (*Cerastium glomeratum*) Naturalized Annual - Pink Family - (Spring) - Dry hillsides, grassland, chaparral, disturbed areas - Flowers 0.1-0.2" long, white, sticky-hairy. Flower bract hairs extend beyond tip; bracts herbaceous.



**DOUGLAS' STITCHWORT** (*Minuartia douglasii*) Native Annual - Pink Family - (Spring-early summer) - Dry, rocky, slopes, flats in chaparral, oak and pine woodland, often serpentine - Plant 1.6-12", sticky-hairy. Leaves 0.2-1.6". Petals white, 0.12-0.24" long.



**SMALL-FLOWER CATCHFLY** (*Silene gallica*) Naturalized Annual - Pink Family - (Spring-early summer) - Fields, disturbed areas - Plant 4-16". Leaves < 1.4" long. Flower cluster short-hairy, bracts sticky-hairy, petal blade 0.2-0.5" long, smooth to notched, white to pink.



**COMMON CHICKWEED** (*Stellaria media*) Naturalized Annual - Pink Family - (Feb-Sep) - Oak woodland, meadows, disturbed areas - Plant 2.8-20" tall. Stem w/line of hairs on 1 side. Sepals 0.12-0.18" long. Petals white, 2-lobed, 0.7-0.9x sepals.



**CALIFORNIA DWARF PLANTAIN** (*Plantago erecta*) Native Annual - Plantain Family - (Mar-May) - Sandy, clay, serpentine soil; grassy slopes, flats, open woodland - Leaf 1.2-5" long, linear, hairy. Flowers + stem 1.2-12" tall, cluster 0.2-1.2" long.



**ENGLISH PLANTAIN** (*Plantago lanceolata*) Naturalized Annual - Plantain Family - (Apr-Aug) - Common. Disturbed areas - Leaves basal, hairy, 2-10" long, <= 1" wide. Flowers + stem 8-31" tall, flower cluster 0.8-3" long. **INVASIVE**, lawn weed.



**CREAM CUPS** (*Platystemon californicus*) Native Annual - Poppy Family - (Mar-May) - Open grassland, sandy soil, burns - Plant 1.2-12" tall, shaggy-hairy. Leaves 0.4-3.5" long, narrow. Flowers solitary. Stamens > 12. Petals 6, gen cream with yellow base.



**STICKY CINQUEFOIL** (*Drymocallis glandulosa* var. *wrangelliana*) Native Perennial - Rose Family - (May-Jul) - Gen ± shady or moist areas - Stem 8-28". Flower 0.2-0.25" long, pale yellow to cream. Terminal leaflet distinct, unlobed.





**WOODLAND STAR** (*Lithophragma* affine) Native Perennial - Saxifrage Family - (Mar-Apr) - Open, grassy slopes - Plant 4-24" tall. Leaves w/3-5 sharp-toothed shallow lobes, stem leaves alternate. Petals 0.2-0.5" long, white. Hypanthium funnel-shaped.



**CALIFORNIA SAXIFRAGE** (*Micranthes californica*) Native Perennial - Saxifrage Family - (Feb-May(Jun)) - Moist, shady places - Plant 6-14" tall. Leaves 1.6-4" long, at base, egg-shaped,  $\geq 0.08$ " wide, toothed. Petals white, 0.1-0.18" long.



**YARROW** (*Achillea millefolium*) Native Perennial - Sunflower Family - (Apr-Sep) - Many habitats - Plant 4"-7" tall. Stem white-hairy. Leaves finely dissected. Flower cluster flat-topped. Flowers white to pink. Widely used in folk medicine.



**MAYWEED** (*Anthemis cotula*) Naturalized Annual - Sunflower Family - (Apr-Aug) - Common. Disturbed areas, fields, coastal dunes, chaparral, oak woodland - Leaves finely divided into thread-like lobes. Flowers  $> 0.6$ " wide, many on top of a well-branched stem.



**PEREGRINE THISTLE** (*Cirsium cymosum* var. *cymosum*) Native Perennial - Sunflower Family - (Jun-Jul) - Scrubland, woodland, open forest, meadows, occ serpentine - Plant 10-48" tall. Phyllaries green, upright. Flowers dull white.



**COMMON CALIFORNIA-ASTER** (*Corethrogyne filaginifolia*) Native Perennial - Sunflower Family - (Jul-Nov) - Coastal scrub, chaparral, grassland, foothill woodland, forest - Heads 3-20+, calyx length 2x width. Rays white to pink-purple.



**HORSEWEED** (*Erigeron canadensis*) Naturalized Annual - Sunflower Family - (All year) - Disturbed places - Plant 8-79" tall. Gen 1 main stem branching above. Disk flowers yellow; rays white or pink,  $\leq 0.04$ " long. Head bracts 0.12-0.16" tall, 0.08-0.12" wide.



**PHILADELPHIA FLEABANE** (*Erigeron philadelphicus* var. *philadelphicus*) Native Biennial-Perennial - Sunflower Family - (May-Jun) - Stream-sides, other moist habitats - Plant 10-32" tall. Disk yellow. Rays 150-400, narrow, white to pink. Leaves clasping.





**HAYFIELD TARWEED** (*Hemizonia congesta* subsp. *luzulifolia*) Native Perennial - Sunflower Family - (Mar-Dec) - Disturbed, open, or grassy sites, often clayey soils, serpentine - Plant 2-32" tall. Flowers white, rays 0.2-0.5" long; head bract tips < body.



**WHITE HAWKWEED** (*Hieracium albiflorum*) Native Perennial - Sunflower Family - (May-Sep) - Forest - Stem 8-47" tall, densely long-hairy. Leaves mostly at base, 3-6" long, not lobed. Flower cluster widely branched, heads few-haired. Rays white. Milky sap.



**COTTONWEED** (*Micropus californicus* var. *californicus*) Native Annual - Sunflower Family - (Mar-Jun) - Clearings, often disturbed, dry or seasonally moist soils - Plant 0.4-20" tall. Disk flowers < 5; top scale points up, largest gen 0.12-0.16" long.



**CALIFORNIA EVERLASTING** (*Pseudognaphalium californicum*) Native Biennial - Sunflower Family - (Apr-Jul) - Sandy canyons, dry hills, coastal chaparral - Stem 8-51" tall. Leaves green + glandular on both sides. Heads white, spheric, 0.2-0.24" long.



**CALIFORNIA CHICORY** (*Rafinesquia californica*) Native Annual - Sunflower Family - (Apr-Jul) - Open sites in scrub, woodland; often common after fire - Stem 2-15+ dm. Flower heads 0.8-1.2" wide, solitary. Rays white or cream, extend 0.2-0.3" beyond bracts.



**LONGHORN PLECTRITIS** (*Plectritis macrocera*) Native Annual - Valerian Family - (Mar-Jun) - Common. Open, partly shaded slopes - Plant 24-32" tall. Leaves to 1.8" long. Flowers 0.08-0.15" long w/tapering spur, white to pale pink. Fruit grooved.



**LEMON VERBENA** (*Phyla nodiflora*) Native Perennial - Vervain Family - (May-Nov) - Wet places, pond margins - Mat-like. Leaf blade 0.2-1.2" long, < 0.4" wide, 5-11 teeth. Flowers white to red. Flower stem 0.6-3.5" tall. Ornamental.



**LINDLEY BLAZING STAR** (*Mentzelia lindleyi*) Native Annual - Blazing-star Family - (May-Jun) - Rocky, open slopes, coastal-sage scrub, oak/pine woodland - Plant 4-28" tall. Leaves 0.8-6.7" long, gen deeply lobed. Petals 0.8-1.6" long, yellow w/orange base.





**SMALL-FLOWERED FIDDLENECK** (*Amsinckia menziesii*) Native Annual - Boraginaceae Family - (May-Jul) - Shade-tolerant, open, disturbed areas at forest/woodland edges - Flowers yellow to orange-yellow, generally spotted, 0.2-0.3" long, 0.1" wide. Leaves coarse-hairy.



**CLUSTERED BROOMRAPE** (*Orobanche fasciculata*) Native Perennial - Broom-rape Family - (Apr-Jul) - Dry, open bare places. Root parasite on various shrubs - Plant 2-8" tall. Flowers pink or yellow, 5-20 on long stems.



**YELLOW JOHNNY-TUCK** (*Triphysaria eriantha* subsp. *eriantha*) Native Annual - Broom-rape Family - (Mar-May) - Grassland, foothills - Plant 4-14" tall, purple. Leaves 0.4-2" long, 3-7 lobed. Flowers yellow with dark purple beak, 0.4-1" long.



**CALIFORNIA BUTTERCUP** (*Ranunculus californicus* var. *californicus*) Native Perennial - Buttercup Family - (Mar-Aug) - Grassland, open woodland - Petals 9-17, 0.28-0.55" long, often > 2x width. Fruit body 0.07-0.13" long, 0.05-0.09" wide, smooth.



**PRICKLESEED BUTTERCUP** (*Ranunculus muricatus*) Naturalized Annual - Buttercup Family - (Apr-Jun) - Stream-banks, drainages, low meadows - Plant 6-20". Leaves gen 3-lobed. Petals yellow, 5, 0.16-0.3" long. Fruits 0.2" long with curved bristles.



**FOOTHILL MEADOW-RUE** (*Thalictrum fendleri* var. *polycarpum*) Native Perennial - Buttercup Family - (Mar-Jun) - Moist, open to shaded places, woodland, forest - Plant 2-6'+ tall, male or female. Leaf 1-4x divided, 3-18" long, segments 0.3-0.8" long. No petals.



**FENNEL** (*Foeniculum vulgare*) Naturalized Perennial - Carrot Family - (May-Sep) - Roadsides, disturbed sites - Plants 3-6.5' tall, anise-scented. Stems waxy-blue, canelike. Flowers yellow. Leaf segments thread-like, edible when young. **INVASIVE weed.**



**CELERY WEED** (*Lomatium californicum*) Native Perennial - Carrot Family - (Apr-Jun) - Woodland, brushy slopes - Plant 12-48" tall, smooth, waxy. Leaf segments wedge-shaped, celery-like. Flowers yellow. Used medicinally by Native Americans.





**BLADDER PARSNIP** (*Lomatium utriculatum*)  
Native Perennial - Carrot Family - (Feb–May) - Open grassy slopes, meadows, woodland - Plant 4-20" tall, leafy stem. Leaf lobes linear, bases broad. Flowers bright yellow above unfused, round bractlets. Fruit winged.



**POISON SANICLE** (*Sanicula bipinnata*) Native Perennial - Carrot Family - (Apr–May) - Open grassland or pine/oak woodland - Plants 5-24" tall. Leaves 2x pinnate. Flowers yellow, male flower stalk < fruit. Reported to be slightly TOXIC.



**PACIFIC WOODLAND SANICLE** (*Sanicula crassicaulis*) Native Perennial - Carrot Family - (Mar–May) - Open slopes, ravines, woodland - Plants stout, 9-47". Leaves 1-5" across with 3-5 deep, palmate lobes and serrate edges. Flowers yellow.



**YELLOW MARIPOSA LILY** (*Calochortus luteus*)  
Native Perennial - Lily Family - (Apr–Jun) - Heavy soils in grassland, woodland, mixed-evergreen forest - Stem 8-20" long. Flowers bell-shaped, deep yellow, 0.8-1.6" long, gen w/inner central red-brown spot.



**GOLDEN MONKEYFLOWER** (*Mimulus guttatus*)  
Native Perennial - Lopseed Family - (Mar–Aug) - Common. Wet places, gen terrestrial, occ emergent or floating in mats - Plant 0.8-60". Flower yellow, gen > 0.8" long; mature bracts flattened sideways, inflated in fruit.



**ERECT-POD WINTER CRESS** (*Barbarea orthoceras*) Native Perennial - Mustard Family - (Mar–Jul) - Meadows, streambanks, moist woodland, grassland - Stem 8-24". Lower leaves w/large terminal lobe, upper clasping stem. Petals bright yellow, 0.2-0.3" long.



**BLACK MUSTARD** (*Brassica nigra*) Naturalized Annual - Mustard Family - (Apr–Sep) - Common. Disturbed areas, fields - Plant 1-6' tall. Petals bright yellow, 0.3-0.4" long. Fruit upright, pressed against stem. **INVASIVE weed.**



**TURNIP** (*Brassica rapa*) Naturalized Annual - Mustard Family - (Jan–May) - Disturbed areas - Stem 8-40" tall. Leaves clasping, upper smooth-edged & waxy. Petals yellow, 0.2-0.4" long, stalk 0.3-1"; fruit beak > 0.4". **INVASIVE weed.**





**WESTERN WALLFLOWER** (*Erysimum capitatum* var. *capitatum*) Native Biennial - Mustard Family - (Mar-Sep) - Common. Open areas, woodland, sandy areas, chaparral - Petals orange to yellow, fruit 1-4.3" long.



**SHORTPOD MUSTARD** (*Hirschfeldia incana*) Naturalized Biennial-Perennial - Mustard Family - (Apr-Oct) - Disturbed areas - Stem 16-60". Longest leaves 1.6-4" long, dense-hairy. Petals pale yellow, ~0.2" long. Fruit appressed. Fall-blooming. **INVASIVE.**



**YELLOW WATER CRESS** (*Rorippa curvisiliqua*) Native Annual-Biennial - Mustard Family - (May-Oct) - Uncommon. Streambanks, marshy ground, seepage areas, mud flats, meadows - Stem spreading. Flowers yellow, stalks 0.04-0.16" long.



**HEDGE MUSTARD** (*Sisymbrium officinale*) Naturalized Annual - Mustard Family - (Apr-Sep) - Disturbed areas, fields, pastures - Stem 10-22" tall, thin, wiry. Petals 0.1-0.16" long, pale yellow. Fruit 0.4-0.55" long, awl-shaped, appressed.



**COLCHITA** (*Acmispon brachycarpus*) Native Annual - Pea Family - (Mar-Jun) - Abundant. Grassland, oak and pine woodland, desert flats and mtns, roadsides - Soft, densely hairy, < 16" tall. Flower yellow, almost stemless, bract lobes 1-2x flower tube.



**DEERWEED** (*Acmispon glaber* var. *glaber*) Native Perennial - Pea Family - (Mar-Aug) - Chaparral, roadsides, coastal sands; common - Often shrubby, leaflets 3-6, many clusters of 3-7 stemless flowers, yellow fading to orange-red, 0.3-0.5" long.



**CALIFORNIA LOTUS** (*Acmispon wrangelianus*) Native Annual - Pea Family - (Mar-Jun) - Abundant. Coastal bluffs, chaparral, disturbed areas - Low growing. Flowers yellow aging red, 0.2-0.4" long, almost stemless. Bract lobes same length as flower tube.



**CALIFORNIA BURCLOVER** (*Medicago polymorpha*) Naturalized Annual - Pea Family - (Mar-Jul) - Common. Chaparral, oak woodland, streambanks, roadsides, disturbed areas - Stem 4-20". Flower yellow, 0.14-0.24" long. Spiny spiral fruits. **INVASIVE.**





SOURCLOVER (*Melilotus indicus*) Naturalized Annual-Biennial - Pea Family - (Apr-Oct) - Open, disturbed areas - Stem 4-24" long. Leaflets 3, 0.4-1" long. Flowers yellow, ~0.1" long.



HOP CLOVER (*Trifolium campestre*) Naturalized Annual - Pea Family - (Apr-May) - Disturbed areas, roadsides - Flower heads 0.3-0.5" wide, bright yellow, brown w/age, quickly reflexing. Flowers with lengthwise ridges.



LITTLE HOP CLOVER (*Trifolium dubium*) Naturalized Annual - Pea Family - (Spring) - Agricultural, disturbed areas, lawns - Heads 0.16-0.3" wide. Flowers bright yellow, age brown, quickly reflex, smooth.



SHARP POINT FLUVELLIN (*Kickxia elatine*) Naturalized Annual - Plantain Family - (Apr-Oct) - Disturbed, open places - Plant low, sticky-hairy. Some or all leaves arrow-shaped. Flowers yellow or blue, with violet upper lip; 0.3-0.6" long.




WOOLLY MULLEIN (*Verbascum thapsus*) Naturalized Biennial - Snapdragon Family - (May-Sep) - Roadsides, streambanks, disturbed areas - Plant woolly lt-green. Stem 1-6.6' tall. Leaves 2-20" long. Flowers yellow, 0.6-1" wide, sticky.



BROADLEAF STONECROP (*Sedum spathulifolium*) Native Perennial - Stonecrop Family - (Apr-Aug) - Outcrops, often in shade - Plant mat-forming. Basal leaves spoon-shaped, forming persistent rosettes. Petals ~0.3" long, yellow.



BLOW WIVES (*Achyrachaena mollis*) Native Annual - Sunflower Family - (Mar-Jun) - Common. Grassy sites, often clay soils - Plant 2-24" tall, soft-hairy. Flowers yellow turning red, 0.1-0.5" wide, extend < 0.1" beyond green bracts. Showy, flat scales attached to seeds.



GIANT NATIVE DANDELION (*Agoseris grandiflora* var. *grandiflora*) Native Perennial - Sunflower Family - (Apr-Jul) - Grassland, scrub, woodland - Plant 10-40". Leaf lobes point up. Flower rosy-purple, variable-sized bracts. Seed tapers to beak > 2x body length. Leaf lobes point upward.





**TOCALOTE** (*Centaurea melitensis*) Naturalized Annual - Sunflower Family - (Apr-Jul) - Disturbed fields, open woodland - Plant 4-39", gray-hairy, resinous. Leaves 0.8-6" long. Flowers yellow, 0.4-0.8" long, bracts tipped w/purple spines. NOXIOUS weed.



**YELLOW STAR-THISTLE** (*Centaurea solstitialis*) Naturalized Annual - Sunflower Family - (May-Oct) - Invasive, roadsides, disturbed grassland or woodland - Plant 4-39" tall. Leaves woolly, extend down the stem. Flower bract spines 0.4-1" long. NOXIOUS weed.



**FITCH SPIKEWEED** (*Centromadia fitchii*) Native Perennial - Sunflower Family - (May-Nov) - Grassland, ± alkaline flats, vernal pools, woodland, disturbed sites, serpentine - Plant 2-20" tall. Leaves below flowers spiny, sticky.



**COMMON SPIKEWEED** (*Centromadia pungens* subsp. *pungens*) Native Annual - Sunflower Family - (Apr-Nov) - Grassland, saltbush scrub, disturbed sites - Spiny. Leaves smooth or rough to the touch.



**BRASS-BUTTONS** (*Cotula coronopifolia*) Naturalized Perennial - Sunflower Family - (Mar-Dec) - Common. Saline and freshwater marshes, mud flats - Plant 2-16"+ tall, smooth, ± fleshy. Leaves linear to lance-shaped w/linear teeth or lobes. INVASIVE.



**DANDELION-LEAF HAWKSBEARD** (*Crepis vesicaria* subsp. *taraxacifolia*) Naturalized Annual-Biennial - Sunflower Family - (Feb-Oct) - Sandy clearings, hillsides, disturbed places - Plant 1-47" tall. Leaves dandelion-like. Fruit beak 0.1-0.2" long.



**WESTERN GOLDENROD** (*Euthamia occidentalis*) Native Perennial - Sunflower Family - (Jul-Nov) - Marshes, streambanks, meadows - Stem < 6.6', smooth. Leaves < 4" long, <= 0.24" wide, w/dark glandular pits. Flowers yellow, rays 0.06-0.1" long.



**GREAT VALLEY GUMPLANT** (*Grindelia camporum*) Native Perennial - Sunflower Family - (May-Nov) - Sandy or saline bottomland, roadsides - Stem non-woody, 2-8' tall, whitish. Leaves gen resinous. Head to 1.2" wide, bracts bend downward.





ROSILLA (*Helenium puberulum*) Native Biennial - Sunflower Family - (Jun-Aug) - Streambanks, seepage areas, lake margins - Plant 20-63". Flower head spherical, disk flowers ~0.1" long, yellow on sides, brown-purple on top; rays 0.15-0.4" long, point down.



DIABLO HELIANTHELLA (*Helianthella castanea*) Native Perennial - Sunflower Family - (Apr-Jun) - Open, grassy sites - Stem 4-20" tall. Leaves w/ 1 pair of veins more distinct. Outer head bracts leaf-like, curl around head. CNPS: FAIRLY ENDANGERED.



BRISTLY OX-TONGUE (*Helminthotheca echioides*) Naturalized Annual-Biennial - Sunflower Family - (All year) - Common. Disturbed areas - Stem 1-6.5' tall, bristly. Leaf 2-8" long, covered with prickly bumps. Flower heads 0.8-1.6" wide. INVASIVE weed.



INLAND OREGON GOLDENASTER (*Heterotheca oregona* var. *rudis*) Native Perennial - Sunflower Family - (Jul-Oct) - Seasonally dry streambed - Plant 8-39" tall. Leaves on branches gen < 0.5" long, < 0.12" wide, densely short-hairy. Flower heads rayless.




BRISTLY GOLDENASTER (*Heterotheca sessiliflora* subsp. *echioides*) Native Perennial - Sunflower Family - (Jul-Oct) - Grassland, scrub, woodland, open forest, disturbed sites - Plant 2-7 dm, bristly. Leaves flat, to 5 cm long, upper reduced. Head bracts not leafy.



HEERMANN TARPLANT (*Holocarpha heermannii*) Native Annual - Sunflower Family - (May-Nov) - Grassland - Plant 0.2-1.2 m tall, densely very-short-hairy, glandular. Ray flowers 3-13, yellow. Disk flowers yellow to brown. Yellow anthers.



STICKY TARPLANT (*Holocarpha virgata* subsp. *virgata*) Native Annual - Sunflower Family - (May-Nov) - Grassland - Plant 8-48" tall, glandular, not very-short-hairy. Heads small, at branch ends. Ray flowers 3-8; disk flowers 9-25, anthers black.



SMOOTH CAT'S-EAR (*Hypochaeris glabra*) Naturalized Annual - Sunflower Family - (Mar-Jun) - Common. Disturbed areas, grassland, open woodland - Plant 4-24" tall, smooth. Rays 0.2-0.3" long, barely > head bracts. Only inner fruit beaked. INVASIVE.





**ROUGH CAT'S-EAR** (*Hypochaeris radicata*)  
Naturalized Perennial - Sunflower Family -  
(Apr-Jul) - Disturbed areas, grassland, open  
woodland - Plant 4-32" tall, rough-hairy. Rays  
0.4-0.6" long, well exceeding head bracts. Fruits  
all beaked. **INVASIVE** weed.



**WILLOW LETTUCE** (*Lactuca saligna*)  
Naturalized Annual - Sunflower Family -  
(Jul-Nov) - Roadsides, grassland - Stem 12-39"  
tall. Leaf lobes entire or few-toothed, no prickles  
underneath. Flowers 5-12, pale yellow, open in  
morning.



**PRICKLY LETTUCE** (*Lactuca serriola*)  
Naturalized Annual - Sunflower Family -  
(May-Oct) - Abundant. Disturbed places - Stem  
1.6-10' tall, prickly-bristly. Leaves deeply-lobed,  
midvein and edges prickly-bristly. Flowers pale  
yellow, 0.16-0.2" wide.



**COMMON HARE-LEAF** (*Lagophylla ramosissima*)  
Native Annual - Sunflower Family -  
(Apr-Oct) - Grassland, openings in scrub,  
woodland, forest - Plant 4-40" tall. Leaves hairy,  
often sticky, to 4.7" long. Rays yellow, 0.12-0.24"  
long.



**CALIFORNIA GOLDFIELDS** (*Lasthenia californica* subsp. *californica*)  
Native Annual - Sunflower Family - (Feb-Jun) - Many habitats -  
Stem < 16" tall, hairy. Leaves 0.3-2.8" long,  
<0.25" wide, smooth edged. Head bracts 4-13,  
not joined. Rays 0.2-0.7" long.



**TIDY-TIPS** (*Layia platyglossa*)  
Native Annual - Sunflower Family - (Feb-Jul) - Many habitats -  
Plant 1-28" tall, sticky. Leaves narrow. Ray  
flowers 0.1-0.8" long, yellow w/white tips. Disk  
anthers gen dark purple.



**PLUMP-SEED TARWEED** (*Madia anomala*)  
Native Annual - Sunflower Family - (Apr-Jun) -  
Openings in woodland or chaparral - Plant 8-20"  
tall. Leaf 0.8-4" long, linear. Rays green-yellow,  
3-8, 0.12-0.18" long, anthers dark purple. Ray  
fruits dark, round x-section.



**GUMWEED** (*Madia gracilis*)  
Native Annual - Sunflower Family - (Apr-Aug) - Open,  
semi-shaded or disturbed sites, many habitats,  
incl serpentine - Plant 2.4-40" tall, hairy, upper  
half sticky. Leaf 0.4-4" long. Rays yellow, 3-10,  
0.06-0.3" long. Bracts 6-10 mm tall.





COAST TARWEED (*Madia sativa*) Native Annual - Sunflower Family - (May–Oct) - Grassy, open, or disturbed sites - Plant 3.5-10 dm, hairy, all glandular. Leaf 0.8–7.1" long, 0.1–0.7" wide. Rays green-yellow, 8-13, 0.06–0.16" long. Head bracts 0.24–0.6" tall.



PINEAPPLE WEED (*Matricaria discoidea*) Naturalized Annual - Sunflower Family - (Feb–Aug) - Abundant. Disturbed sites, riverbanks - Plant 4-12" tall, sweet-scented. Heads pineapple-shaped, ~ 0.4" wide; head stalk to 0.6" long.



DOUGLAS SILVERPUFFS (*Microseris douglasii* subsp. *douglasii*) Native Annual - Sunflower Family - (Mar–Jun) - Grassland, near vernal pools or serpentine - Plant 2-24". Leaf 1.2-10". Pappus scales <= 5, 0.04-0.24" long. Fruit widest at tip.



CUPPED MONOLOPIA (*Monolopia major*) Native Annual - Sunflower Family - (Feb–Jul) - Grassland, bare clay - Plant 2-32" tall. Rays 0.3-0.8" long, 3-lobed, yellow to cream. Head bracts 0.3-0.5" long, fused into a cup w/triangular lobes.



COTTON-BATTING PLANT (*Pseudognaphalium stramineum*) Native Annual - Sunflower Family - (Mar–Aug) - Many habitats, dunes, chaparral slopes, roadsides - Heads 0.16-0.2" long, female flowers > 0.08" long, pappus bristles free.



COMMON GROUNDSEL (*Senecio vulgaris*) Naturalized Annual - Sunflower Family - (Feb–Jul) - Common. Disturbed areas - Plant 4-24" tall, not hairy, w/1-10+ stems. Flower head bracts with black-tips. Milky sap.



CALIFORNIA GOLDENROD (*Solidago velutina* subsp. *californica*) Native Perennial - Sunflower Family - (May–Nov) - Woodland margins, grassland, disturbed soils - Stem 8-60" tall. Gen densely short-soft-hairy. Flower cluster height 2-4x width.



PRICKLY SOW THISTLE (*Sonchus asper* subsp. *asper*) Naturalized Annual - Sunflower Family - (All year) - Common. Slightly moist disturbed sites, along streams - Plant 4-48". Leaf teeth prickly. Basal lobes of upper leaves rounded, curving downward.





**COMMON SOW THISTLE** (*Sonchus oleraceus*)  
Naturalized Annual - Sunflower Family - (All year)  
- Abundant. Disturbed places - Plant 4-55" tall.  
Leaf teeth soft to touch. Basal lobes of upper  
leaves sharply pointed, straight to curving  
upward.



**COMMON DANDELION** (*Taraxacum officinale*)  
Naturalized Biennial-Perennial - Sunflower Family  
- (All year) - Abundant. Esp disturbed areas -  
Stem hollow. Leaves bright green with sharp  
down-pointing lobes. Outer head bracts  
reflexed. Fruit ~ brown.



**SILVERPUFFS** (*Uropappus lindleyi*) Native  
Annual - Sunflower Family - (Mar-May) -  
Common. Open grassland, woodland, chaparral,  
deserts, gen in loose soils - Heads pale yellow,  
never nod. Outer head bracts always > 1/4  
length. Pappus scale notched.



**NARROW-LEAVED MULE'S EARS** (*Wyethia  
angustifolia*) Native Perennial - Sunflower Family  
- (Apr-Aug) - Grassland - Plant 4-35" tall,  
rough-hairy. Leaves narrow, veins all similar,  
base blades 4-20" long. Ray flowers 0.6-1.8"  
long.



**GRAY MULE'S EARS** (*Wyethia helenioides*)  
Native Perennial - Sunflower Family -  
(Mar-May(Aug)) - Open grassland, woodland,  
scrub - Plant 8-28" tall, densely woolly, often  
becoming smooth. Some woolly hairs remain on  
leaf stalks and floral bracts.



**JOHNNY-JUMP-UP** (*Viola pedunculata*) Native  
Perennial - Violet Family - (Feb-Apr) - Open,  
grassy slopes, hillsides, chaparral, oak woodland,  
gen full sun - Plant 2-15" tall. No basal leaves.  
Petals gold-yellow, lower 3 brown-veined, upper  
2 red-brown on back.



**MOJAVE DESERT CALIFORNIA BUCKWHEAT**  
(*Eriogonum fasciculatum* var. *polifolium*) - Native  
Perennial - Buckwheat Family - (All year) - Sand,  
gravel or rocks - **NOT IN THE EAST BAY -  
FOUND IN CARNEGIE CANYON.**



**RED-FLOWERING CURRANT** (*Ribes  
sanguineum* var. *glutinosum*) Native Perennial -  
Gooseberry Family - (Feb-Apr) - Many habitats -  
Shrub < 13' tall, no prickles. Sepals pink to white.  
Petals white to red, ~0.1" long. Styles smooth.





**HAIRY VINE HONEYSUCKLE** (*Lonicera hispidula*) Native Perennial - Honeysuckle Family - (May–Jun) - Canyons, streamsides, woodland - Shrub sprawling-climbing, 6-10' long, short-hairy. Flower cluster densely sticky. Flowers pink, 0.5-0.6" long, sticky-hairy.



**SNOWBERRY** (*Symphoricarpos albus* var. *laevigatus*) Native Perennial - Honeysuckle Family - (May–Jul) - Shady woodland, streambanks, N. slopes - Shrub 20-71" tall. Flowers > 8/cluster, pink, 0.16-0.24" long, bell-shaped, swollen on 1 side.



**CREeping SNOWBERRY** (*Symphoricarpos mollis*) Native Perennial - Honeysuckle Family - (Apr–May) - Ridges, slopes, open places in woodland - Shrub 6-24" tall, sprawling. Flowers < 8/cluster, pink + often red outside, 0.16" long, bell-shaped, symmetrical.



**BLUE WITCH** (*Solanum umbelliferum*) Native Perennial - Nightshade Family - (All year) - Shrubland, mixed-evergreen forest, woodland - Plant gen < 39", upper stem hairs branched, dense. Flowers 0.6-1" wide, purple, with green spots at the base.



**BUSH LUPINE** (*Lupinus albilfrons* var. *albilfrons*) Native Perennial - Pea Family - (Mar–Jun) - Common. Chaparral, foothill woodland - Shrub 2-16' tall, gen distinct trunk, green to silvery. Flowers 0.35-0.6" long, purple, banner back hairy, keel top ciliate mid to tip.



**BAY AREA SILVER LUPINE** (*Lupinus albilfrons* var. *collinus*) Native Perennial - Pea Family - (Mar–Jun) - Cliffs, forest openings - Subshrub 8-16" tall, woody only at base, silvery. Flowers 0.35-0.6" long, violet to lavender.



**CALIFORNIA ROSE** (*Rosa californica*) Native Perennial - Rose Family - (Feb–Nov) - Gen ± moist areas in sun, esp streambanks - Shrub 2.6-8.2' tall w/thick curved spines, forming thickets. Petals pink, 0.6-1" long; sepals unlobed.



**WOOD ROSE** (*Rosa gymnocarpa* var. *gymnocarpa*) Native Perennial - Rose Family - ((Feb)Apr–Jul) - Common. Gen in shade of forest, scrub - Shrub w/straight thorns. Flowers gen solitary, stalks sticky, fruit smooth, sepals deciduous.





WHITE ALDER (*Alnus rhombifolia*) Native Perennial - Birch Family - (Apr-Jun) - Along permanent streams - Tree. Leaves flat, not rusty underneath, margins serrate, not rolled under. Female flowers cone-like. Wood used for furniture and for smoking meats.



CALIFORNIA COFFEE BERRY (*Frangula californica* subsp. *californica*) Native Perennial - Buckthorn Family - (May-Jul) - Coastal-sage scrub, chaparral, forest, woodland - Shrub < 16' tall. Flowers greenish. Leaves smooth beneath.



COAST LIVE OAK (*Quercus agrifolia* var. *agrifolia*) Native Perennial - Oak Family - (Mar-Apr) - Valleys, slopes, mixed-evergreen forest, woodland - Tree 30-80'. Leaves convex, hair-tuft below in vein axils. Acorns on 1st year twigs, shell glabrous inside.



BLUE OAK (*Quercus douglasii*) Native Perennial - Oak Family - (Apr-May) - Dry slopes, interior foothills, woodland - Tree 20-66', deciduous. Bark checkered into scales. Leaves 1.2-2.4" long, bluish green, unlobed to shallowly lobed, lacking bristles.



CALIFORNIA BLACK OAK (*Quercus kelloggii*) Native Perennial - Oak Family - (Apr-May) - Slopes, valleys, woodland, conifer forest - Tree < 80', deciduous. Leaves 3.5-8" long, supple, deeply-lobed, lobes bristle-tipped.



VALLEY OAK (*Quercus lobata*) Native Perennial - Oak Family - (Mar-Apr) - Slopes, valleys, savanna - Tree < 115' tall, deciduous. Leaves 2-5" long, not leathery, deeply lobed, lobes without bristles. Acorns 1.2-2" long, slender, cup 0.4-1.2" deep.



GRAY PINE (*Pinus sabiniana*) Native Perennial - Pine Family - - - Foothill woodland, n oak woodland, chaparral, infertile soils in mixed-conifer and hardwood forests - Tree < 125' tall. Needles in 3s, 3.5-15" long, gray-green. Cone brownish, seed > wing.



BIG-LEAF MAPLE (*Acer macrophyllum*) Native Perennial - Soapberry Family - (Mar-Jun) - Common. Streambanks, canyons - Tree < 100'. Leaves 5-lobed, 3-6" long, 4-10" wide. Group of 20-90 hanging flowers appear after leaves. Winged seeds.





WESTERN POISON OAK (*Toxicodendron diversilobum*) Native Perennial - Sumac Family - (Apr–Jun) - Canyons, slopes, chaparral, coastal scrub, oak woodland - Shrub or vine. Leaflets 3, red in fall, mid leaflet stalked. Flowers green. Fruits white. TOXIC.



CALIFORNIA SAGEBRUSH (*Artemisia californica*) Native Perennial - Sunflower Family - (Aug–Nov) - Coastal scrub, chaparral, open woodland - Shrub 2-8.5' tall, rounded. Leaves 0.4-4", hairy, thread-like, light green to gray. Flower heads < 5 mm wide. Sage-scented.



N. CALIFORNIA BLACK WALNUT (*Juglans hindsii*) Native Perennial - Walnut Family - (Apr–May) - Along streams, disturbed slopes - Tree 20-75'. Leaflets 13-21, 3-5". Fruit 1.4-2" wide. CNPS: SERIOUSLY ENDANGERED (unplanted).



FREMONT COTTONWOOD (*Populus fremontii* subsp. *fremontii*) Native Perennial - Willow Family - (Mar–Apr) - Scattered. Alluvial bottomland, streambanks - Tree < 66' tall. Leaves heart-shaped to triangular, coarsely scalloped, blade 1.2-2.8" long.



WESTERN SYCAMORE (*Platanus racemosa*) Native Perennial - Sycamore Family - (Feb–Apr) - Common. Streambanks, canyons, arroyos - Tree 33-115' tall. Bark peeling pale. Leaf blades 4-10" long, palmately lobed, smooth to hairy above, short-woolly under.



CHAPARRAL CLEMATIS (*Clematis lasiantha*) Native Perennial - Buttercup Family - (Jan–Jun) - Hillsides, chaparral, open woodland - Woody vine. Leaflets 3-5, +3-lobed. Flowers gen 1, in spring; sepals white to cream, 0.4-0.8" long.



WESTERN VIRGIN'S BOWER (*Clematis ligusticifolia*) Native Perennial - Buttercup Family - (Jun–Sep) - Along streams, wet places - Leaflets 5-15, irregularly lobed. Flowers many, in fall. Sepals white to cream, 0.2-0.24" long.



HILLSIDE GOOSEBERRY (*Ribes californicum* var. *californicum*) Native Perennial - Gooseberry Family - (Feb–Mar) - Forest openings, woodland - Shrub < 5' tall. Leaf blades 0.4-1.2" long, not sticky. Sepals greenish, petals 0.12" long, white.





CANYON GOOSEBERRY (*Ribes menziesii* var. *menziesii*) Native Perennial - Gooseberry Family - (Feb-Apr) - Common. Forest openings, chaparral - Shrub < 10', prickly. Leaves sticky below. Styles glabrous, anthers exserted, sepals purplish.



PACIFIC MADRONE (*Arbutus menziesii*) Native Perennial - Heath Family - (Mar-May) - Conifer, oak forests - Tree < 130' tall, evergreen, peeling red bark. Leaf blades < 5" long. Flowers yellow-white or pink, < 3.1" long. Berries red, < 0.5" diam, round.



BIG-BERRY MANZANITA (*Arctostaphylos glauca*) Native Perennial - Heath Family - (Dec-Mar) - Rocky slopes, chaparral, woodland - Shrub-small tree, 3-26' tall. Twigs glabrous. Leaves smooth, waxy-white. Flower stalk 0.3-0.4" long, sticky-hairy.



BLUE ELDERBERRY (*Sambucus nigra* subsp. *caerulea*) Native Perennial - Muskroot Family - (Mar-Sep) - Common. Streambanks, open places in forest - Shrub 7-26' tall. Flower cluster flat-topped, 1.6-13" diam, petals spreading. Fruits waxy blue-black.



BLUE GUM (*Eucalyptus globulus*) Naturalized Perennial - Myrtle Family - (Oct-Jan) - Common. Disturbed areas - Tree < 200' tall. Flowers single, large, gen stemless. Leaves 4-12" long, 1-1.6" wide; used medicinally by Aborigines. INVASIVE weed.



CHAMISE (*Adenostoma fasciculatum* var. *fasciculatum*) Native Perennial - Rose Family - (May-Jun) - Dry slopes, ridges, chaparral - Shrub or small tree < 13' tall. Flowers cream to white. Leaves narrow, shiny with flammable oils in warm weather.



UTAH SERVICE-BERRY (*Amelanchier utahensis*) Native Perennial - Rose Family - (Apr-Jun) - Open, rocky slopes, canyons, banks of creeks, deserts, conifer forest - Shrub-small tree 2-16'. Leaves deciduous, toothed along outer half of blade.



CHRISTMAS BERRY / TOYON (*Heteromeles arbutifolia*) Native Perennial - Rose Family - ((May)Jun-Aug) - Chaparral, oak woodland, mixed-evergreen forest - Shrub-tree < 33' tall, evergreen. Leaf 2-4" long. Petals white, < 0.16" long. Fruit bright red.





OCEANSPRAY (*Holodiscus discolor* var. *discolor*) Native Perennial - Rose Family - (May-Aug) - Moist woodland edges, rocky slopes - Shrub 5-20' tall. Leaf blade 0.6-3.1" long, toothed at end. Flower cluster 0.8-10" long. Petals white, ~0.07" long.



OSO BERRY (*Oemleria cerasiformis*) Native Perennial - Rose Family - (Feb-Apr) - Chaparral, canyons, streambanks, lowland wet to dry open woodland, coast to shaded conifer forest - Shrub 3-20'. Leaf 2-5" long. Flower cluster 1.2-4". Petals white, 0.12-0.24".



PACIFIC NINEBARK (*Physocarpus capitatus*) Native Perennial - Rose Family - (May-Jul) - Moist banks, n-facing slopes, mixed-conifer forest - Shrub 3.3-8'. Leaf blades gen < 4" wide, 3-5 lobed. Petals white, ~0.1" long. Fruits reddish, 0.3-0.4" long.



WESTERN CHOKECHERRY (*Prunus virginiana* var. *demissa*) Native Perennial - Rose Family - (May-Jun) - Rocky slopes, canyons, scrubland, oak/pine woodland - Shrub/tree < 20'. Leaf blade 1.2-4" long. Flowers 18+, petals white, 0.16-0.3" long.



HIMALAYAN BLACKBERRY (*Rubus armeniacus*) Naturalized Perennial - Rose Family - (Mar-Jun) - Common. Disturbed areas, roadsides - Shrub w/thorny 5-angled stem. Leaflets 3-5, white-hairy beneath. Blackberry-type fruit. INVASIVE.



THIMBLEBERRY (*Rubus parviflorus*) Native Perennial - Rose Family - (Mar-Aug) - Common; moist semi-shaded areas, esp edges of woodland - Shrub 0.5-2 m tall, not prickly. Petals 0.5-0.9" long, white. Leaves simple, 3-5 lobed. Raspberry-type fruit.



CALIFORNIA BLACKBERRY (*Rubus ursinus*) Native Perennial - Rose Family - (Mar-Jul) - Open, disturbed areas - Stem round, bristly/prickly. Leaves simple to 3 leaflets, underside green. Plants unisexual. Petals 0.24-0.6" long, white. Blackberry-type fruit.



CALIFORNIA BUCKEYE (*Aesculus californica*) Native Perennial - Soapberry Family - (May-Jun) - Dry slopes, canyons, borders of streams - Large shrub or tree 13-39' tall. 5-7 leaflets. Flowers white to pale rose. Large seeds toxic but edible after leaching out saponins.





PEPPER TREE (*Schinus molle*) Naturalized Perennial - Sumac Family - (Jun–Aug) - Washes, slopes, abandoned fields - Tree 16-60' tall. Flowers white to yellow. Leaves compound, leaflets stemless. Fruits pink to red, 0.2-0.3" diam.



COYOTE BRUSH (*Baccharis pilularis* subsp. *consanguinea*) Native Perennial - Sunflower Family - (Jul–Dec) - Coastal bluffs, woodland, grassland, disturbed sites, occ on serpentine - Shrub < 15' tall, brittle, common. Leaves gen 0.6-1.6" long.



MULE FAT (*Baccharis salicifolia* subsp. *salicifolia*) Native Perennial - Sunflower Family - (All year) - Riparian woodland, canyon bottoms, disturbed sites, often forming thickets - Shrub < 13' tall, often sticky. Leaves to 6" long, with 1-3 main veins.



HOLLYLEAF REDBERRY (*Rhamnus ilicifolia*) Native Perennial - Buckthorn Family - (Mar–Jun) - Chaparral, montane forest - Shrub < 13' tall, evergreen w/stiff branches. Leaf blades 0.8-1.6" long, toothed. Fruits 0.2-0.3" wide, red.



CALIFORNIA BAY (*Umbellularia californica*) Native Perennial - Laurel Family - (Nov–May) - Common. Canyons, valleys, chaparral - Tree < 150' tall. Leaf 1.2-4", 0.6-1.2" wide, aromatic. Cluster of 5-10 small, yellow or yellow-green flowers. Fruit 0.8-1" diam.



BUSH MONKEYFLOWER (*Mimulus aurantiacus* var. *aurantiacus*) Native Perennial - Lopseed Family - (Mar–Jun) - Disturbed areas, coastal cliffs, canyon sides - Shrub 4-60". Flowers yellow, orange or red; 1-2.3" long; bract tube glabrous.



TREE TOBACCO (*Nicotiana glauca*) Naturalized Perennial - Nightshade Family - (Apr–Aug) - Open, disturbed flats or slopes - Shrub or small tree, waxy-blue. Leaves 2-8" long. Flowers yellow, 1.2-1.4" long. INVASIVE. TOXIC to livestock.



BIRCH-LEAF MOUNTAIN-MAHOGANY (*Cercocarpus betuloides* var. *betuloides*) Native Perennial - Rose Family - (Mar–May) - Dry, rocky slopes, chaparral - Shrub 3-10'. Leaf 0.4-1" long, end toothed. Flower 0.16-0.3" wide. Hairy fruit styles 2-3.5" long.





**GOLDEN-YARROW** (*Eriophyllum confertiflorum* var. *confertiflorum*) Native Perennial - Sunflower Family - (Apr–Aug) - Many dry habitats - Shrubby, 8-28" tall. Leaves 0.4-2" long, deeply 3-5 lobed. Flowers yellow; rays 4-6, 0.08-0.2" long; head bracts 4-7.



**CALIFORNIA MATCHWEED** (*Gutierrezia californica*) Native Perennial - Sunflower Family - (Jul–Nov) - Grassland, arid woodland and shrubland, serpentine - Stem 8-40" long, woody base. Leaf narrow, flat, <= 2" long. Ray flowers 4-13, 0.1-0.3" long.



**HINDS' WILLOW** (*Salix exigua* var. *hindsiana*) Native Perennial - Willow Family - (Apr–May) - Common. Floodplains, sandy gravel - Shrub or tree < 17' tall. Leaf blades 1.2-6" long, linear, mature dense soft-hairy below. Ovary hairy.



**RED WILLOW** (*Salix laevigata*) Native Perennial - Willow Family - (Dec–Jun) - Common. Riverbanks, seepage areas, lakeshores, canyons - Tree bark fissured. Leaf lanceolate, glaucous below, gen w/stalk glands. Stamens 5. Fruit glabrous.



**ARROYO WILLOW** (*Salix lasiolepis*) Native Perennial - Willow Family - (Jan–Jun) - Common. Shores, marshes, meadows, etc - Shrub-tree, bark smooth. Leaf-like stipules. Leaf egg-shaped, waxy below. Fruit smooth, bract persistent, dark, stamens 2.







