



# Wild Plants of Redwood Regional Park

## Common Name Version

### A Photographic Guide

Sorted by Form, Color and Family  
with Habitat Descriptions and Identification Notes

Photographs and text by Wilde Legard  
District Botanist, East Bay Regional Park District

East Bay   
Regional Park District

New Revised and Expanded Edition - Includes the latest  
scientific names, habitat descriptions and identification notes



# A Photographic Guide to the Wild Plants of Redwood Regional Park

More than 2,000 species of native and naturalized plants grow wild in the San Francisco Bay Area. Most are very difficult to identify without the help of good illustrations. This is designed to be a simple, color photo guide to help you identify some of these plants. This guide is published electronically in Adobe Acrobat® format so that it can easily be updated as additional photographs become available. You have permission to freely download, distribute and print this guide for individual use. Photographs are © 2014 Wilde Legard, all rights reserved.

In this guide, the included plants are sorted first by form (Ferns & Fern-like, Grasses & Grass-like, Herbaceous, Woody), then by most common flower color, and finally by similar looking flowers (grouped by genus within each family). Each photograph has the following information, separated by '-':

COMMON NAME	According to <i>The Jepson Manual: Vascular Plants of California, Second Edition (JM2)</i> and other references (not standardized).
(Scientific Name)	According to <i>JM2</i> and <i>eFlora</i> ( <a href="http://ucjeps.berkeley.edu/IJM.html">ucjeps.berkeley.edu/IJM.html</a> ).
Origin & Longevity	Native, Naturalized, or Waif (not reproducing without human care). Annual, Biennial, Perennial, or a combination.
Family Name	Common family name according to <i>JM2</i> ,
(Bloom date range)	Period during the year when the plant blooms, according to <i>JM2</i> and other sources. '-' if plant does not bloom (ie. Ferns).
Habitat	Habitat description according to <i>JM2</i> and other sources.
ID Characteristics	Plant description with identification characteristics and other notes, based on multiple sources including: <i>Annotated Checklist of the East Bay Flora, Second Edition (2013)</i> , <i>JM2</i> , <i>Plants of the San Francisco Bay Region (Revised Edition)</i> , and <i>Weeds of California and Other Western States</i> .
Additional notes	Occasionally, an additional note may appear (ie. NOXIOUS weed, INVASIVE weed, Fed & Calif. ENDANGERED, etc.).

Revision: 3/2/2014

## Fern-like - Green/Brown

## Wild Plants of Redwood Regional Park - Sorted by Form, Color and Family

Page 1



BRACKEN FERN (*Pteridium aquilinum* var. *pubescens*) Native Perennial - Bracken Family - -  
- Pastures, woodland, meadows, hillsides, partial to full sun - Leaf blades widely-triangular, gen 0.5-5' long, gen 3x divided, hairy underneath.



CALIFORNIA MAIDENHAIR (*Adiantum jordanii*) Native Perennial - Brake Fern Family - - - Shaded hillsides, moist woodland - Leaves 8-28" long with many rounded symmetrical segments, each with < 4 irregular lobes. Cultivated. Sudden Oak Death carrier.



COFFEE FERN (*Pellaea andromedifolia*) Native Perennial - Brake Fern Family - - - Generally rocky or dry areas - Fronds 6-30" long, stem light brown. Leaf segments blunt, 0.24-0.6" long, 0.12-0.4" wide.



GOLDENBACK FERN (*Pentagramma triangularis* subsp. *triangularis*) Native Perennial - Brake Fern Family - - - Gen shaded, sometimes rocky or wooded areas - Leaves triangular, 1.2-4" long, undersides either granular green or powdery gold.





WESTERN LADY FERN (*Athyrium filix-femina* var. *cyclosorum*) Native Perennial - Cliff Fern Family - - - Woodland, along streams, seepage area - Leaves gen 12-39" long, broadest near middle, 1-2 divided, ultimate divisions rounded.



COMMON HORSETAIL (*Equisetum arvense*) Native Perennial - Horsetail Family - - - Streambanks, wet meadows, springs, other wet, shaded places - Sterile stems 4-24" tall, 6-14 sheath teeth. Fertile stems 4-13" tall, 6-10 sheath teeth.



POLYPODY FERN (*Polypodium calirhiza*) Native Perennial - Polypody Family - - - On plants, rocky cliffs or outcrops, roadcuts, often granitic or volcanic, rarely dunes - Leaf blades 4-8" long, often widest above base, deeply lobed.



COASTAL WOOD FERN (*Dryopteris arguta*) Native Perennial - Wood Fern Family - - - Locally common. Open, wooded slopes, caves - Leaf 12-24" long, 5-12" wide, divided 1-2 times. Segments generally with spine-tipped teeth.



WESTERN SWORD FERN (*Polystichum munitum*) Native Perennial - Wood Fern Family - - - Common. Wooded hillsides, shaded slopes, rarely cliffs, outcrops - Fronds gen 20-48" long, divided once. Segments usually separate, teeth point to tips, scaly rachis.



BROAD-LEAVED CATTAIL (*Typha latifolia*) Native Perennial - Cattail Family - (Jun-Jul) - Unpolluted to nutrient-rich freshwater (brackish) marshes - Plant 4.9-9.8' tall. Widest leaves 0.4-1.1" wide. Flower cluster with no gap between flower types.



DUNE BENT GRASS (*Agrostis pallens*) Native Perennial - Grass Family - (Jun-Aug) - Common. Open meadows, woodland, forest, subalpine - Lower leaf blades  $\leq 0.2$ " wide, flat to inrolled. Flower cluster 2-8" long,  $< 0.8$ " wide; narrow and arching when young.



SILVER HAIR GRASS (*Aira caryophyllea*) Naturalized Annual - Grass Family - (Apr-Jun) - Sandy soils, open or disturbed sites - Flower cluster  $> 0.6$ " wide, diffuse with long slender branches. Spikelets about 0.1" long with 2 extended awns.





SLENDER WILD OAT (*Avena barbata*) Naturalized Annual - Grass Family - (Mar-Jun) - Disturbed sites - Plants gen 24-32". Spikelets 0.8-1.2" long. Awns 0.8-1.8" long. Lemma tip bristles  $\geq 0.1$ " long. Seeds EDIBLE whole or ground for flour. INVASIVE weed.



WILD OAT (*Avena fatua*) Naturalized Annual - Grass Family - (Apr-Jun) - Disturbed sites - Plants 1-5' tall. Spikelets 0.7-1.3" long. Low awn 1-1.6" long. Lemma tip bristles  $< 0.04$ " long. Seeds EDIBLE whole or ground for flour. INVASIVE weed.



RATTLESNAKE GRASS (*Briza maxima*) Naturalized Annual - Grass Family - (Apr-Jul) - Shaded sites, roadsides, pastures, weedy on coastal dunes - Stem 8-35" tall. Spikelets 0.4-0.75" long, resemble rattlesnake rattles. INVASIVE weed.



LITTLE QUAKING GRASS (*Briza minor*) Naturalized Annual - Grass Family - (Apr-Jul) - Shaded or moist, open sites - Stem 3-20" tall. Spikelets 0.1-0.2" long, resemble tiny rattlesnake rattles.



CALIFORNIA BROME (*Bromus carinatus* var. *carinatus*) Native Perennial - Grass Family - (Apr-Aug) - Coastal prairies, openings in chaparral, plains, open oak and pine woodland - Plant 20-40" tall. Flower cluster 6-16" long. Spikelet 0.8-1.6" long. Lemma 0.5-0.8" long, hairy, awn 0.3-0.6" long.



RESCUE GRASS (*Bromus catharticus* var. *catharticus*) Naturalized Annual-Perennial - Grass Family - (Apr-Nov) - Open, disturbed places - Plant 8-48" tall. Flower cluster 3-12" long, ~ open. Spikelet flattened, 0.6-1.2" long. Lemma 0.4-0.7" long, awn  $< 0.2$ " long.



RIPGUT GRASS (*Bromus diandrus*) Naturalized Annual - Grass Family - (Apr-Jul) - Open, gen disturbed areas - Plant 6-40" tall. Spikelet 1-2.8" long. Lemma body 0.8-1.2" long, awn  $> 1.2$ " long. Barbed seeds can stick in flesh of animals. INVASIVE weed.



SOFT CHESS (*Bromus hordeaceus*) Naturalized Annual - Grass Family - (Apr-Jul) - Fields, disturbed areas - Plant 4-26" tall. Leaf hairy. Flower cluster 1-5" long, dense, some stalks  $>$  spikelet. Spikelet 0.5-0.9". Lemma 0.26-0.4", awn 0.16-0.4". INVASIVE weed.





FOXTAIL CHESS (*Bromus madritensis* subsp. *madritensis*) Naturalized Annual - Grass Family - (Apr–Jan) - Disturbed areas, roadsides - Plants 4-20" tall. Stem and sheathes smooth. Flower cluster branches visible, lower spikelets erect, > stalk.



RED BROME (*Bromus madritensis* subsp. *rubens*) Naturalized Annual - Grass Family - (Mar–Jun) - Disturbed areas, roadsides - Plant 4-20". Flower cluster condensed, branches obscure, < spikelets. Stem & sheathes hairy. INVASIVE weed.



HAIRY PAMPAS GRASS (*Cortaderia jubata*) Naturalized Perennial - Grass Family - (Sep–Feb) - Disturbed sites, many habitats, esp coastal - Plant 6-23' tall. Leaf blades 0.1-0.5" wide, sheathes hairy. NOXIOUS weed.



SMOOTH PAMPAS GRASS (*Cortaderia selloana*) Naturalized Perennial - Grass Family - (Sep–Mar) - Disturbed sites - Plant 6-13' tall. Leaf blades 0.1-0.5" wide, sheathes smooth. Cultivar, rarely escaped. INVASIVE weed.




BRISTLY DOGTAIL GRASS (*Cynosurus echinatus*) Naturalized Annual - Grass Family - (May–Jul) - Open, disturbed sites - Tufted. Stem 4-28" long. Leaf blade 0.1-0.6" wide. Flower cluster 0.4-1.6" long, 1-sided. Fertile and sterile spikelets. INVASIVE weed.



ORCHARD GRASS (*Dactylis glomerata*) Naturalized Perennial - Grass Family - (May–Aug) - Disturbed, often moist sites - Stems 2-5, 12-79"+ tall. Leaf blade 0.12-0.24" wide. Flower cluster 1.6-8" long. Spikelets crowded on 1 side. Lemmas short-awned at tip. INVASIVE weed.




CALIFORNIA OAT GRASS (*Danthonia californica*) Native Perennial - Grass Family - (Apr–Aug) - Gen moist meadows, open woodland - Stem 12-52" tall. Flower cluster 0.8-2.4" long. Spikelets 3-6, 0.5-1" long, awn 0.16-0.5" long.



ANNUAL HAIR GRASS (*Deschampsia danthonioides*) Native Annual - Grass Family - (Mar–Aug) - Moist to drying, open sites, meadows, streambanks, vernal pools, occ alkali soil - Stem 4.5-24" long. Lemmas 2, ~0.1", awns from below middle 0.1-0.4" & bent.





**SLENDER HAIR GRASS** (*Deschampsia elongata*) Native Perennial - Grass Family - (May-Sep) - Wet sites, meadows, lakeshores, shaded slopes - Densely clumped. Stem 4-28" long. Glumes =, 0.1-0.2". Lemmas 2, ~0.1", awns from middle 0.04-0.2" & straight.



**WESTERN WILD-RYE** (*Elymus glaucus* subsp. *glaucus*) Native Perennial - Grass Family - (Jun-Aug) - Open areas, chaparral, woodland, forest - Tufted. Stem 12-55" tall. Leaf 0.2-0.5" wide, flat. Spikelets 0.3-0.6" long, 2-4 per node. Lemma awn 0.4-1.2" long.




**BIG SQUIRRELTAIL** (*Elymus multisetus*) Native Perennial - Grass Family - (May-Jul) - Open, sandy to rocky areas - Tufted. Stem 6-24" tall. Leaf 0.06-0.2" wide. Spikelet 0.4-0.6" long. Glume divisions needle-shaped, lemma awn 1-4" long.



**SLENDER WHEAT GRASS** (*Elymus trachycaulus* subsp. *trachycaulus*) Native Perennial - Grass Family - (Jun-Aug) - Dry to moist, open areas, forest, woodland - Tufted. Stem 1-5' tall. Spikelet 0.4-0.8" long, 1 per node. Lemma awn < 0.3" long.



**BEARDLESS WILD RYE** (*Elymus triticoides*) Native Perennial - Grass Family - (Jun-Jul) - Dry to moist, often saline, meadows - Plant 18-50" tall, from rhizomes. Flower cluster 2-8" long. Spikelets generally 2/node. Lemmas 3-7, 0.2-0.5" long, awn to 0.12" long.



**BROME FESCUE** (*Festuca bromoides*) Naturalized Annual - Grass Family - (May-Jun) - Uncommon. Dry, disturbed places, coastal-sage scrub, chaparral - Stem < 20". Inflo 0.6-6" tall, dense, lower branches erect. Spikelet 0.2-0.4" long, awn 0.1-0.3" long.



**IDAHO FESCUE** (*Festuca idahoensis*) Native Perennial - Grass Family - (Jul-Sep) - Dry, open or shady places - Stem 12-40" tall, gen densely clumped. Leaf sheath at least half open, smooth, persistent. Spikelet 0.3-0.7" long, florets 3-9, awn 0.04-0.24" long.



**HAIRY FESCUE** (*Festuca microstachys*) Native Annual - Grass Family - (Apr-Jun) - Disturbed, open, gen sandy soils - Stem 6-29". Spikelet 0.2-0.4" long, awn 0.1-0.5" long. Glumes & lemma smooth or hairy.



**RYE GRASS** (*Festuca perennis*) Naturalized Perennial - Grass Family - (May-Sep) - Dry to moist disturbed sites, abandoned fields - Stem 20-40" tall. Spikelet 0.2-0.9" long, > glume, awned or awnless. Sterile shoots at base. **INVASIVE weed.**



**RED FESCUE** (*Festuca rubra*) Native Perennial - Grass Family - (May-Jul) - Sand dunes, grassland, subalpine forest - Plant 12-32", hairy, clumped, w/closed sheath. Generally with rhizomes. Spikelets 0.4-0.5", florets 3-10, awns < 0.16" long.



**COMMON VELVET GRASS** (*Holcus lanatus*) Naturalized Perennial - Grass Family - (Jun-Aug) - Moist sites, roadbanks, cult fields, meadows - Plant 8-39" tall, very hairy. Glumes 0.12-0.24", purple; florets 0.12-0.16" w/ hooked awn. **INVASIVE weed.**



**NORTHERN BARLEY** (*Hordeum brachyantherum* subsp. *brachyantherum*) Native Perennial - Grass Family - (May-Aug) - Meadows, pastures, streambanks - Stem 1-3' tall, gen robust. Leaf sheaths gen smooth, blade < 7.5" long. Lemma awn < 0.25".



**CALIFORNIA BARLEY** (*Hordeum brachyantherum* subsp. *californicum*) Native Perennial - Grass Family - (Mar-Jul) - Meadows, pastures, streambanks - Stem 8-37" tall, gen slender. Leaf sheaths gen densely hairy, blade <= 4.5" long. Lemma awn < 0.3" long.



**MEDITERRANEAN BARLEY** (*Hordeum marinum* subsp. *gussoneanum*) Naturalized Annual - Grass Family - (Apr-Jun) - Dry to moist, disturbed sites - Stem 4-20". Leaf blades to 32" long, auricles < 0.08". Central lemma awn 0.25-0.7" long. **INVASIVE weed.**




**HARE BARLEY** (*Hordeum murinum* subsp. *leporinum*) Naturalized Annual - Grass Family - (Feb-May) - Moist, gen disturbed sites. Common - Stem 12-43" tall. Central spikelet stalk ~0.06" long. Central floret << lateral florets. **INVASIVE weed.**



**JUNE GRASS** (*Koeleria macrantha*) Native Perennial - Grass Family - (May-Jul) - Dry, open sites, clay to rocky soils, shrubland, woodland, conifer forest - Stem 8-32" long. Flower cluster condensed, shiny, branches short-hairy. Spikelet ~0.2" long, no awns.





CALIFORNIA MELIC (*Melica californica*) Native Perennial - Grass Family - (Apr-May) - Open or rocky hillsides, oak woodland, conifer forest - Stem 16-55". Leaf 0.06-0.2" wide. Spiklet 0.2-0.6" long, w/3-7 fertile florets; sterile tip widest above middle, tip squared.



TORREY'S MELIC (*Melica torreyana*) Native Perennial - Grass Family - (Mar-Jun) - Chaparral, conifer forest - Stem 12-40" tall. Leaf blade 0.04-0.1" wide. Spikelet 0.14-0.28" long w/1-2 florets; sterile tip widest above middle to 0.06", short-hairy lemmas.



HARDING GRASS (*Phalaris aquatica*) Naturalized Perennial - Grass Family - (Apr-Aug) - Disturbed areas, roadsides - Plant 16-79" tall, tufted. Flower cluster 0.6-6" long, unbranched. Lower florets 1 or unequal. Glume wing untoothed. INVASIVE weed.



ANNUAL BLUE GRASS (*Poa annua*) Naturalized Annual - Grass Family - (Feb-Sep) - Abundant. Disturbed moist ground - Plant 1-8" tall. Leaf blade 0.04-0.12" wide, soft. Flower cluster 0.4-4" long, triangular. Lemmas 0.1-0.16" long.



ONE-SIDED BLUE GRASS (*Poa secunda* subsp. *secunda*) Native Perennial - Grass Family - (Mar-Aug) - Common. Dry slopes to saline/alkaline meadows to alpine - Plant 6-40" tall, densely tufted. Flower clusters congested. Spikelets gen 0.3-0.4" long. Lemmas 0.16-0.2" long, backs rounded.



DITCH BEARD GRASS (*Polygogon interruptus*) Naturalized Perennial - Grass Family - (May-Aug) - Common. Streambanks - Stem 20-35" tall, clumped. Leaf 0.2-7.7" long, 0.12-0.24" wide. Flower cluster 0.6-7" long. Glume < 0.1" long, awn < 0.12" long.




RABBITFOOT GRASS (*Polygogon monspeliensis*) Naturalized Annual - Grass Family - (Apr-Aug) - Moist places, along streams - Stem 8-39". Leaf 0.4-8" long, 0.16-0.24" wide. Flower cluster 0.4-6.7" long, plume-like. Glume awn > 0.14". Lemma awn gen < 0.1". INVASIVE.



NODDING NEEDLE GRASS (*Stipa cernua*) Native Perennial - Grass Family - (Feb-Jul) - Grassland, chaparral, juniper woodland - Stem 12-39". Glumes: lower 0.47-0.87" long, upper ~0.14" shorter. Awns 2-4" long, wavy last segment.



**FOOTHILL NEEDLE GRASS** (*Stipa lepida*) Native Perennial - Grass Family - (Mar-Jun) - Dry slopes, chaparral, grassland, savanna, coastal scrub - Stem 14-39" tall. Leaf blade 4.7-9.1" long, narrow. Glumes 0.2-0.6" long. Awn 0.8-2" long.



**PURPLE NEEDLE GRASS** (*Stipa pulchra*) Native Perennial - Grass Family - (Mar-Jun) - Oak woodland, chaparral, grassland - Stem 14-39" long. Leaf blade 4-8" long. Glumes 0.5-0.8" long, ~equal. Awn 1.6-4" long, last segment straight.



**BALTIC RUSH** (*Juncus balticus* subsp. *ater*) Native Perennial - Rush Family - (Jul-Nov) - Moist to ± dry sites - Stem 14-43" tall, round, not twisted. No leaf blade. Flowers generally 0.1-0.2" long.




**TOAD RUSH** (*Juncus bufonius* var. *bufonius*) Native Annual - Rush Family - (May-Sep) - Damp sunny ground, gen disturbed - Stem gen 1-4" tall, gen brached from base, ~0.04" wide. Flower cluster open. Flowers 0.16-0.3" long.




**WESTERN RUSH** (*Juncus occidentalis*) Native Perennial - Rush Family - (May-Sep) - Moist gen sunny areas - Plant 1-2' tall, tufted, stiff. Flower cluster gen tightly clustered. Leaves basal, < 1/2 stem length, 'petals' > 0.16".



**SPREADING RUSH** (*Juncus patens*) Native Perennial - Rush Family - (Jun-Oct) - Marshy places, creeks, seeps - Plant 12-41" tall, densely tufted. Stems blue-gray-green & distinctly grooved when fresh. Stamens 6.



**IRIS-LEAVED RUSH** (*Juncus xiphioides*) Native Perennial - Rush Family - (Jul-Oct) - Wet places - Plant 16-32" tall. Leaf blades 0.2-0.5" wide, flat, Iris-like. Heads many, few-flowered. Anthers 6, < filaments, flowers self-pollinating.



**SANTA BARBARA SEDGE** (*Carex barbarae*) - Native Perennial - Sedge Family - (May-Aug) - Seasonally wet places - Stem 6-36" tall, base brown to purple. Lowest flower cluster "leaves" < 4" long. Spikelets brown, 1-3" long, 0.2-0.3" wide.





**FOOTHILL SEDGE** (*Carex tumulicola*) Native Perennial - Sedge Family - (Apr-Jul) - Meadows, open woodland - Loosely tufted. Leaf blade 0.04-0.1" wide. Flower cluster open, 1-2" long, 0.25-0.35" wide. Fruit light brown to green, ~0.1" long.



**TALL NUTSEDEGE** (*Cyperus eragrostis*) Native Perennial - Sedge Family - (May-Nov) - Vernal pools, streambanks - Leaves basal. Flower cluster bracts 4-8. Spikelets 0.2-0.8" long, oblong, in heads to 1.6" wide. Seeds short-stalked.



**GRAND HOUND'S TONGUE** (*Cynoglossum grande*) Native Perennial - Borage Family - (Feb-May) - Chaparral, woodland - Stem 1-3'. Leaf stalk 3-6". Leaf blade 3-6" cm long, broadly oval. Flowers bright blue w/inner white teeth.



**BROADLEAVED FORGET-ME-NOT** (*Myosotis latifolia*) Naturalized Perennial - Borage Family - (Feb-Jul) - Moist, disturbed, shady places - Stem < 28" long, base woody. Leaves to 0.8" wide. Flowers light blue, 0.2-0.4" wide. **INVASIVE weed.**



**CALIFORNIA PHACELIA** (*Phacelia californica*) Native Perennial - Borage Family - (Mar-Sep) - Bluffs, open slopes, road cuts, chaparral, woodland - Plant tufted, stiff-hairy. Leaves gen pinnate w/big terminal leaflet. Flowers 0.16-0.28" long, lavender.



**BLUE DICKS** (*Dichelostemma capitatum* subsp. *capitatum*) Native Perennial - Brodiaea Family - (Mar-Jun) - Open woodland, scrub, desert, grassland - Plant 2-28" tall. Flowers blue-purple, not narrowed in the middle. Stamens 6. Early spring bloomer.



**FORK-TOOTHED OOKOW** (*Dichelostemma congestum*) Native Perennial - Brodiaea Family - (Apr-Jun) - Open woodland, grassland - Plant 12-35" tall. Flowers blue-purple, narrowed above ovary. Stamens 3. Late spring bloomer.



**ITHURIEL'S SPEAR** (*Triteleia laxa*) Native Perennial - Brodiaea Family - (Apr-Jun) - Common. Open forest, conifer or foothill woodland, grassland on clay soil - Flower stem 4-28". Leaves 8-16", 0.16-1" wide. Flowers blue, blue-purple or white, 0.7-1.9" long.






MEDITERRANEAN LINSEED (*Bellardia trixago*)  
Naturalized Annual - Broom-rape Family -  
(Apr–Jun) - Disturbed grassland. - Plant  
sticky-hairy. Stem 6-32" tall. Leaves  
lance-shaped, toothed. Flowers 0.8-1" long,  
2-lipped: upper lip pink, lower lip white.  
INVASIVE.



COMMON OWL'S-CLOVER (*Castilleja densiflora*  
subsp. *densiflora*) Native Annual - Broom-rape  
Family - (Mar–May) - Grassland - Plant 4-16" tall.  
Leaves 0.8-3.1" long, narrow-lobed. Flower  
cluster gen rose-purple. Flower upper lip straight.



DWARF OWL'S CLOVER (*Triphysaria pusilla*)  
Native Annual - Broom-rape Family - (Apr–Jun) -  
Grassland - Plant 2-8" tall, yellow-brown or  
purple, hairy. Leaves 0.2-1.2" long, 3-9-lobed.  
Flowers purple (yellow), 0.16-0.28" long, in leaf  
axils.



TIBURON BUCKWHEAT (*Eriogonum luteolum*  
var. *caninum*) Native Annual - Buckwheat Family  
- (May–Oct) - Serpentine - Plant 2-12" tall. Leaf  
blades wide. Flowers <= 0.1" long, reddish,  
mostly terminal. CNPS: FAIRLY ENDANGERED.



GIANT TRILLIUM (*Trillium chloropetalum*) Native  
Perennial - Bunchflower Family - (Apr–May) -  
Edges of redwood forest, chaparral, gen moist  
slopes, canyon banks in alluvial soils - Flowers  
dark purple to white, sessile. Petals 2.6-4" long,  
odor rose-like or spicy.



COAST LARKSPUR (*Delphinium decorum*  
subsp. *decorum*) Native Perennial - Buttercup  
Family - (Mar–May) - Open coastal grassland,  
chaparral - Stems 3-14" tall. Leaves short-hairy  
under, with few-toothed lobes. Flowers few, dark  
blue-purple.



PURPLE SANICLE (*Sanicula bipinnatifida*)  
Native Perennial - Carrot Family - (Mar–May) -  
Open grassland, gen on serpentine, or pine/oak  
woodland - Plant 5-24" tall. Leaves 1.6-7.5" long,  
1-2x divided on a winged central axis. Flowers  
dark purple. Fruits prickly.



NARROW-LEAF MILKWEED (*Asclepias*  
*fascicularis*) Native Perennial - Dogbane Family -  
(May–Oct) - Dry ground, valleys, foothills - Plant  
gen hairless. Stem leaves narrow, 3-5 in whorls.  
Flowers green-white to purple-tinged, ~0.25"  
long.





**GREATER PERIWINKLE** (*Vinca major*)  
Naturalized Perennial - Dogbane Family -  
(Mar-Jun(Jan)) - Coastal bluffs, sheltered places,  
esp along stream beds - Plant sprawling. Leaf  
blade ~ 2.8" long, oval. Flower purple-blue, 1.2-2"  
wide at top. **INVASIVE weed.**



**PRESIDIO CLARKIA** (*Clarkia franciscana*) Native  
Annual - Evening Primrose Family - (May-Jun) -  
Serpentine soil - Plant < 16" - Buds erect. Petals  
0.2-0.5", pink w/red base. Stigma = anthers.  
Ovary 4-grooved. Sepals united. Fed & Calif:  
**ENDANGERED.**



**FOUR-SPOT** (*Clarkia purpurea* subsp.  
*quadrivulnera*) Native Annual - Evening Primrose  
Family - (Apr-Aug) - Common. Open, grassy or  
shrubby places - Buds erect. Petals < 0.6",  
lavender to dark red. Ovary 8-grooved. Sepals  
1's or 2's.



**RUBY CHALICE CLARKIA** (*Clarkia rubicunda*)  
Native Annual - Evening Primrose Family -  
(May-Aug) - Openings in woodland, forest,  
chaparral near coast - Stem < 5' long. Buds erect.  
Petals 0.4-1.2", rose w/red base. Sepals united.  
Stigma > anthers.



**PANICLED / WEEDY WILLOWHERB** (*Epilobium*  
*brachycarpum*) Native Annual - Evening Primrose  
Family - (Jun-Sep) - Common. Dry open or  
disturbed woodland, grassland, roadsides - Plant  
8-79" tall, diffuse. Petals 2-15 mm long, white to  
rose-purple.



**COMMON WILLOWHERB** (*Epilobium ciliatum*  
subsp. *ciliatum*) Native Perennial - Evening  
Primrose Family - (Jun-Oct) - Common.  
Disturbed places, moist meadows, streambanks,  
roadsides - Plant 20-48" tall, smooth or  
short-hairy. Petals 2-6 mm, white to pink.



**CHAPARRAL WILLOWHERB** (*Epilobium*  
*minutum*) Native Annual - Evening Primrose  
Family - (Apr-Sep) - Dry, open, disturbed areas,  
vernal pools, often after fire - Plant < 16" tall.  
Flower cluster open. Petals 0.1-0.2" long, white  
or pink. Leaves flat, not clustered.



**MONTEREY CENTAURY** (*Zeltnera*  
*muehlenbergii*) Native Annual-Biennial - Gentian  
Family - (Jun-Aug) - Moist coastal bluffs, forest  
openings - Plant 1.2-12" tall. Leaf 0.6-1" long.  
Flowers pink, 0.5-0.75" mm long, lobes  
0.08-0.28" long; flower stalk < 0.0" long.





**LONG-BEAKED FILAREE** (*Erodium botrys*)  
Naturalized Annual - Geranium Family -  
(Mar-Jul) - Dry, open or disturbed sites - Stem  
4-35" tall, coarse-hairy. Leaves lobed. Petals  
pink, 0.3-0.5" long. Sepals w/reddish tip. Fruit  
beak 2-4.7" long.



**REDSTEM FILAREE** (*Erodium cicutarium*)  
Naturalized Annual - Geranium Family -  
(Feb-Sep) - Open, disturbed sites, grassland,  
scrub - Stem 4-20". Leaves compound, leaflets  
dissected. Sepal tip bristly. Petal pink to purple.  
Fruit beak 0.8-2". **INVASIVE.**



**GREENSTEM FILAREE** (*Erodium moschatum*)  
Naturalized Annual - Geranium Family -  
(Feb-Sep) - Open, disturbed sites - Stem 4-24",  
short-hairy. Leaves compound, leaflets toothed.  
Sepal tip glabrous. Petals 0.4-0.6" long, pink.  
Fruit beak 0.8-1.6" long.



**CUT-LEAVED GERANIUM** (*Geranium  
dissectum*) Naturalized Annual - Geranium  
Family - (Mar-Jul) - Open, disturbed sites - Stem  
3-28" tall, rough-hairy. Leaf blades deeply  
divided. Petals violet-red, 0.1-0.25" long  
w/notched tips. Flower stalk sticky. **INVASIVE.**



**HAIRY DOVE'S FOOT GERANIUM** (*Geranium  
molle*) Naturalized Annual - Geranium Family -  
(Feb-Aug) - Open to shaded sites, disturbed  
ground - Stem 4-17" tall. Petals red-purple,  
0.1-0.4" long, notched. Sepals awnless. Fruit  
smooth, wrinkled.



**HERB ROBERT** (*Geranium robertianum*)  
Naturalized Annual-Biennial - Geranium Family -  
(Apr-Sep) - Open to shaded sites - Stem 4-20"  
long. Leaflets in 3s, deeply lobed. Petals pink to  
red-purple, 0.4-0.55" long.



**DOUGLAS IRIS** (*Iris douglasiana*) Native  
Perennial - Iris Family - (May-Jul) - Common.  
Grassy places, esp near coast - Stem 6-20" tall.  
Leaves 0.4-0.9" wide. Perianth tube 0.04-0.12"  
long, petals 0.6-1.2" wide, stigmas triangular.  
**NOXIOUS weed.**



**WESTERN BLUE-EYED-GRASS** (*Sisyrinchium  
bellum*) Native Perennial - Iris Family -  
(Mar-May) - Common. Open, gen moist, grassy  
areas, woodland - Stem < 25" tall. Leaves  
iris-like. Petals 6, blue-purple with dark veins,  
0.4-0.7" long.





GRASS-POLY (*Lythrum hyssopifolia*) Naturalized Annual-Perennial - Loosestrife Family - (Apr–Oct) - Marshes, drying pond margins, disturbed ground - Stem 4-24". Leaves 0.2-1.2" long, ~ elliptical. Petals pink, 0.1-0.2" long. 2 awl-like appendages. **INVASIVE weed.**



FIELD MADDER (*Sherardia arvensis*) Naturalized Annual - Madder Family - (Mar–Jul) - Pastures, disturbed areas, grassland, dry meadows, oak woodland - Stem 2.8-6.3" long. Leaves in whorls of 5-6, 0.2-0.5" long. Flowers pink or lavender, the 4 lobes < tube.



GERANIUM-LEAVED CHECKERBLOOM (*Sidalcea malviflora* subsp. *laciniata*) Native Perennial - Mallow Family - (Mar–Jun) - Grassland, open woodland - Plant 6-39" tall. Middle leaves linear-lobed. Petals 0.4-0.8" long, pink-lavender, gen white veined.



RED MAIDS (*Calandrinia ciliata*) Native Annual - Miner's Lettuce Family - (Feb–May) - Common. Sandy to loamy soil, grassy areas, cult fields - Petals 0.2-0.6" long, bright pink to red, round-tipped. Fruit < 0.1" longer than bracts.



COYOTE-MINT (*Monardella villosa* subsp. *villosa*) Native Perennial - Mint Family - (May–Aug) - Dry rocky slopes, oak woods, chaparral - Plant < 20" tall. Leaves ovate, 0.4-0.9" mm long. Flower head 0.4-1.2" wide. Flowers pink to purple.



THYMELEAF BEARDSTYLE (*Pogogyne serpylloides*) Native Annual - Mint Family - (Mar–Jun) - Grassy, brushy areas - Plant inconspicuous. Stem 1-8" long, low-growing. Flowers 0.1-0.2" long, lavender, in dense clusters.



MONEY PLANT (*Lunaria annua*) Naturalized Annual - Mustard Family - (Apr–Jun) - Disturbed areas - Stem 16-39" tall. Leaves heart-shaped. Petals 0.7-1" long, purple to lavender (white). Fruits oblong-round, 1.2-2" long. Escaped cultivar.



RADISH (*Raphanus sativus*) Naturalized Annual - Mustard Family - (May–Jul) - Disturbed areas, fields - Stem 16-51" long. Petals 0.6-1" long, white to purple. Fruit a fat cylinder w/constrictions between seeds. **INVASIVE weed.**





STARFLOWER (*Trientalis latifolia*) Native Perennial - Myrsine Family - (Apr-Jul) - Shaded places, esp woodland - Stem 2-12". Leaves 1-3.5" long, 0.4-2" wide, egg-shaped; stem leaves in 1 whorl near stem tip. Flower gen pink to rose, 0.3-0.6" wide.



SICKLE LEAF ONION (*Allium falcifolium*) Native Perennial - Onion or Garlic Family - (Apr-Jun) - Common. Heavy clays including serpentine - Leaves 2, flat, curved. Stem flat, winged. Flowers rose-purple or dingy white, 10-30, 0.4-0.6" long.



SPANISH CLOVER (*Acmispon americanus* var. *americanus*) Native Annual - Pea Family - (May-Oct) - Coast, chaparral, waterways, roadsides, disturbed areas - Plant 2-24", hairy. Flowers white to pink, solitary, bract lobes >> flower tube.



SMALL-FLOWER LOTUS (*Acmispon parviflorus*) Native Annual - Pea Family - (Mar-May) - Abundant. Coastal bluffs to oak/pine or fir woodland, open or disturbed areas - Flowers pinkish, solitary, 0.2" long, on stalk with bracts. Not hairy.



PACIFIC PEA (*Lathyrus vestitus* var. *vestitus*) Native Perennial - Pea Family - (Feb-Jul) - North: Conifer forest. South: chaparral & oak woodland - Stem wings to 0.02" wide. Leaves gen elliptic. Flowers 0.5-0.7" long, pale lavender to purple.



MINIATURE LUPINE (*Lupinus bicolor*) Native Annual - Pea Family - (Mar-Jun) - Abundant. Open or disturbed areas - Plant 4-16", hairy. Flower 0.16-0.4" long, banner longer than wide, upper keel ciliate near tip, pedicel < 0.12". Fruit 0.12-0.24" wide.



SUMMER LUPINE (*Lupinus formosus* var. *formosus*) Native Perennial - Pea Family - (Apr-Sep) - Dry clay soils, grassland, open areas under pines, gen in valleys - Plant 8-32", low growing. Leaves hairy. Flowers purple, hairless, summer/fall blooming.



CHICK LUPINE (*Lupinus microcarpus* var. *microcarpus*) Native Annual - Pea Family - (Mar-Jun) - Abundant. Open or disturbed areas, occ seeded on roadbanks - Plant 4-32", hairy. Leaves smooth above. Flowers gen pink to purple. Flower bracts shaggy.






SKY LUPINE (*Lupinus nanus*) Native Annual - Pea Family - (Mar–Jun) - Abundant. Open or disturbed areas - Plant 4-24" tall, hairy. Flowers blue to pink to white, 0.2-0.6" long; banner as wide as long. Flower stalk gen > 0.12" long.



ARROYO LUPINE (*Lupinus succulentus*) Native Annual - Pea Family - (Feb–May) - Abundant. Open or disturbed areas, often seeded on roadbanks - Plant 8-40" tall, fleshy, sparsely hairy. Flowers 0.5-0.7" long, whorled, gen blue-purple, petal claws short-hairy.



DECEIVING CLOVER (*Trifolium bifidum* var. *decipiens*) Native Annual - Pea Family - (Apr–Jun) - Open, grassy areas, forest - Leaflet tip square/notched. Flower small, yellow to pink-purple, soon reflex. Flower stalk top sparsely hairy.




FOOTHILL CLOVER (*Trifolium ciliolatum*) Native Annual - Pea Family - (Mar–Jun) - Locally common. Grassland, chaparral, disturbed areas - Flower head 0.3-0.8" wide w/vestigial bract. Flowers pink to purple, soon reflexed, bracts w/short, flat bristles.



PINPOINT CLOVER (*Trifolium gracilentum*) Native Annual - Pea Family - (Mar–Jun) - Open, disturbed places, occas serpentine - Leaflet tips not deep-notched. Reflexed pink-purple flowers w/point. Flower bracts completely smooth.



ROSE CLOVER (*Trifolium hirtum*) Naturalized Annual - Pea Family - (Apr–May) - Disturbed areas, roadsides - Head with 1-2 bract-like leaves immed below. Flowers pink, 0.4-0.6" long, densely-bristly in fruit. **INVASIVE weed.**



TOMCAT CLOVER (*Trifolium willdenovii*) Native Annual - Pea Family - (Mar–Jun) - Abundant. Disturbed, gen spring-moist, heavy soils, occas serpentine - Head bract wheel-shaped, sharp-lobed. Leaf narrow. Flowers purple w/white tip, 0.3-0.6" long.



NARROW-LEAVED VETCH (*Vicia sativa* subsp. *nigra*) Naturalized Annual - Pea Family - (Mar–Jun) - Roadsides, disturbed areas, grassland, open areas in oak and riparian woodlands - Flowers 1-2 at leaf bases, pink-purple to white, 0.4-0.7" long. Leaflets 0.2-0.3" wide.





SPRING VETCH (*Vicia sativa* subsp. *sativa*) Naturalized Annual - Pea Family - (Mar-Jun) - Roadsides, disturbed areas, grassland, open areas in oak and riparian woodlands - Flowers 1-2 at leaf bases, pink-purple to white, 0.7-1.2" long. Leaflets 0.16-0.4" wide.



SPARSELY HAIRY VETCH (*Vicia villosa* subsp. *varia*) Naturalized Annual-Biennial - Pea Family - (Mar-Jun) - Grassland, roadside, disturbed areas - Stems w/few hairs. Flowers 10-20, blue-purple to white, 0.4-0.55" long. Lower bract lobes 0.04-0.1" long.



CALIFORNIA GILIA (*Gilia achilleifolia* subsp. *achilleifolia*) Native Annual - Phlox Family - (Mar-Jun) - Open or shaded, gen grassy places, sandy or rocky soil - Leaves linear-lobed. Flowers lavender, 0.4-0.8" long, throat > tube, 8-25 in hemispheric head.



MANY-STEM CALIFORNIA GILIA (*Gilia achilleifolia* subsp. *multicaulis*) Native Annual - Phlox Family - (Feb-Jun) - Open or shaded, gen grassy places, sandy or rocky soil - Leaves linear-lobed. Flowers white to lavender, 0.2-0.4" long, not in heads.



PINKLOBE LEPTOSIPHON (*Leptosiphon androsaceus*) Native Annual - Phlox Family - (Apr-Jun) - Open or shaded areas in woodland, chaparral - Plant 2-18", hairy. Flowers pink, bracted group, tube 0.4-1.3" long, lobes gen > 0.3" long.



SLENDER ANNUAL PHLOX (*Microsteris gracilis*) Native Annual - Phlox Family - (Mar-Aug) - Dry to moist areas - Plant < 8" tall, glandular-hairy. Leaves 0.4-1.2" long. Flowers 0.3-0.5" long, tubes yellow, lobes bright pink to white.



SKUNKWEED (*Navarretia squarrosa*) Native Annual - Phlox Family - (Jun-Aug) - Common. Open, wet, gravelly flats, slopes - Plant 4-24" tall, sticky, with skunk-like odor. Flowers 0.35-0.47" long, dark blue; petal lobes 0.08" long.



RED SAND-SPURRY (*Spargularia rubra*) Naturalized Annual-Perennial - Pink Family - (Spring-fall) - Forest, meadows, mud flats, disturbed - Plant 1.6-10". Leaf non-fleshy, whorls w/large white bracts. Petals pink. Stamens 6-10. Sepals < 0.16".





PACIFIC BLEEDING HEART (*Dicentra formosa*) Native Perennial - Poppy Family - (Mar-Jul) - Damp, shaded areas - Plant 8-18" tall. Leaves dissected, 8-20" long. Flowers heart-shaped, rose-pink, nodding, 2-30 per cluster, 0.5-1.2" long.



MOSQUITO-BILLS SHOOTING STAR (*Dodecatheon hendersonii*) Native Perennial - Primrose Family - (Mar-Jul) - Gen in shady sites - Leaf blade length generally <2x width. Flower parts 4s or 5s. Filament tube solid black.



CALIFORNIA ACAENA (*Acaena pinnatifida* var. *californica*) Native Perennial - Rose Family - (Mar-May) - Coastal grassland, open, rocky slopes - Stem 4-24" long. Flowers with no petals and purple-black stamens. Leaves finely divided.



ITALIAN THISTLE (*Carduus pycnocephalus* subsp. *pycnocephalus*) Naturalized Annual - Sunflower Family - (Mar-Jul) - Roadsides, pastures, disturbed areas - Stems 8-79", narrow spiny-wings. Lower leaves 4-10 lobed, heads 2-5, flower bracts woolly. NOXIOUS.



BULL THISTLE (*Cirsium vulgare*) Naturalized Biennial - Sunflower Family - (May-Oct) - Common. Disturbed areas - Plant 12-79" tall. Top of leaves bristly; leaf base forming decurrent wings on stem. Flowers purple, gen 1-2" wide. NOXIOUS weed.



ARTICHOKE THISTLE (*Cynara cardunculus* subsp. *flavescens*) Naturalized Perennial - Sunflower Family - (Apr-Jul) - Disturbed places - Plant 1.6-8' tall. Artichoke head 1.6-6" diam, spine-tipped. Flowers blue or purple, 1.2-2" long. NOXIOUS weed.



MILK THISTLE (*Silybum marianum*) Naturalized Annual-Biennial - Sunflower Family - (Feb-Jun) - Roadsides, pastures, disturbed areas - Stem 1-10', stout. Leaves spiny, shiny green w/white veins and spots. Flowers red-purple. INVASIVE weed.



TWIGGY WREATH PLANT (*Stephanomeria virgata* subsp. *pleurocarpa*) Native Annual - Sunflower Family - (Jun-Nov) - Chaparral openings, grassland - Plant 20-79". Stem leaves oblong, bract-like. Flower bracts not spreading. Flowers 5-6, white to dark pink.





COMMON CALIFORNIA WILD ASTER (*Symphyotrichum chilense*) Native Perennial - Sunflower Family - (Jun-Oct) - Grassland, salt marshes, disturbed places - Plant 16-39", partly hairy. Leaf 1.6-6", 0.2-1.2" wide. Rays violet, 0.3-0.5" long.



PURPLE SALSIFY (*Tragopogon porrifolius*) Naturalized Biennial-Perennial - Sunflower Family - (Mar-Nov) - Common. Disturbed places - Plant 16-39" tall, milky sap. Leaves 0.8-1.6" long, very narrow, waxy blue. Flowers purple.



FULLER'S TEASEL (*Dipsacus sativus*) Naturalized Biennial - Teasel Family - (May-Jul) - Disturbed areas, fields, vacant lots, pastures - Plant gen < 6' tall. Leaf pairs fused around stem. Flower cluster lavender, 5-10 cm long, bracts spreading. INVASIVE weed.



RED VALERIAN (*Centranthus ruber*) Naturalized Perennial - Valerian Family - (Apr-Jul) - Disturbed places, rock or wall crevices, roadsides - Stem 1-3' long, hollow, gen woody base. Leaves 2-3" long. Flowers purple-red or white, 0.5-0.7" long. Cultivar.



ROBUST VERVAIN (*Verbena lasiostachys* var. *scabrida*) Native Perennial - Vervain Family - (May-Sep) - Open, dry to wet places - Plant 14-32" tall. Leaves green, narrow, 3-lobed, stiff-haired above. Flowers blue to purple on long stalk.



LOW AMARANTH (*Amaranthus deflexus*) Naturalized Annual - Amaranth Family - (May-Nov) - Railroad right-of-ways, disturbed areas - Stems low, 4-20", mostly lying on ground. Dense flower clusters at stem sides and ends, 1-3" long, green or brown.



GREEN DOCK (*Rumex conglomeratus*) Naturalized Perennial - Buckwheat Family - (May-Aug) - Common. Moist places - Stem 12-32" tall, unbranched below. Flower cluster open. Fruit valves ~0.1" long, scarcely winged around the 3 tubercles, smooth edged.



CURLY DOCK (*Rumex crispus*) Naturalized Perennial - Buckwheat Family - (All year) - Abundant. Disturbed places - Stem 16-39" tall. Flower cluster dense, valves 0.2-0.24", winged around tubercles, smooth edged. 1 tubercle enlarged. INVASIVE.





**FIDDLE DOCK** (*Rumex pulcher*) Naturalized Perennial - Buckwheat Family - (May-Sep) - Disturbed places, meadows, moist or dry habitats - Stem 8-24" long, branches widely spreading. Leaf blades 1.6-4" long, 1.2-2" wide. Valves w/2-5 teeth.



**WOOLLY FRUITED DESERT PARSLEY** (*Lomatium dasycarpum* subsp. *dasycarpum*) Native Perennial - Carrot Family - (Mar-Jun) - Rocky (gen serpentine), chaparral, woodland - Plant 4-20", short-hairy. Flowers greenish-white, petals and fruit hairy.



**CANARY ISLANDS IVY** (*Hedera canariensis*) Naturalized Perennial - Ginseng Family - (Aug-Nov) - Woodland, chaparral, disturbed areas - Woody vine. Leaves gen 3-pointed, > English Ivy. Flowers white to green. Fruit black, ~0.2" wide. **INVASIVE weed.**



**CHECKER LILY** (*Fritillaria affinis*) Native Perennial - Lily Family - (Mar-Jun) - Common. Oak or pine scrub, grassland - Stem 4-47" tall. Leaves 1.6-6.3" long, whorled below. Petals mottled brown-purple and yellow-green, 0.4-1.6" long.



**PHLOX-LEAF SERPENTINE BEDSTRAW** (*Galium andrewsii* subsp. *gatense*) Native Perennial - Madder Family - (Apr-Jun) - Dry, rocky places in serpentine soil, chaparral or open oak/pine woodland - Plant open. Stem 2-9". Leaf gen flat, > internode. Phlox-like.



**HOARY NETTLE** (*Urtica dioica* subsp. *holosericea*) Native Perennial - Nettle Family - (Jun-Sep) - Meadows, seeps, springs, margins of marshes, streams, lakes, moist areas in chaparral, coastal scrub - Plant 3.3-9.8' tall, grayish, covered with stinging hairs.



**DWARF NETTLE** (*Urtica urens*) Naturalized Annual - Nettle Family - (Jan-Jun) - Disturbed areas, stream banks, shaded areas in grassland, oak woodland, chaparral, coastal-sage scrub, riparian woodland - Leaf teeth sharp. Petals 2 large, 2 small, free to base.



**LADY'S MANTLE** (*Aphanes occidentalis*) Native Annual - Rose Family - (Mar-May) - Seasonally moist grassland, chaparral, woodland - Plant inconspicuous, soft hairy, < 4" tall. Leaves 0.1-0.5" long, deeply lobed. Flowers yellow-green, < 0.1" long.





PETTY SPURGE (*Euphorbia peplus*) Naturalized Annual - Spurge Family - (Feb–Aug) - Common. Disturbed areas - Stem 4-18" cm tall, smooth. Leaves 0.4-1.4" long, entire. Gland crescent-shaped. Seeds dotted. Fruit 2-keeled on angles.



PYGMY WEED (*Crassula connata*) Native Annual - Stonecrop Family - (Feb–May) - Open areas - Plants 0.8-2.4"+ tall, red in age. Flowers < 0.1" long, 2 per node; Sepals 4, pointed end. Petals generally < sepals.



MUGWORT (*Artemisia douglasiana*) Native Perennial - Sunflower Family - (May–Nov) - Common. Open to shady areas, often in drainages - Plant 20-60" tall. Leaves gen 0.4-4" long, densely hairy below, some 3-5 lobed. Flower bracts hairy.



DAGGERLEAF COTTONROSE (*Logfia gallica*) Naturalized Annual - Sunflower Family - (Mar–Jul) - Bare or grassy openings, burns - Plant 1-20" tall, gen cobwebby. Leaves awl-shaped, stiff, > flower heads. Flowers brown to yellow.



SLENDER WOOLLY-MARBLES (*Psilocarphus tenellus*) Native Annual - Sunflower Family - (Mar–Jul) - Common. Dry, seasonally moist slopes, flats, burns, trails, rarely vernal pools - Plant hairy. Leaves spoon-shaped. Disk flowers 4-lobed.



COMMON FIDDLENECK (*Amsinckia intermedia*) Native Annual - Borage Family - (Mar–Jun) - Abundant. Open, generally disturbed places - Plant 0.5-3' tall. Flowers orange with 5 red spots, 0.3-0.4" long, 0.2-0.4" wide, tube straight.



COMMON INDIAN PAINTBRUSH (*Castilleja affinis* subsp. *affinis*) Native Perennial - Broom-rape Family - (Mar–Jun) - Chaparral, coastal scrub - Plants 6-24" tall, gen bristly, non-sticky. Leaves 1-3", lance-shaped, 0-5 lobes. Flower cluster open, red to orange-red.



WOOLLY PAINTBRUSH (*Castilleja foliolosa*) Native Perennial - Broom-rape Family - (Mar–Jun) - Dry, open, rocky slopes, edges of chaparral - Plant 1-2' tall, base slightly woody, much branched, woolly. Flower cluster orange-red (occas. yellow-green).






WARRIOR'S PLUME (*Pedicularis densiflora*)  
Native Perennial - Broom-rape Family -  
(Mar-May) - Dry chaparral, oak/pine forest -  
Hairy. Stem 2.4-22". Basal leaves 5-28 cm long,  
13-41 segments. Flowers deep-red to red-purple,  
0.9-1.4" long, lower lip 1/8th upper.



SHEEP SORREL (*Rumex acetosella*) Naturalized  
Perennial - Buckwheat Family - (Apr-Jul) - ±  
Disturbed, often acidic places - Stem < 16". Leaf  
gen basal, blade 0.8-2.4" long, lower  
arrowhead-shaped w/2 lobes. Flowers yellowish,  
turn reddish. INVASIVE.



CRIMSON COLUMBINE (*Aquilegia formosa*)  
Native Perennial - Buttercup Family - (Apr-Sep) -  
Streambanks, seeps, moist places, chaparral,  
oak woodland, mixed-evergreen or conifer forests  
- Flowers about 2" long, yellow with red sepals &  
spurs.



CALIFORNIA FUCHSIA (*Epilobium canum*  
subsp. *canum*) Native Perennial - Evening  
Primrose Family - (Jun-Dec) - Dry slopes, ridges  
- Plant hairy, gen sticky with a woody base. Leaf  
0.3-2.8" long, gray to green. Flowers red-orange,  
floral tube 0.8-1.2" long.



SCARLET PIMPERNEL (*Anagallis arvensis*)  
Naturalized Annual - Myrsine Family - (Mar-May)  
- Common. Disturbed places, ocean beaches -  
Plants 2-16" tall. Flowers 0.2-0.3" long, salmon or  
occasionally blue. Leaves TOXIC, can cause  
dermatitis.



FLATPOD PEAVINE (*Lathyrus cicera*)  
Naturalized Annual - Pea Family - (Apr-Jun) -  
Uncommon. Disturbed areas - Stem narrowly  
winged. Leaflets 2, 1.2-2.4" long, very narrow.  
Tendrils branched and coiled. Flowers red-purple,  
solitary, 0.4-0.6" long.



CRIMSON CLOVER (*Trifolium incarnatum*)  
Naturalized Annual - Pea Family - (May-Aug) -  
Uncommon. Disturbed areas - Hairy. Leaflets  
0.6-0.8" long, wedge-shaped. Flower cluster  
0.8-2.4" long, cylindrical. Flowers crimson or  
white, 0.4-0.6" long.



CALIFORNIA PINK (*Silene laciniata* subsp.  
*californica*) Native Perennial - Pink Family -  
(Spring-summer) - Chaparral, oak woodland,  
conifer forest, serpentine or not - Plant 8-28" tall.  
Petals 0.5-1" long, bright red.





**CALIFORNIA POPPY** (*Eschscholzia californica*) Native Perennial - Poppy Family - (Feb-Sep) - Grassy, open areas - Plant 2-24" tall. Flower w/spreading rim  $\leq 0.2$ ". Petals 0.8-2.4" long, early spring = large and orange, fall = smaller and yellow.



**CALIFORNIA FIGWORT** (*Scrophularia californica*) Native Perennial - Snapdragon Family - (Mar-Jul) - Common; damp places, chaparral, roadsides - Stem 2.6-4" tall, square x-section. Leaves opposite, to 7" long, triangular, toothed. Flowers 0.3-0.5" long, upper lips red to maroon, lower paler or yellowish.



**VARIABLE-LEAF NEMOPHILA** (*Nemophila heterophylla*) Native Annual - Borage Family - (Feb-Jun) - Common. Forest, chaparral, roadsides, streambanks - Flower 0.1-0.4" long, unspotted, bract appendages  $< 0.04$ " long in fruit.



**COMMON PHACELIA** (*Phacelia distans*) Native Annual - Borage Family - (Mar-May) - Common. Clay to rocky soils, slopes - Plant 6-32" tall. Leaves divided. Flowers 0.24-0.35" long, dirty white. Seeds 2-4.



**ROCK PHACELIA** (*Phacelia imbricata* subsp. *imbricata*) Native Perennial - Borage Family - (Apr-Jul) - Slopes, roadsides, flats, canyons, chaparral, woodland - Plant 8-47", tufted. Leaf segments 7-15. Flowers 0.2-0.3", white. Flower bracts often sticky.



**BRISTLY PHACELIA** (*Phacelia nemoralis* subsp. *nemoralis*) Native Biennial-Perennial - Borage Family - (Apr-Jul) - Moist slopes, streambanks, mixed-evergreen forest - Short-lived. Upper leaves egg-shaped, lower divided. Flowers green-white, 0.16-0.2".



**RUSTY POPCORNFLOWER** (*Plagiobothrys nothofulvus*) Native Annual - Borage Family - (Mar-May) - Common; open woodland, grassland - Plant 8-28" tall, red-purple sap. Flower 0.16-0.35" wide, white. Seed often only 1, horizontal.



**FOOL'S ONION** (*Triteleia hyacinthina*) Native Perennial - Brodiaea Family - (Mar-Jul) - Grassland, vernal wet meadows, occ drier slopes - Flowering stem 1-2' tall. Leaves 4-16", 0.16-0.9" wide. Flower stalks 0.2-0.6" long. Flowers white, 0.35-0.6" long.






EAR-SHAPED WILD BUCKWHEAT (*Eriogonum nudum* var. *auriculatum*) Native Perennial - Buckwheat Family - (May-Oct) - Common. Sand or gravel - Plant 5-15 dm. Leaves on stem, curled. Inflor smooth. Flowers white to pink, smooth.



KNOTWEED (*Polygonum aviculare* subsp. *depressum*) Naturalized Annual - Buckwheat Family - (May-Nov) - Disturbed places - Stem 4-20", mat-forming. Flowers 2-8/leaf axil, ~0.1" long, fused 1/2 length, w/white or pink margins.



COMMON STAR LILY (*Toxicoscordion fremontii*) Native Perennial - Bunchflower Family - (Feb-Jun) - Grassy or wooded slopes, outcrops - Stem 16-35" tall. Flower cluster branched or unbranched. Petals 6, white to yellowish, 0.2-0.6" long, > stamens.



STARRY FALSE SOLOMON'S SEAL (*Maianthemum stellatum*) Native Perennial - Butcher's Broom Family - (Apr-Jun) - Moist woodland, streambanks, open slopes - Stem 12-28" long. Leaf 2-7" long. Flowers 5-15/cluster. Petals white, 0.16-0.28" long.



BANEERRY (*Actaea rubra*) Native Perennial - Buttercup Family - (May-Sep) - Deep soils, moist, open to shaded sites, mixed-evergreen or conifer forests - Plant 8-40" tall. Flowers white. Fruits shiny red or white, 0.2-0.4" long. All plant parts TOXIC to humans.



BUR-CHEVIL (*Anthriscus caucalis*) Naturalized Annual - Carrot Family - (Apr-Jun) - Generally shady places - Plant 18-40" tall. Flowers white; flower stalk >= fruit length. Fruits 0.1-0.2" long with curved "velcro" bristles. Leaves fern-like, triangular outline.



POISON HEMLOCK (*Conium maculatum*) Naturalized Biennial - Carrot Family - (Apr-Jul) - Common. Moist, esp disturbed places - Plants 2-10' tall. Stems purple-spotted. Leaves fern-like, gen 2x divided. Flowers white. TOXIC. INVASIVE weed.



RATTLESNAKE WEED (*Daucus pusillus*) Native Annual - Carrot Family - (Apr-Jun) - Rocky or sandy places - Plant 1-35" tall, usually < 20". Flower clusters with < 13 flowers, all white. Young roots edible. Sap TOXIC to some people, causing dermatitis.





**BUTTON CELERY** (*Eryngium jepsonii*) Native Perennial - Carrot Family - (Apr–Aug) - Moist clay soil, vernal pools, lake shores, drying lakes, wet depressions - Leaf blade toothed-irreg lobed. Sepals 0.1", smooth-edged. Flowers white to blue or purple.



**COW PARSNIP** (*Heracleum maximum*) Native Perennial - Carrot Family - (Apr–Jul) - Moist places, wooded or open - Plants 1-3 m tall, woolly-hairy. Leaflets 3, maple-lobed, 4-16" wide. Petals white, outermost longest. Juice causes dermatitis.



**SWEET-CICELY** (*Osmorhiza berteroi*) Native Perennial - Carrot Family - (Apr–Jul) - Conifer forest, woodland, disturbed areas - Plant 12-47". Leaflets in 3s, serrate to irreg lobed. Flower white. Fruit 0.5-1", upward pointing barbs, splitting apart below.



**VENUS' NEEDLE** (*Scandix pecten-veneris*) Naturalized Annual - Carrot Family - (Apr–Jun) - Grassy slopes, roadsides - Plant 6-20" tall. Leaf segments finely divided, linear. Flowers white, outer petals larger. Fruit 0.2-1" long with a beak 0.8-2.8" long.



**TALL SOCK-DESTROYER** (*Torilis arvensis*) Naturalized Annual - Carrot Family - (Apr–Jul) - Disturbed places - Plant erect, 12-40" tall. Flower clusters open, > leaf. Fruits 0.1-0.2" long, covered with uncurved bristles. Flowers white or pinkish. **INVASIVE weed.**



**SHORT SOCK-DESTROYER** (*Torilis nodosa*) Naturalized Annual - Carrot Family - (Apr–Jun) - Disturbed places - Plant spreading, 4-20" tall. Flowers white to red, clusters dense, < leaf. Fruit ~ 0.1" long, uncurved bristles on outer surface, bumps inside.



**WAVYLEAF SOAP PLANT** (*Chlorogalum pomeridianum* var. *pomeridianum*) Native Perennial - Century Plant Family - (May–Aug) - Common. Open grassland, chaparral, woodland - Plant 1-8' tall, flowers at night. Bulb juices lather in water.



**CALIFORNIA MAN-ROOT** (*Marah fabacea*) Native Perennial - Gourd Family - (Feb–Apr) - Streamsides, washes, shrubby open areas - Vine 6-20' long. Leaves moderately lobed. Flowers cream or white, < 0.3" wide. Fruit spiny all over.






**COAST MAN-ROOT** (*Marah oregana*) Native Perennial - Gourd Family - (Mar-May) - Shrubby or open areas, forest edges - Vine 3-20' long. Leaves deeply lobed. Flowers white, deep cup-shaped, > 0.3" wide. Fruit smooth at end.



**WHITE GLOBE LILY** (*Calochortus albus*) Native Perennial - Lily Family - (Apr-Jun) - Common. Shady to open woodland, scrub - Stem 2-8 dm. Leaves grasslike. Flowers 2-many, hanging, closed at tip. Sepals 10-15 mm. Petals white to pink, 20-25 mm long.



**OAKLAND STAR-TULIP** (*Calochortus umbellatus*) Native Perennial - Lily Family - (Mar-May) - Open chaparral or woodland, gen on serpentine - Stem 3-10". Petals white or pink, 0.5-0.7" long, square tip, purple-spotted base. CNPS: FAIRLY ENDANGERED.



**HOOKER FAIRY BELLS** (*Prosartes hookeri*) Native Perennial - Lily Family - (Mar-Jun) - Montane conifer, mixed-evergreen forest, exposed roadside - Stem 12-32" tall. Leaf 1.2-6" long. Flower 0.3-0.6" long, white, hanging below the leaves, stamens > petals.



**GOOSE GRASS** (*Galium aparine*) Native Annual - Madder Family - (Apr-Jun) - Grassy, ± shady places - Stem 12-35" long, weak, brittle. Leaves 0.5-1.6" long, in whorls of 6-8. Flowers white, 4-lobed. Fruits covered w/short, hooked hairs.



**COMMON MINER'S LETTUCE** (*Claytonia perfoliata* subsp. *perfoliata*) Native Annual - Miner's Lettuce Family - (Jan-May) - Vernal moist, often shady or disturbed sites - Basal leaf length <3x width. Stem leaf gen not angled. Seeds shiny w/large appendage.



**YERBA BUENA** (*Clinopodium douglasii*) Native Perennial - Mint Family - (Apr-Sep) - Shady places, chaparral, woodland - Stem trailing, gen woody, forming mats. Leaves 0.4-1.4" long, oval. Petals white to lavender, 3-8 mm long. Aromatic.



**COMMON HOREHOUND** (*Marrubium vulgare*) Naturalized Perennial - Mint Family - (Mar-Nov) - Disturbed sites, gen overgrazed pastures - Stem 4-24" long. Leaf blades 0.6-2.2" long. Flower bract w/10 hook-tipped teeth. Flowers white, ~0.2" long. **INVASIVE.**






**CLIMBING MORNING-GLORY** (*Calystegia purpurata* subsp. *purpurata*) Native Perennial - Morning-glory Family - (May–Jun) - Chaparral, coastal scrub - Stem strongly climbing. Leaf triangular, lobes strongly angled. Bractlets smooth, small, distant.



**SHORTSTEM MORNING-GLORY** (*Calystegia subacaulis* subsp. *subacaulis*) Native Perennial - Morning-glory Family - (Apr–Jun) - Dry, open scrub or woodland - Stem gen ~0.8" long. Flowers 1.3-2.4" long, white or cream. Bractlets concealing flower bracts.



**BINDWEED** (*Convolvulus arvensis*) Naturalized Perennial - Morning-glory Family - (Mar–Oct) - Roadsides, open areas in many pl communities - Trailing. Leaf 0.8-1.2" long, w/round tip, pointed lobes. Flowers white to pink, 0.8-1" long. **NOXIOUS.**



**SHEPHERD'S PURSE** (*Capsella bursa-pastoris*) Naturalized Annual - Mustard Family - (Jan–Oct) - Disturbed areas - Stem 4-20" long. Basal leaves 1.2-2.4" long, dandelion-like. Petals white, 0.08-0.16" long. Fruits 0.16-0.35" long, flat, heart-shaped.



**MILK MAIDS** (*Cardamine californica*) Native Perennial - Mustard Family - (Jan–May) - Gen shaded sites, canyons, woodland. One of first spring flowers - Stem 10-24" long. Leaves lobed to compound w/sharp teeth. Petals white or pale rose, 0.3-0.5" long.



**WESTERN BITTER-CRESS** (*Cardamine oligosperma*) Native Annual - Mustard Family - (Mar–Jul) - Wet meadows, shady banks, damp areas - Plants < 16". Leaves divided into 5-9 leaflets. Flowers white, 0.1-0.2" long. Fruit < 0.1" wide.



**THREADLEAF PEPPERGRASS** (*Lepidium nitidum*) Native Annual - Mustard Family - (Feb–Mar) - Alkaline soils, pastures, dry vernal pools, fields, beaches - Fruit stalk flat. Fruit smooth, 0.14-0.24" long, cupped, winged.



**PROSTRATE PEPPERGRASS** (*Lepidium strictum*) Naturalized Annual - Mustard Family - (Apr–Jun) - Uncommon. Disturbed areas, woodland, slopes - Stem 2.8-6.7", gen crawling. Leaves pinnately lobed. Flower cluster crowded, stalk < fruit, sepals stay.





**WATER CRESS** (*Nasturtium officinale*) Native Perennial - Mustard Family - (Mar–Nov) - Streams, springs, marshes, lake margins, swamps - Stem 4-43" long. Leaflets 3-9, 0.3-1" wide. Petals white, 0.12-0.18" long. **EDIBLE** leaves.



**HAIRY FRINGEPOD** (*Thysanocarpus curvipes*) Native Annual - Mustard Family - (Feb–Jun) - Common. Slopes, washes, moist meadows, woodland, streambanks - Stem 4-24". Leaf clasping w/ears'. Fruit 0.12-0.24" wide, hanging, often hairy w/perforated edge.



**SMALL-FLOWERED NIGHTSHADE** (*Solanum americanum*) Native Annual-Perennial - Nightshade Family - (Apr–Nov) - Open, often disturbed places - Flower 0.12-0.24" wide w/3mm lobes, white, anthers ~0.07". Seeds ~0.05". Bracts 0.04-0.08", curled back in fruit.



**THREE CORNERED LEEK** (*Allium triquetrum*) Naturalized Perennial - Onion or Garlic Family - (Mar–Apr) - Locally common. Shady ± disturbed places - Stem 4-16", sharply 3-angled. Flowers white, 3-15, 0.4-0.7" long, nodding. Escaped ornamentals.



**SPOTTED CORALROOT** (*Corallorhiza maculata* var. *maculata*) Native Perennial - Orchid Family - (May–Aug) - Shaded mixed-evergreen or conifer forest, in decomposing lf litter - Flower lip white, not widest at tip, w/2 rounded side lobes.



**GAMBEL MILKVETCH** (*Astragalus gambelianus*) Native Annual - Pea Family - (Mar–Jul) - Open, grassy areas, scrub - Plant 8-12" tall, slender. Leaflets square-tipped. Flowers 4-15/cluster, white w/purple-tinge, ~0.1" long. Fruits ~0.15" long, reflexed.



**CALIFORNIA TEA** (*Rupertia physodes*) Native Perennial - Pea Family - (May–Sep) - Woodland - Stem ~1.6'. Leaflets 3, triangular to lance-shaped, 1.4-2.8" long, sticky. Flower bracts not hairy, lobes =. Flowers white or yellow, banner 0.4-0.55" long.



**THIMBLE CLOVER** (*Trifolium microdon*) Native Annual - Pea Family - (Mar–Jun) - Common locally. Open, moist or dry, gen disturbed areas - Short-hairy. Head bract w/flat base. Flowers white to pink. Calyx lobes < 1/2 flower tube length, < flowers.






**BICOLOR LEPTOSIPHON** (*Leptosiphon bicolor*)  
Native Annual - Phlox Family - (Mar-Jun) -  
Common. Open, grassy areas, chaparral,  
woodland - Plant 0.8-8.3" tall, hairy. Flower lobes  
~0.1" long, pink or white; tube red; stigma  
<=0.02" long.



**STICKY MOUSE-EAR CHICKWEED** (*Cerastium  
glomeratum*) Naturalized Annual - Pink Family -  
(Spring) - Dry hillsides, grassland, chaparral,  
disturbed areas - Flowers 0.1-0.2" long, white,  
sticky-hairy. Flower bract hairs extend beyond tip;  
bracts herbaceous.



**DOUGLAS' STITCHWORT** (*Minuartia douglasii*)  
Native Annual - Pink Family - (Spring-early  
summer) - Dry, rocky, slopes, flats in chaparral,  
oak and pine woodland, often serpentine - Plant  
1.6-12", sticky-hairy. Leaves 0.2-1.6". Petals  
white, 0.12-0.24" long.



**SMALL-FLOWER CATCHFLY** (*Silene gallica*)  
Naturalized Annual - Pink Family - (Spring-early  
summer) - Fields, disturbed areas - Plant 4-16".  
Leaves < 1.4" long. Flower cluster short-hairy,  
bracts sticky-hairy, petal blade 0.2-0.5" long,  
smooth to notched, white to pink.



**STICKWORT** (*Spergula arvensis*) Naturalized  
Annual - Pink Family - (Spring-early summer) -  
Open slopes, pine woodland, sand dunes, fields,  
disturbed areas - Stem 4-16"+. Leaves 0.4-2"  
long, linear, in whorls.



**COMMON CHICKWEED** (*Stellaria media*)  
Naturalized Annual - Pink Family - (Feb-Sep) -  
Oak woodland, meadows, disturbed areas - Plant  
2.8-20" tall. Stem w/line of hairs on 1 side. Sepals  
0.12-0.18" long. Petals white, 2-lobed, 0.7-0.9x  
sepals.



**CALIFORNIA DWARF PLANTAIN** (*Plantago  
erecta*) Native Annual - Plantain Family -  
(Mar-May) - Sandy, clay, serpentine soil; grassy  
slopes, flats, open woodland - Leaf 1.2-5" long,  
linear, hairy. Flowers + stem 1.2-12" tall, cluster  
0.2-1.2" long.



**ENGLISH PLANTAIN** (*Plantago lanceolata*)  
Naturalized Annual - Plantain Family - (Apr-Aug)  
- Common. Disturbed areas - Leaves basal,  
hairy, 2-10" long, <= 1" wide. Flowers + stem  
8-31" tall, flower cluster 0.8-3" long. **INVASIVE,**  
lawn weed.





**CREAM CUPS** (*Platystemon californicus*) Native Annual - Poppy Family - (Mar-May) - Open grassland, sandy soil, burns - Plant 1.2-12" tall, shaggy-hairy. Leaves 0.4-3.5" long, narrow. Flowers solitary. Stamens > 12. Petals 6, gen cream with yellow base.



**STICKY CINQUEFOIL** (*Drymocallis glandulosa* var. *wrangelliana*) Native Perennial - Rose Family - (May-Jul) - Gen ± shady or moist areas - Stem 8-28". Flower 0.2-0.25" long, pale yellow to cream. Terminal leaflet distinct, unlobed.



**WOOD STRAWBERRY** (*Fragaria vesca*) Native Perennial - Rose Family - (Jan-Jul) - Gen partial shade in forest - Stem gen 1.2-6" long. Leaflets 3, thin. Central leaflet gen w/12-21 teeth. Flower white, gen 0.6" wide, often above leaves. Fruit a strawberry.



**SMALL-FLOWER ALUMROOT** (*Heuchera micrantha*) Native Perennial - Saxifrage Family - (Apr-Jul) - Moist, rocky banks and cliffs - Plant 4-40" tall. Leaf blade 0.8-4.7" long, 5-7 lobed, generally hairy. Petals white, ~ 0.1" long.



**WOODLAND STAR** (*Lithophragma* affine) Native Perennial - Saxifrage Family - (Mar-Apr) - Open, grassy slopes - Plant 4-24" tall. Leaves w/3-5 sharp-toothed shallow lobes, stem leaves alternate. Petals 0.2-0.5" long, white. Hypanthium funnel-shaped.



**CALIFORNIA SAXIFRAGE** (*Micranthes californica*) Native Perennial - Saxifrage Family - (Feb-May/Jun) - Moist, shady places - Plant 6-14" tall. Leaves 1.6-4" long, at base, egg-shaped, >= 0.08" wide, toothed. Petals white, 0.1-0.18" long.



**FRINGE CUPS** (*Tellima grandiflora*) Native Perennial - Saxifrage Family - (Apr-Jul) - Moist slopes - Plant 16-39" tall, hairy. Flower cluster unbranched. Petals green-white to rose or red, 0.12-0.28" long, falling early. Stamens 10. Hypanthium bell-shaped.



**YARROW** (*Achillea millefolium*) Native Perennial - Sunflower Family - (Apr-Sep) - Many habitats - Plant 4"-7" tall. Stem white-hairy. Leaves finely dissected. Flower cluster flat-topped. Flowers white to pink. Widely used in folk medicine.





**MAYWEED** (*Anthemis cotula*) Naturalized Annual - Sunflower Family - (Apr–Aug) - Common. Disturbed areas, fields, coastal dunes, chaparral, oak woodland - Leaves finely divided into thread-like lobes. Flowers > 0.6" wide, many on top of a well-branched stem.



**MARSH BACCHARIS** (*Baccharis glutinosa*) Native Perennial - Sunflower Family - (Jul–Oct) - Coastal freshwater and saltwater marshes, streambanks - Plant herbaceous, sticky, 3-6' tall. Leaf blades lance-shaped, < 5" long, 0.5-1.2" wide.



**ENGLISH DAISY** (*Bellis perennis*) Naturalized Perennial - Sunflower Family - (Dec–Sep) - Damp, grassy areas - Herbaceous lawn weed. Leaves 0.8-4" long, spoon-shaped. Ray flowers white, 0.3-0.4" long, narrow. Disk flowers yellow, ~ 0.1" long.



**STICKY ROSINWEED** (*Calycadenia multiglandulosa*) Native Annual - Sunflower Family - (May–Oct) - Common. Gen dry, open valleys, hillsides, rocky ridges - Stem hairy, sticky, 4-28" tall. Leaves 1.2-3.1" long. Flowers white or cream to rose or yellow.



**HAYFIELD TARWEED** (*Hemizonia congesta* subsp. *luzulifolia*) Native Perennial - Sunflower Family - (Mar–Dec) - Disturbed, open, or grassy sites, often clayey soils, serpentine - Plant 2-32" tall. Flowers white, rays 0.2-0.5" long; head bract tips < body.



**WHITE HAWKWEED** (*Hieracium albiflorum*) Native Perennial - Sunflower Family - (May–Sep) - Forest - Stem 8-47" tall, densely long-hairy. Leaves mostly at base, 3-6" long, not lobed. Flower cluster widely branched, heads few-haired. Rays white. Milky sap.



**CALIFORNIA EVERLASTING** (*Pseudognaphalium californicum*) Native Biennial - Sunflower Family - (Apr–Jul) - Sandy canyons, dry hills, coastal chaparral - Stem 8-51" tall. Leaves green + glandular on both sides. Heads white, spheric, 0.2-0.24" long.



**PINCUSHION FLOWER** (*Scabiosa atropurpurea*) Naturalized Annual - Teasel Family - (Mar–Nov) - Disturbed areas - Stem < 2' tall. Leaves opposite, pinnately dissected. Flower clusters < 1.2" wide, flowers gen blue, pink, purple or white. Ornamental.





**LONGHORN PLECTRITIS** (*Plectritis macrocera*) Native Annual - Valerian Family - (Mar-Jun) - Common. Open, partly shaded slopes - Plant 24-32" tall. Leaves to 1.8" long. Flowers 0.08-0.15" long w/tapering spur, white to pale pink. Fruit grooved.



**SEASIDE / COASTAL PAINTBRUSH** (*Castilleja wightii*) Native Perennial - Broom-rape Family - (Mar-Aug) - Coastal scrub - Plant 12-32" tall, sticky, short-hairy. Leaves crowded, 0.8-2.4" long. Flower cluster yellowish (bright red to yellow).



**CALIFORNIA BUTTERCUP** (*Ranunculus californicus* var. *californicus*) Native Perennial - Buttercup Family - (Mar-Aug) - Grassland, open woodland - Petals 9-17, 0.28-0.55" long, often > 2x width. Fruit body 0.07-0.13" long, 0.05-0.09" wide, smooth.



**PRICKLESEED BUTTERCUP** (*Ranunculus muricatus*) Naturalized Annual - Buttercup Family - (Apr-Jun) - Stream-banks, drainages, low meadows - Plant 6-20". Leaves gen 3-lobed. Petals yellow, 5, 0.16-0.3" long. Fruits 0.2" long with curved bristles.



**FOOTHILL MEADOW-RUE** (*Thalictrum fendleri* var. *polycarpum*) Native Perennial - Buttercup Family - (Mar-Jun) - Moist, open to shaded places, woodland, forest - Plant 2-6'+ tall, male or female. Leaf 1-4x divided, 3-18" long, segments 0.3-0.8" long. No petals.



**FENNEL** (*Foeniculum vulgare*) Naturalized Perennial - Carrot Family - (May-Sep) - Roadsides, disturbed sites - Plants 3-6.5' tall, anise-scented. Stems waxy-blue, canelike. Flowers yellow. Leaf segments thread-like, edible when young. **INVASIVE** weed.



**BLADDER PARSNIP** (*Lomatium utriculatum*) Native Perennial - Carrot Family - (Feb-May) - Open grassy slopes, meadows, woodland - Plant 4-20" tall, leafy stem. Leaf lobes linear, bases broad. Flowers bright yellow above unfused, round bractlets. Fruit winged.



**POISON SANICLE** (*Sanicula bipinnata*) Native Perennial - Carrot Family - (Apr-May) - Open grassland or pine/oak woodland - Plants 5-24" tall. Leaves 2x pinnate. Flowers yellow, male flower stalk < fruit. Reported to be slightly **TOXIC**.





**PACIFIC WOODLAND SANICLE** (*Sanicula crassicaulis*) Native Perennial - Carrot Family - (Mar–May) - Open slopes, ravines, woodland - Plants stout, 9-47". Leaves 1-5" across with 3-5 deep, palmate lobes and serrate edges. Flowers yellow.



**TURKEY PEA SANICLE** (*Sanicula tuberosa*) Native Perennial - Carrot Family - (Mar–Jul) - Open gravelly meadows, chaparral, woodland, pine forest - Plant 2-32" tall, slender. Leaves finely dissected. Flowers bright yellow, male flower stalks > bumpy fruit.



**GOLDEN EGGS SUNCUP** (*Taraxia ovata*) Native Perennial - Evening Primrose Family - (Mar–Jun) - Grassy fields, gen clay soil - Stemless. Leaf blade oval, 1.2-6" long w/long stalks. Flower stalks leafless. Petals yellow, 0.3-0.9" long. Ovary hidden.



**YELLOW MARIPOSA LILY** (*Calochortus luteus*) Native Perennial - Lily Family - (Apr–Jun) - Heavy soils in grassland, woodland, mixed-evergreen forest - Stem 8-20" long. Flowers bell-shaped, deep yellow, 0.8-1.6" long, gen w/inner central red-brown spot.



**GOLDEN MONKEYFLOWER** (*Mimulus guttatus*) Native Perennial - Loosseed Family - (Mar–Aug) - Common. Wet places, gen terrestrial, occ emergent or floating in mats - Plant 0.8-60". Flower yellow, gen > 0.8" long; mature bracts flattened sideways, inflated in fruit.



**CLIMBING BEDSTRAW** (*Galium porrigens* var. *porrigens*) Native Perennial - Madder Family - (May–Aug) - Among shrubs in chaparral, forest - Stem 4-59" long. Leaves 0.1-0.7" long, oval to egg-shaped, in whorls of 4. Flowers yellow to red, 4-lobed.



**ERECT-POD WINTER CRESS** (*Barbarea orthoceras*) Native Perennial - Mustard Family - (Mar–Jul) - Meadows, streambanks, moist woodland, grassland - Stem 8-24". Lower leaves w/large terminal lobe, upper clasping stem. Petals bright yellow, 0.2-0.3" long.



**BLACK MUSTARD** (*Brassica nigra*) Naturalized Annual - Mustard Family - (Apr–Sep) - Common. Disturbed areas, fields - Plant 1-6' tall. Petals bright yellow, 0.3-0.4" long. Fruit upright, pressed against stem. **INVASIVE weed.**





**TURNIP** (*Brassica rapa*) Naturalized Annual - Mustard Family - (Jan-May) - Disturbed areas - Stem 8-40" tall. Leaves clasping, upper smooth-edged & waxy. Petals yellow, 0.2-0.4" long, stalk 0.3-1"; fruit beak > 0.4". **INVASIVE** weed.



**SHORTPOD MUSTARD** (*Hirschfeldia incana*) Naturalized Biennial-Perennial - Mustard Family - (Apr-Oct) - Disturbed areas - Stem 16-60". Longest leaves 1.6-4" long, dense-hairy. Petals pale yellow, ~0.2" long. Fruit appressed. Fall-blooming. **INVASIVE**.



**HEDGE MUSTARD** (*Sisymbrium officinale*) Naturalized Annual - Mustard Family - (Apr-Sep) - Disturbed areas, fields, pastures - Stem 10-22" tall, thin, wiry. Petals 0.1-0.16" long, pale yellow. Fruit 0.4-0.55" long, awl-shaped, appressed.



**CREEPING WOOD SORREL** (*Oxalis corniculata*) Naturalized Perennial - Oxalis Family - (Most of Year) - Disturbed areas - Plant < 20" tall, rooting at nodes. Leaflets < 0.8" long, in 3s. Petals yellow, < 8 mm long. Fruit 0.24-1" long. Possibly **TOXIC** to sheep.



**BERMUDA BUTTERCUP** (*Oxalis pes-caprae*) Naturalized Perennial - Oxalis Family - (Jan-May) - Disturbed areas, roadsides, grassland, dunes - Flowering stem < 12" tall. Leaflets in 3s, < 1.4" long. Petals yellow, < 1" long. Ornamental. **INVASIVE** weed.



**COLCHITA** (*Acmispon brachycarpus*) Native Annual - Pea Family - (Mar-Jun) - Abundant. Grassland, oak and pine woodland, desert flats and mtns, roadsides - Soft, densely hairy, < 16" tall. Flower yellow, almost stemless, bract lobes 1-2x flower tube.



**DEERWEED** (*Acmispon glaber* var. *glaber*) Native Perennial - Pea Family - (Mar-Aug) - Chaparral, roadsides, coastal sands; common - Often shrubby, leaflets 3-6, many clusters of 3-7 stemless flowers, yellow fading to orange-red, 0.3-0.5" long.



**CALIFORNIA LOTUS** (*Acmispon wrangelianus*) Native Annual - Pea Family - (Mar-Jun) - Abundant. Coastal bluffs, chaparral, disturbed areas - Low growing. Flowers yellow aging red, 0.2-0.4" long, almost stemless. Bract lobes same length as flower tube.





**BIRD'S-FOOT TREFOIL** (*Lotus corniculatus*) Naturalized Perennial - Pea Family - (Jun-Sep) - Open, disturbed areas - Leaflets 5, 0.16-0.9" long. Flower cluster 3-7 flowered on 0.6-4.7" stalk. Flowers bright yellow, 0.4-0.55" long, banner often reddish.



**CALIFORNIA BURCLOVER** (*Medicago polymorpha*) Naturalized Annual - Pea Family - (Mar-Jul) - Common. Chaparral, oak woodland, streambanks, roadsides, disturbed areas - Stem 4-20". Flower yellow, 0.14-0.24" long. Spiny spiral fruits. **INVASIVE.**



**SOURCLOVER** (*Melilotus indicus*) Naturalized Annual-Biennial - Pea Family - (Apr-Oct) - Open, disturbed areas - Stem 4-24" long. Leaflets 3, 0.4-1" long. Flowers yellow, ~0.1" long.



**LITTLE HOP CLOVER** (*Trifolium dubium*) Naturalized Annual - Pea Family - (Spring) - Agricultural, disturbed areas, lawns - Heads 0.16-0.3" wide. Flowers bright yellow, age brown, quickly reflex, smooth.



**BLOW WIVES** (*Achyrachaena mollis*) Native Annual - Sunflower Family - (Mar-Jun) - Common. Grassy sites, often clay soils - Plant 2-24" tall, soft-hairy. Flowers yellow turning red, 0.1-0.5" wide, extend < 0.1" beyond green bracts. Showy, flat scales attached to seeds.



**GIANT NATIVE DANDELION** (*Agoseris grandiflora* var. *grandiflora*) Native Perennial - Sunflower Family - (Apr-Jul) - Grassland, scrub, woodland - Plant 10-40". Leaf lobes point up. Flower rosy-purple, variable-sized bracts. Seed tapers to beak > 2x body length. Leaf lobes point upward.



**TOCALOTE** (*Centaurea melitensis*) Naturalized Annual - Sunflower Family - (Apr-Jul) - Disturbed fields, open woodland - Plant 4-39", gray-hairy, resinous. Leaves 0.8-6" long. Flowers yellow, 0.4-0.8" long, bracts tipped w/purple spines. **NOXIOUS weed.**



**YELLOW STAR-THISTLE** (*Centaurea solstitialis*) Naturalized Annual - Sunflower Family - (May-Oct) - Invasive, roadsides, disturbed grassland or woodland - Plant 4-39" tall. Leaves woolly, extend down the stem. Flower bract spines 0.4-1" long. **NOXIOUS weed.**





**BRASS-BUTTONS** (*Cotula coronopifolia*) Naturalized Perennial - Sunflower Family - (Mar-Dec) - Common. Saline and freshwater marshes, mud flats - Plant 2-16"+ tall, smooth, ± fleshy. Leaves linear to lance-shaped w/linear teeth or lobes. **INVASIVE**.



**GERMAN IVY** (*Delairea odorata*) Naturalized Perennial - Sunflower Family - (Nov-Mar) - Shady, ± disturbed places, riparian woodland, coastal scrub - Vine stem 3-20' long. Heads ~ 20 per cluster. Disk flowers bright yellow. **NOXIOUS weed**.



**GREAT VALLEY GUMPLANT** (*Grindelia camporum*) Native Perennial - Sunflower Family - (May-Nov) - Sandy or saline bottomland, roadsides - Stem non-woody, 2-8' tall, whitish. Leaves gen resinous. Head to 1.2" wide, bracts bend downward.



**ROSILLA** (*Helenium puberulum*) Native Biennial - Sunflower Family - (Jun-Aug) - Streambanks, seepage areas, lake margins - Plant 20-63". Flower head spherical, disk flowers ~0.1" long, yellow on sides, brown-purple on top; rays 0.15-0.4" long, point down.



**BRISTLY OX-TONGUE** (*Helminthotheca echioides*) Naturalized Annual-Biennial - Sunflower Family - (All year) - Common. Disturbed areas - Stem 1-6.5' tall, bristly. Leaf 2-8" long, covered with prickly bumps. Flower heads 0.8-1.6" wide. **INVASIVE weed**.



**BOLANDER GOLDENASTER** (*Heterotheca sessiliflora* subsp. *bolanderi*) Native Perennial - Sunflower Family - (Jun-Sep) - Dunes, headlands, grassy coastal slopes - Plant gen 8-28", unbranched. Leaves wide, soft-hairy. Heads clustered, rays 0.3-0.6".



**BRISTLY GOLDENASTER** (*Heterotheca sessiliflora* subsp. *echioides*) Native Perennial - Sunflower Family - (Jul-Oct) - Grassland, scrub, woodland, open forest, disturbed sites - Plant 2-7 dm, bristly, unbranched. Leaves flat, to 5 cm long, upper reduced. Head bracts not leafy.



**HEERMANN TARPLANT** (*Holcarpha heermannii*) Native Annual - Sunflower Family - (May-Nov) - Grassland - Plant 0.2-1.2 m tall, densely very-short-hairy, glandular. Ray flowers 3-13, yellow. Disk flowers yellow to brown. Yellow anthers.





**SMOOTH CAT'S-EAR** (*Hypochaeris glabra*)  
Naturalized Annual - Sunflower Family -  
(Mar-Jun) - Common. Disturbed areas,  
grassland, open woodland - Plant 4-24" tall,  
smooth. Rays 0.2-0.3" long, barely > head bracts.  
Only inner fruit beaked. **INVASIVE.**



**ROUGH CAT'S-EAR** (*Hypochaeris radicata*)  
Naturalized Perennial - Sunflower Family -  
(Apr-Jul) - Disturbed areas, grassland, open  
woodland - Plant 4-32" tall, rough-hairy. Rays  
0.4-0.6" long, well exceeding head bracts. Fruits  
all beaked. **INVASIVE weed.**



**WILLOW LETTUCE** (*Lactuca saligna*)  
Naturalized Annual - Sunflower Family -  
(Jul-Nov) - Roadsides, grassland - Stem 12-39"  
tall. Leaf lobes entire or few-toothed, no prickles  
underneath. Flowers 5-12, pale yellow, open in  
morning.



**PRICKLY LETTUCE** (*Lactuca serriola*)  
Naturalized Annual - Sunflower Family -  
(May-Oct) - Abundant. Disturbed places - Stem  
1.6-10' tall, prickly-bristly. Leaves deeply-lobed,  
midvein and edges prickly-bristly. Flowers pale  
yellow, 0.16-0.2" wide.



**COMMON HARE-LEAF** (*Lagophylla ramosissima*)  
Native Annual - Sunflower Family -  
(Apr-Oct) - Grassland, openings in scrub,  
woodland, forest - Plant 4-40" tall. Leaves hairy,  
often sticky, to 4.7" long. Rays yellow, 0.12-0.24"  
long.



**CALIFORNIA GOLDFIELDS** (*Lasthenia californica* subsp. *californica*)  
Native Annual - Sunflower Family - (Feb-Jun) - Many habitats -  
Stem < 16" tall, hairy. Leaves 0.3-2.8" long,  
<0.25" wide, smooth edged. Head bracts 4-13,  
not joined. Rays 0.2-0.7" long.



**GUMWEED** (*Madia gracilis*) Native Annual -  
Sunflower Family - (Apr-Aug) - Open,  
semi-shaded or disturbed sites, many habitats,  
incl serpentine - Plant 2.4-40" tall, hairy, upper  
half sticky. Leaf 0.4-4" long. Rays yellow, 3-10,  
0.06-0.3" long. Bracts 6-10 mm tall.



**COAST TARWEED** (*Madia sativa*) Native Annual -  
Sunflower Family - (May-Oct) - Grassy, open,  
or disturbed sites - Plant 3.5-10 dm, hairy, all  
glandular. Leaf 0.8-7.1" long, 0.1-0.7" wide. Rays  
green-yellow, 8-13, 0.06-0.16" long. Head bracts  
0.24-0.6" tall.






**PINEAPPLE WEED** (*Matricaria discoidea*)  
Naturalized Annual - Sunflower Family -  
(Feb–Aug) - Abundant. Disturbed sites,  
riverbanks - Plant 4-12" tall, sweet-scented.  
Heads pineapple-shaped, ~ 0.4" wide; head stalk  
to 0.6" long.



**SIERRA FOOTHILL SILVERPUFFS** (*Microseris  
acuminata*) Native Annual - Sunflower Family -  
(Apr–Jun) - Grassy, open rocky or clay soil -  
Plant 2-14". Leaves 1-8" long, basal, linear-lobed.  
Rays 5-50, yellow. Pappus scale > 0.2" long, no  
notch.



**DOUGLAS SILVERPUFFS** (*Microseris douglasii*  
subsp. *douglasii*) Native Annual - Sunflower  
Family - (Mar–Jun) - Grassland, near vernal  
pools or serpentine - Plant 2-24". Leaf 1.2-10".  
Pappus scales <= 5, 0.04-0.24" long. Fruit widest  
at tip.



**COTTON-BATTING PLANT** (*Pseudognaphalium  
stramineum*) Native Annual - Sunflower Family -  
(Mar–Aug) - Many habitats, dunes, chaparral  
slopes, roadsides - Heads 0.16-0.2" long, female  
flowers > 0.08" long, pappus bristles free.



**COMMON GROUNDSEL** (*Senecio vulgaris*)  
Naturalized Annual - Sunflower Family -  
(Feb–Jul) - Common. Disturbed areas - Plant  
4-24" tall, not hairy, w/1-10+ stems. Flower head  
bracts with black-tips. Milky sap.



**CALIFORNIA GOLDENROD** (*Solidago velutina*  
subsp. *californica*) Native Perennial - Sunflower  
Family - (May–Nov) - Woodland margins,  
grassland, disturbed soils - Stem 8-60" tall. Gen  
densely short-soft-hairy. Flower cluster height  
2-4x width.



**PRICKLY SOW THISTLE** (*Sonchus asper* subsp.  
*asper*) Naturalized Annual - Sunflower Family -  
(All year) - Common. Slightly moist disturbed  
sites, along streams - Plant 4-48". Leaf teeth  
prickly. Basal lobes of upper leaves rounded,  
curving downward.



**COMMON SOW THISTLE** (*Sonchus oleraceus*)  
Naturalized Annual - Sunflower Family - (All year)  
- Abundant. Disturbed places - Plant 4-55" tall.  
Leaf teeth soft to touch. Basal lobes of upper  
leaves sharply pointed, straight to curving  
upward.





**COMMON DANDELION** (*Taraxacum officinale*)  
Naturalized Biennial-Perennial - Sunflower Family - (All year) - Abundant. Esp disturbed areas - Stem hollow. Leaves bright green with sharp down-pointing lobes. Outer head bracts reflexed. Fruit ~ brown.



**SILVERPUFFS** (*Uropappus lindleyi*) Native Annual - Sunflower Family - (Mar-May) - Common. Open grassland, woodland, chaparral, deserts, gen in loose soils - Heads pale yellow, never nod. Outer head bracts always > 1/4 inner length. Pappus scale notched.



**NARROW-LEAVED MULE'S EARS** (*Wyethia angustifolia*) Native Perennial - Sunflower Family - (Apr-Aug) - Grassland - Plant 4-35" tall, rough-hairy. Leaves narrow, veins all similar, base blades 4-20" long. Ray flowers 0.6-1.8" long.



**SMOOTH MULE'S EARS** (*Wyethia glabra*) Native Perennial - Sunflower Family - (Mar-Jun) - Gen shady sites - Plant 4-16" tall, shiny green, no woolly hairs. Leaf basal blades 10-18" long, lance-shaped to oval, shiny. Ray flowers 1-2" long.



**GRAY MULE'S EARS** (*Wyethia helenioides*) Native Perennial - Sunflower Family - (Mar-May(Aug)) - Open grassland, woodland, scrub - Plant 8-28" tall, densely woolly, often becoming smooth. Some woolly hairs remain on leaf stalks and floral bracts.



**JOHNNY-JUMP-UP** (*Viola pedunculata*) Native Perennial - Violet Family - (Feb-Apr) - Open, grassy slopes, hillsides, chaparral, oak woodland, gen full sun - Plant 2-15" tall. No basal leaves. Petals gold-yellow, lower 3 brown-veined, upper 2 red-brown on back.



**JIM BRUSH** (*Ceanothus oliganthus* var. *soreddiatus*) Native Perennial - Buckthorn Family - (Jan-May) - Slopes, ridges, chaparral, conifer forest - Shrub/tree < 11.5' tall. Twigs red-brown. Leaves alternate, 3 main veins. Flowers blue, purple-blue or whitish.



**BLUE BLOSSOM** (*Ceanothus thyrsiflorus* var. *thyrsiflorus*) Native Perennial - Buckthorn Family - (Mar-Jun) - Bluffs, slopes, canyons, chaparral, coastal scrub, closed-cone-pine forest - Leaves alternate, 3 main veins. Twigs angled, ridged lengthwise.





**RED-FLOWERING CURRANT** (*Ribes sanguineum* var. *glutinosum*) Native Perennial - Gooseberry Family - (Feb–Apr) - Many habitats - Shrub < 13' tall, no prickles. Sepals pink to white. Petals white to red, ~0.1" long. Styles smooth.



**CALIFORNIA HUCKLEBERRY** (*Vaccinium ovatum*) Native Perennial - Heath Family - (Mar–May) - Edges, clearings in conifer forest - Shrub 1.6-10' tall. Leaf 1-2" long, evergreen. Flowers pink, < 0.3" long, 3-10/group. Fruit black, 0.24-0.35" diam.



**HAIRY VINE HONEYSUCKLE** (*Lonicera hispida*) Native Perennial - Honeysuckle Family - (May–Jun) - Canyons, streamsides, woodland - Shrub sprawling-climbing, 6-10' long, short-hairy. Flower cluster densely sticky. Flowers pink, 0.5-0.6" long, sticky-hairy.



**SNOWBERRY** (*Symphoricarpos albus* var. *laevigatus*) Native Perennial - Honeysuckle Family - (May–Jul) - Shady woodland, streambanks, N. slopes - Shrub 20-71" tall. Flowers > 8/cluster, pink, 0.16-0.24" long, bell-shaped, swollen on 1 side.



**CREEPING SNOWBERRY** (*Symphoricarpos mollis*) Native Perennial - Honeysuckle Family - (Apr–May) - Ridges, slopes, open places in woodland - Shrub 6-24" tall, sprawling. Flowers < 8/cluster, pink + often red outside, 0.16" long, bell-shaped, symmetrical.



**BLUE WITCH** (*Solanum umbelliferum*) Native Perennial - Nightshade Family - (All year) - Shrubland, mixed-evergreen forest, woodland - Plant gen < 39", upper stem hairs branched, dense. Flowers 0.6-1" wide, purple, with green spots at the base.



**BUSH LUPINE** (*Lupinus albus* var. *albus*) Native Perennial - Pea Family - (Mar–Jun) - Common. Chaparral, foothill woodland - Shrub 2-16' tall, gen distinct trunk, green to silvery. Flowers 0.35-0.6" long, purple, banner back hairy, keel top ciliate mid to tip.



**CALIFORNIA ROSE** (*Rosa californica*) Native Perennial - Rose Family - (Feb–Nov) - Gen ± moist areas in sun, esp streambanks - Shrub 2.6-8.2' tall w/thick curved spines, forming thickets. Petals pink, 0.6-1" long; sepals unlobed.






WOOD ROSE (*Rosa gymnocarpa* var. *gymnocarpa*) Native Perennial - Rose Family - ((Feb)Apr-Jul) - Common. Gen in shade of forest, scrub - Shrub w/straight thorns. Flowers gen solitary, stalks sticky, fruit smooth, sepals deciduous.



WHITE ALDER (*Alnus rhombifolia*) Native Perennial - Birch Family - (Apr-Jun) - Along permanent streams - Tree. Leaves flat, not rusty underneath, margins serrate, not rolled under. Female flowers cone-like. Wood used for furniture and for smoking meats.



CALIFORNIA HAZELNUT (*Corylus cornuta* subsp. *californica*) Native Perennial - Birch Family - (Jan-Mar) - Common. Many habitats, esp moist, shady places - Shrub, small tree < 13' tall. Leaf velvety-hairy. Fruits 0.8-1.2" long in papery bracts, 1-2/group.



CALIFORNIA COFFEE BERRY (*Frangula californica* subsp. *californica*) Native Perennial - Buckthorn Family - (May-Jul) - Coastal-sage scrub, chaparral, forest, woodland - Shrub < 16' tall. Flowers greenish. Leaves smooth beneath.



REDWOOD (*Sequoia sempervirens*) Native Perennial - Cypress Family - - - Redwood forest - Tree to 380' tall, evergreen. Leaves alternate: on rapidly growing stems awl-like, < 0.3" long; others flat, 0.2-1" long. Seed cone 0.5-1.4" diam, woody.



COAST LIVE OAK (*Quercus agrifolia* var. *agrifolia*) Native Perennial - Oak Family - (Mar-Apr) - Valleys, slopes, mixed-evergreen forest, woodland - Tree 30-80'. Leaves convex, hair-tuft below in vein axils. Acorns on 1st year twigs, shell glabrous inside.



BLUE OAK (*Quercus douglasii*) Native Perennial - Oak Family - (Apr-May) - Dry slopes, interior foothills, woodland - Tree 20-66', deciduous. Bark checkered into scales. Leaves 1.2-2.4" long, bluish green, unlobed to shallowly lobed, lacking bristles.



VALLEY OAK (*Quercus lobata*) Native Perennial - Oak Family - (Mar-Apr) - Slopes, valleys, savanna - Tree < 115' tall, deciduous. Leaves 2-5" long, not leathery, deeply lobed, lobes without bristles. Acorns 1.2-2" long, slender, cup 0.4-1.2" deep.





INTERIOR LIVE OAK (*Quercus wislizeni* var. *wislizeni*) Native Perennial - Oak Family - (Mar-May) - Interior canyons, slopes, pine/oak woodland - Tree < 75'. Leaf blades 0.8-2" long, hairless, flat. Acorns on 2nd year twigs, shell woolly inside.



MONTEREY PINE (*Pinus radiata*) Native Perennial - Pine Family - - Closed-cone-pine forest, oak woodland - Tree < 125' tall. Mature bark black, deep-grooved. Needles 3 per bundle, 2.4-5.9" long. Seed cone 2.4-6" long, asymmetric, opening 2nd year.



BIG-LEAF MAPLE (*Acer macrophyllum*) Native Perennial - Soapberry Family - (Mar-Jun) - Common. Streambanks, canyons - Tree < 100'. Leaves 5-lobed, 3-6" long, 4-10" wide. Group of 20-90 hanging flowers appear after leaves. Winged seeds.



BOX ELDER (*Acer negundo*) Native Perennial - Soapberry Family - (Mar-Apr) - Streamsides, bottomland. - Tree < 66' tall. Leaflets in 3s. Group of 10-250 hanging flowers appear with leaves. Winged fruits. Widely planted ornamental.



WESTERN POISON OAK (*Toxicodendron diversilobum*) Native Perennial - Sumac Family - (Apr-Jun) - Canyons, slopes, chaparral, coastal scrub, oak woodland - Shrub or vine. Leaflets 3, red in fall, mid leaflet stalked. Flowers green. Fruits white. TOXIC.



CALIFORNIA SAGEBRUSH (*Artemisia californica*) Native Perennial - Sunflower Family - (Aug-Nov) - Coastal scrub, chaparral, open woodland - Shrub 2-8.5' tall, rounded. Leaves 0.4-4", hairy, thread-like. It green to gray. Flower heads < 5 mm wide. Sage-scented.



N. CALIFORNIA BLACK WALNUT (*Juglans hindsii*) Native Perennial - Walnut Family - (Apr-May) - Along streams, disturbed slopes - Tree 20-75'. Leaflets 13-21, 3-5". Fruit 1.4-2" wide. CNPS: SERIOUSLY ENDANGERED (unplanted).



FREMONT COTTONWOOD (*Populus fremontii* subsp. *fremontii*) Native Perennial - Willow Family - (Mar-Apr) - Scattered. Alluvial bottomland, streamsides - Tree < 66' tall. Leaves heart-shaped to triangular, coarsely scalloped, blade 1.2-2.8" long.





**BLACK COTTONWOOD** (*Populus trichocarpa*)  
Native Perennial - Willow Family - (Feb-Apr) -  
Alluvial bottomland, streambanks - Tree < 100'  
tall. Leaves egg-shaped, finely scalloped edge,  
blade 1.2-2.8" long.



**WESTERN SYCAMORE** (*Platanus racemosa*)  
Native Perennial - Sycamore Family - (Feb-Apr) -  
Common. Streambanks, canyons, arroyos - Tree  
33-115' tall. Bark peeling pale. Leaf blades 4-10"  
long, palmately lobed, smooth to hairy above,  
short-woolly under.



**CHAPARRAL CLEMATIS** (*Clematis lasiantha*)  
Native Perennial - Buttercup Family - (Jan-Jun) -  
Hillsides, chaparral, open woodland - Woody  
vine. Leaflets 3-5, +3-lobed. Flowers gen 1, in  
spring; sepals white to cream, 0.4-0.8" long.



**WESTERN VIRGIN'S BOWER** (*Clematis  
ligusticifolia*) Native Perennial - Buttercup Family  
- (Jun-Sep) - Along streams, wet places -  
Leaflets 5-15, irregularly lobed. Flowers many, in  
fall. Sepals white to cream, 0.2-0.24" long.



**WESTERN AMERICAN DOGWOOD** (*Cornus  
sericea* subsp. *occidentalis*) Native Perennial -  
Dogwood Family - (May-Jul) - Generally moist  
places - Shrub 5-13' tall. Leaf blades gen 2-4"  
long, rough-hairy below, veins in 4-7 pairs. Petals  
white, 0.1-0.2" long.



**HILLSIDE GOOSEBERRY** (*Ribes californicum*  
var. *californicum*) Native Perennial - Gooseberry  
Family - (Feb-Mar) - Forest openings, woodland -  
Shrub < 5' tall. Leaf blades 0.4-1.2" long, not  
sticky. Sepals greenish, petals 0.12" long, white.



**STRAGGLE GOOSEBERRY** (*Ribes divaricatum*  
var. *pubiflorum*) Native Perennial - Gooseberry  
Family - (Mar-May) - Uncommon. Coastal bluffs,  
forest edges - Shrub < 10' tall. Petals 0.04-0.08"  
long, white. Styles 0.2-0.3" long, hairy at base.  
Bracts purplish.



**CANYON GOOSEBERRY** (*Ribes menziesii* var.  
*menziesii*) Native Perennial - Gooseberry Family  
- (Feb-Apr) - Common. Forest openings,  
chaparral - Shrub < 10', prickly. Leaves sticky  
below. Styles glabrous, anthers exerted, sepals  
purplish.





PACIFIC MADRONE (*Arbutus menziesii*) Native Perennial - Heath Family - (Mar-May) - Conifer, oak forests - Tree < 130' tall, evergreen, peeling red bark. Leaf blades < 5" long. Flowers yellow-white or pink, < 3.1" long. Berries red, < 0.5" diam, round.



BRITTLE-LEAF MANZANITA (*Arctostaphylos crustacea* subsp. *crustacea*) Native Perennial - Heath Family - (Feb-Apr) - Chaparral, conifer forest - Twigs bristly, leaf stalk 0.1-0.2", upper leaf surface shiny.



EASTWOOD MANZANITA (*Arctostaphylos glandulosa* subsp. *glandulosa*) Native Perennial - Heath Family - (Jan-Apr) - Chaparral, conifer forest - Shrub 3-13' tall. Twigs w/gland-tipped hairs, leafy bracts, 0.1-0.2" leaf stalk, burl. Upper leaf surface not shiny.



PALLID MANZANITA (*Arctostaphylos pallida*) Native Perennial - Heath Family - (Jan-Mar) - Siliceous shales, slopes, ridges, chaparral - Leaves clasping, smooth. Flower stalk and fruit w/sticky hairs. Fed: THREATENED, Calif: ENDANGERED.



ENGLISH HOLLY (*Ilex aquifolium*) Naturalized Perennial - Holly Family - (May-Jun) - Cool, wooded areas - Shrub or tree < 66' tall. Leaves 1-2.4" long, edges smooth or w/spine-like teeth. Flower petals ~0.1" long, dull white. Fruits red, ~0.3" wide, smooth.



BLUE ELDERBERRY (*Sambucus nigra* subsp. *caerulea*) Native Perennial - Muskroot Family - (Mar-Sep) - Common. Streambanks, open places in forest - Shrub 7-26' tall. Flower cluster flat-topped, 1.6-13" diam, petals spreading. Fruits waxy blue-black.



RED ELDERBERRY (*Sambucus racemosa* var. *racemosa*) Native Perennial - Muskroot Family - (May-Jul) - Moist places - Shrub/tree 3-20' tall. Leaflets 5-7, 1.6-6.3" long. Flower cluster dome-shaped, gen 6-12 cm diam, petals often reflexed. Fruits red.



RIVER RED GUM (*Eucalyptus camaldulensis*) Naturalized Perennial - Myrtle Family - (Apr-Jul) - Common. Disturbed areas - Tree to 80' tall. Leaves 2-8" long, 0.6-1" wide. Flowers 5-10 in simple umbel, small, white; bud cap <0.25". INVASIVE.





BLUE GUM (*Eucalyptus globulus*) Naturalized Perennial - Myrtle Family - (Oct-Jan) - Common. Disturbed areas - Tree < 200' tall. Flowers single, large, gen stemless. Leaves 4-12" long, 1-1.6" wide; used medicinally by Aboriginals. INVASIVE weed.



CHAMISE (*Adenostoma fasciculatum* var. *fasciculatum*) Native Perennial - Rose Family - (May-Jun) - Dry slopes, ridges, chaparral - Shrub or small tree < 13' tall. Flowers cream to white. Leaves narrow, shiny with flammable oils in warm weather.



SILVERLEAF COTONEASTER (*Cotoneaster pannosus*) Naturalized Perennial - Rose Family - (May-Jul) - Disturbed places, mixed-evergreen forest - Leaves 0.8-1.4" long, pointed tip, smooth above. Petals white, spreading. Fruit red. INVASIVE weed.



CHRISTMAS BERRY / TOYON (*Heteromeles arbutifolia*) Native Perennial - Rose Family - ((May)Jun-Aug) - Chaparral, oak woodland, mixed-evergreen forest - Shrub-tree < 33' tall, evergreen. Leaf 2-4" long. Petals white, < 0.16" long. Fruit bright red.



OCEANSPRAY (*Holodiscus discolor* var. *discolor*) Native Perennial - Rose Family - (May-Aug) - Moist woodland edges, rocky slopes - Shrub 5-20' tall. Leaf blade 0.6-3.1" long, toothed at end. Flower cluster 0.8-10" long. Petals white, ~0.07" long.



OSO BERRY (*Oemleria cerasiformis*) Native Perennial - Rose Family - (Feb-Apr) - Chaparral, canyons, streambanks, lowland wet to dry open woodland, coast to shaded conifer forest - Shrub 3-20'. Leaf 2-5" long. Flower cluster 1.2-4". Petals white, 0.12-0.24".



PACIFIC NINEBARK (*Physocarpus capitatus*) Native Perennial - Rose Family - (May-Jul) - Moist banks, n-facing slopes, mixed-conifer forest - Shrub 3.3-8'. Leaf blades gen < 4" wide, 3-5 lobed. Petals white, ~0.1" long. Fruits reddish, 0.3-0.4" long.





**BITTER CHERRY** (*Prunus emarginata*) Native Perennial - Rose Family - (Apr–Jun) - Rocky slopes, canyons, chaparral, mixed-evergreen, conifer forest - Shrub/tree < 50'. Leaf: stem 0.1-0.5", blade 0.6-2.4" long. Petals white, 0.12-0.3" long. Fruit red to purple.



**SIERRA PLUM** (*Prunus subcordata*) Native Perennial - Rose Family - (Mar–May) - Mixed-evergreen or conifer forest - Shrub < 10'. Leaf: stem 0.16-0.6", blade 1-2", elliptic to wide egg-shaped, base round heart-shaped, tip round. Petals 0.2-0.4" long, white.



**WOOLLY FIRETHORN** (*Pyracantha angustifolia*) Naturalized Perennial - Rose Family - (Feb–Jun) - Disturbed areas, fencerows, abandoned fields, roadsides - Plant < 13', gray-hairy. Leaves narrow, entire. Calyx and below leaves often woolly. **INVASIVE.**



**HIMALAYAN BLACKBERRY** (*Rubus armeniacus*) Naturalized Perennial - Rose Family - (Mar–Jun) - Common. Disturbed areas, roadsides - Shrub w/thorny 5-angled stem. Leaflets 3-5, white-hairy beneath. Blackberry-type fruit. **INVASIVE.**



**THIMBLEBERRY** (*Rubus parviflorus*) Native Perennial - Rose Family - (Mar–Aug) - Common; moist semi-shaded areas, esp edges of woodland - Shrub 0.5-2 m tall, not prickly. Petals 0.5-0.9" long, white. Leaves simple, 3-5 lobed. Raspberry-type fruit.



**CALIFORNIA BLACKBERRY** (*Rubus ursinus*) Native Perennial - Rose Family - (Mar–Jul) - Open, disturbed areas - Stem round, bristly/prickly. Leaves simple to 3 leaflets, underside green. Plants unisexual. Petals 0.24-0.6" long, white. Blackberry-type fruit.



**COAST SILK TASSEL** (*Garrya elliptica*) Native Perennial - Silk Tassel Family - (Jan–Mar) - Seacliffs, sand dunes, chaparral, foothill-pine woodland - Shrub or small tree, < 26' tall. Leaves wavy-margined, underside hairs felt-like, interwoven. Fruit hairy.



**CALIFORNIA BUCKEYE** (*Aesculus californica*) Native Perennial - Soapberry Family - (May–Jun) - Dry slopes, canyons, borders of streams - Large shrub or tree 13-39' tall. 5-7 leaflets. Flowers white to pale rose. Large seeds toxic but edible after leaching out saponins.






COYOTE BRUSH (*Baccharis pilularis* subsp. *consanguinea*) Native Perennial - Sunflower Family - (Jul-Dec) - Coastal bluffs, woodland, grassland, disturbed sites, occ on serpentine - Shrub < 15' tall, brittle, common. Leaves gen 0.6-1.6" long.



SHINYLEAF OREGON-GRAPE (*Berberis pinnata* subsp. *pinnata*) Native Perennial - Barberry Family - (Feb-May) - Rocky slopes, conifer forest, oak woodland, chaparral - Shrub gen < 7'. Leaflets w/15-23 spiny teeth, spines < 0.1" long. Flowers yellow.



HOLLYLEAF REDBERRY (*Rhamnus ilicifolia*) Native Perennial - Buckthorn Family - (Mar-Jun) - Chaparral, montane forest - Shrub < 13' tall, evergreen w/stiff branches. Leaf blades 0.8-1.6" long, toothed. Fruits 0.2-0.3" wide, red.



WESTERN LEATHERWOOD (*Dirca occidentalis*) Native Perennial - Daphne Family - (Nov-Mar) - Gen n facing slopes, mixed-evergreen forest to chaparral, gen fog belt - Shrub 3-10'. Flowers yellow, 1-4 per group, open before/with leaves. CNPS: Fairly ENDANGERED.



CALIFORNIA WILD GRAPE (*Vitis californica*) Native Perennial - Grape Family - (May-Jun) - Streamsides, springs, canyons - Woody vine to 33'+long. Leaves deciduous, heart-shaped to kidney-shaped. Fruit purple when mature, gen > 0.3" wide.



CALIFORNIA BAY (*Umbellularia californica*) Native Perennial - Laurel Family - (Nov-May) - Common. Canyons, valleys, chaparral - Tree < 150' tall. Leaf 1.2-4", 0.6-1.2" wide, aromatic. Cluster of 5-10 small, yellow or yellow-green flowers. Fruit 0.8-1" diam.



BUSH MONKEYFLOWER (*Mimulus aurantiacus* var. *aurantiacus*) Native Perennial - Lopseed Family - (Mar-Jun) - Disturbed areas, coastal cliffs, canyon sides - Shrub 4-60". Flowers yellow, orange or red; 1-2.3" long; bract tube glabrous.



BLACKWOOD ACACIA (*Acacia melanoxylon*) Naturalized Perennial - Pea Family - (Feb-Mar) - Uncommon. Disturbed areas - Tree < 100' tall. Leaves simple, 0.2-1.2" wide, 3-5 main veins. Flowers pale yellow, 2-8 per head. INVASIVE weed.






**FRENCH BROOM** (*Genista monspessulana*) Naturalized Perennial - Pea Family - (Mar-Jun) - Common. Disturbed places. - Shrub < 10' tall, evergreen. Stems 8-10 ridged, leafy. Flowers yellow, 4-10 at branch tips, banner 0.4-0.6" long. NOXIOUS.



**SPANISH BROOM** (*Spartium junceum*) Naturalized Perennial - Pea Family - (Apr-Jun) - Disturbed areas - Shrub, < 10' tall, gen leafless. Leaves simple, very sparse. Flowers yellow, several at stem tips, 0.8-1.2" long. Fruits 2-4" long. INVASIVE weed.



**GOLDEN-YARROW** (*Eriophyllum confertiflorum* var. *confertiflorum*) Native Perennial - Sunflower Family - (Apr-Aug) - Many dry habitats - Shrubby, 8-28" tall. Leaves 0.4-2" long, deeply 3-5 lobed. Flowers yellow; rays 4-6, 0.08-0.2" long; head bracts 4-7.



**MARSH GUMPLANT** (*Grindelia stricta* var. *angustifolia*) Native Perennial - Sunflower Family - (May-Dec) - Tidal wetlands - Plant 3.3-6.6' tall, woody base, evergreen. Leaves 0.4-6" long, fleshy, not resinous. Flower rays yellow, 16-56, 0.5-0.7" long.



**CALIFORNIA MATCHWEED** (*Gutierrezia californica*) Native Perennial - Sunflower Family - (Jul-Nov) - Grassland, arid woodland and shrubland, serpentine - Stem 8-40" long, woody base. Leaf narrow, flat, <= 2" long. Ray flowers 4-13, 0.1-0.3" long.



**ARROYO WILLOW** (*Salix lasiolepis*) Native Perennial - Willow Family - (Jan-Jun) - Common. Shores, marshes, meadows, etc - Shrub-tree, bark smooth. Leaf-like stipules. Leaf egg-shaped, waxy below. Fruit smooth, bract persistent, dark, stamens 2.



