



SOUTH ALABAMA FOOTBALL

3 BOWL GAMES | 5 NFL DRAFT PICKS | 25 NFL PLAYERS | 14 ALL-AMERICANS | 96 ALL-SBC SELECTIONS | 40 SBC PLAYERS OF THE WEEK

GAME	SEPT. 2, 2023 NEW ORLEANS, LA. YULMAN STADIUM (30,000)	
1		AT 
SOUTH ALABAMA	TULANE	
RANKINGS AP: RV COACHES: RV Record: 0-0, 0-0 SBC Last Game: L - Western Kentucky, 23-44 (12/21/22) Head Coach: Kane Wommack Seasons as a Head Coach: 3 Career Record: 15-10 Season at South Alabama: 3 Record at South Alabama: 15-10	RANKINGS AP: 24 COACHES: 23 Record: 0-0, 0-0 AAC Last Game: W - USC, 46-45 (2/2/23) Head Coach: Willie Fritz Seasons as a Head Coach: 31 Career Record: 236-119-1 Season at Tulane: 8 Record at Tulane: 43-45	
TALE OF THE TAPE		
31.2	Points / Game	36.0
21.3	Points Allowed / Game	22.2
155.3	Rush Yards / Game	204.8
268.2	Pass Yards / Game	236.6
423.5	Total Offense / Game	441.4
331.4	Total Defense / Game	360.4
*Stats from 2022 season		
SERIES INFORMATION vs. Tulane: Series tied 1-1 In Mobile: TU leads 1-0 In New Orleans: USA leads 1-0 Last Meeting: TU, 27-24 (9/12/20) Current Streak: TU 1	RADIO Play-By-Play: JD Byars Analyst: Pat Greenwood Sideline: Tommy Hicks	TV: ESPNU Play-By-Play: John Schriffen Analyst: Rocky Boiman Sideline: Dawn Davenport

GAME DAY | STORYLINES

Team 15

Saturday's game between the Jaguars and Green Wave marks the beginning of the 15th season of South Alabama Football. After the program's initial campaign in 2009, South Alabama has an all-time record of 76-86. After winning 10 games in 2022, the 2023 Jaguars will look to create back-to-back winning seasons for the first time since the first-three seasons of the program's existence from 2009-2011 (7-0, 10-0, 6-4).

Running it back

South Alabama returns 19 of 22 starters from last season's team that won 10 games and made the program's third-ever bowl game appearance. Offensively, the Jaguars lost wide receiver Jalen Wayne and offensive lineman James Jackson while the defense sent cornerback Darrell Luter Jr. to the National Football League by way of the San Francisco 49ers.

Picking up where they left off

The Jags will open the 2023 season in New Orleans, which is where the 2022 campaign ended for South. USA played in the 2022 R+L Carriers New Orleans bowl, making their first bowl appearance since the 2016 Arizona Bowl.

COLLEGE PRESSBOX

Collegepressbox is the official media website for Division I football. Access and download game notes, quotes, statistics, media guides, headshots, logos and more for all FBS schools, conferences, postseason games, awards and the College Football Playoff. For access, please register for an account at collegepressbox.com/register.

SOUTH ALABAMA 2023 SCHEDULE

DATE	OPPONENT	TIME/RESULT	TV
S 2	at Tulane	7 pm	ESPNU
S 9	SOUTHEASTERN LOUISIANA	4 pm	ESPN+
S 16	at Oklahoma State	6 pm	ESPN+
S 23	CENTRAL MICHIGAN	4 pm	TBA
S 30	at James Madison*	TBA	TBA
O 7	at ULM*	TBA	TBA
O 17	SOUTHERN MISS*	6:30 pm	ESPN2
O 28	LOUISIANA*	4 pm	TBA
N 2	at Troy*	6:30 pm	TBA
N 11	ARKANSAS STATE*	4 pm	TBA
N 18	MARSHALL*	4 pm	TBA
N 25	at Texas State*	2 pm	TBA

*Sun Belt Conference Game
(All times Central)

TULANE 2023 SCHEDULE

DATE	OPPONENT	TIME/RESULT	TV
S 2	SOUTH ALABAMA	7 pm	ESPNU
S 9	OLE MISS	2:30 pm	ESPN2
S 16	at Southern Miss	3 pm	ESPNU
S 23	NICHOLLS	TBA	TBA
S 30	UAB*	TBA	TBA
O 13	at Memphis*	6 p.m.	TBA
O 21	NORTH TEXAS*	TBA	TBA
O 28	at Rice*	TBA	TBA
N 4	at East Carolina*	TBA	TBA
N 11	TULSA*	TBA	TBA
N 18	at Florida Atlantic*	TBA	TBA
N 24	UTSA*	TBA	TBA

*American Athletic Conference Game
(All times Central)

BY THE NUMBERS

17

South Alabama finished 17th in the country last season in red zone defense. The Jags allowed their opponents to score on only 32 of 42 trips to the red zone.

21.3

The Jaguar defense gave up just 21.3 points per game last season. That number was 26th best in the country and fourth in the Sun Belt.

78

South returns 78 percent of its offensive production from last season. The Jags retained their top two receivers in Devin Voisin and Caullin Lacy with 871 and 816 yards, respectively, and their top two rushers in La'Damian Webb and Braylon McReynolds with 1,063 and 326 yards.

MEDIA / PRACTICE SCHEDULE: GAME 1 (SUBJECT TO CHANGE)

MONDAY	TUESDAY	WEDNESDAY	THURSDAY	FRIDAY	SATURDAY	SUNDAY
PRACTICE CLOSED WEEKLY PRESS CONFERENCE Selected Players 12:30 pm Coordinators 12:40 pm Kane Wommack 1:00 pm	PRACTICE 8:30 - 10:40 a.m. Interviews by Request	PRACTICE 8:30 - 10:30 a.m. Interviews by Request	PRACTICE 9:00 - 10:40 a.m. Interviews by Request	NO MEDIA AVAILABILITY	GAME DAY at Tulane - 7 p.m. Yulman Stadium New Orleans, La. Press Conference Wommack and Selected Players (Locker room is CLOSED to Media)	OFF DAY No Media Availability

SOUTH ALABAMA STRATEGIC COMMUNICATIONS

Primary Contact:
Tyler Roper - (801) 518-7941 - roper@southalabama.edu

Secondary Contact:
Kevin Beasley - (251) 377-8164 - kbeasley@southalabama.edu

MEDIA INFORMATION

Information about the Jaguar football team is available on USA's official athletics web site, www.USAJaguars.com. Among the information available at this site are links and pdfs of statistics, game notes and directions as well as photo gallery downloads. Information about the Sun Belt Conference is available at www.sunbeltsports.org.

POST GAME INTERVIEWS

After a 10-minute cooling off period, selected players and coaches will be made available to members of the media for interviews. Requested players and coaches will be accompanied by a South Alabama strategic communications staff member to the designated interview area.

The South Alabama locker room is closed at all times to media. Interview requests will be taken late in the game and every effort will be made to ensure that requested players are available. There will be no interviews conducted on the field, except for the television network that is broadcasting the game. Members of the South Alabama athletics communications staff will help direct you to the postgame interview area.

VISITING TEAM postgame media availability will be coordinated through the visiting SID.

WEEKLY GAME NOTES

Weekly South Alabama game notes will be available at the beginning of game week and will be e-mailed out to media members. Media members looking to be added to the list should e-mail Tyler Roper (roper@southalabama.edu) or Kevin Beasley (kbeasley@southalabama.edu).

INJURY INFORMATION

Student-athletes who are injured during a game will not be allowed to participate in post-game media interviews. Coach Wommack will comment on injuries as he sees fit.

PRACTICES

The South Alabama strategic communications staff encourages coverage of Jaguar Football in addition to game day. The team's practice schedule and availability will be communicated weekly. Please contact the South Alabama strategic communications office in advance if you plan on attending a practice session.

South Alabama Football practices are open to credentialed members of the media for viewing on the condition that media in attendance do not report on any injuries that take place during practice. Media must also refrain from reporting on any players who do not participate in practice due to injury or any other reason.

Media wishing to report on injuries or players who do not practice must ask Coach Wommack for a comment on said players during his post-practice availability. If Coach Wommack chooses not to comment on the player in question, no reporting may take place.

Media who fail to comply with this policy run the risk of losing access to practices.

WEEKLY INTERVIEWS

In-person interviews with members of the coaching staff and student-athletes can be arranged by calling Tyler Roper at (801) 518-7941 or Kevin Beasley at (251) 414-8033 during normal business hours. Interviews with student-athletes MUST be arranged in advance through the media relations office. Players are generally available immediately following practice.

Phone interviews are also available, but will be arranged around the student-athlete's class and practice schedules. Student-athletes' phone numbers are not available under any circumstance. All phone interview requests must be made 24 hours prior.

MEDIA MEMBERS SHOULD NEVER CONTACT STUDENT-ATHLETES DIRECTLY AT ANY TIME. Student-athletes have been instructed to immediately terminate any contact initiated by a member of the media.

CREDENTIALS

Credentials for South Alabama football must be submitted through the credential request portal at USAJaguars.com. This can be found by navigating to the football page, then selecting the media drop down. The South Alabama strategic communications office reserves the right to approve or deny credential requests at their discretion.

Media credentials should be requested by Wednesday of the game week for a Saturday game. Credentials can be picked up at Media Will Call at Entry 7 (east side of Hancock Whitney Stadium).

PHOTOGRAPHERS

Only photographers shooting for accredited media outlets or for the South Alabama Strategic Communications Office will be issued photo passes/vests. Photographers are also allowed to shoot from the stands area along the first row of "blue seats" as long as they **DO NOT** obstruct fans viewing of the game.

WEEKLY PRESS CONFERENCE

South Alabama conducts a weekly press conference on Monday's in the team room of the Jaguar Football Facility.

Head coach Kane Wommack, along with both offensive coordinator (Major Applewhite) and defensive coordinator (Korey Batton), and selected student-athletes address the media at 12:30 p.m.

SUN BELT TELECONFERENCE

The 14 Sun Belt Conference coaches will be featured on a weekly teleconference each Monday from 10:30 a.m.-12:08 p.m. (CT).

10:30-10:37 a.m.
10:37-10:44 a.m.
10:44-10:51 a.m.
10:51-10:58 a.m.
10:58-11:05 a.m.
11:05-11:12 a.m.
11:12-11:19 a.m.
11:19-11:26 a.m.
11:26-11:33 a.m.
11:33-11:40 a.m.
11:40-11:47 a.m.
11:47-11:54 a.m.
11:54-12:01 p.m.
12:01-12:08 p.m.

Shawn Clark, App State
Tim Beck, Coastal Carolina
Curt Cignetti, James Madison
GJ Kinne, Texas State
Clay Helton, Georgia Southern
Terry Bowden, ULM
Jon Sumrall, Troy
Michael Desormeaux, Louisiana
Will Hall, Southern Miss
Shawn Elliot, Georgia State
Butch Davis, Arkansas State
Ricky Rahne, Old Dominion
Charles Huff, Marshall
Kane Wommack, South Alabama

PRESS BOX

The main press box located on the fourth level in the tower located on the west side of Hancock Whitney Stadium. The press box can be accessed by taking elevators at the base of the tower. Both radio and TV broadcast booths are located on the west side of the stadium.

NUMERICAL | ROSTER

NO	PLAYER	POS	HT	WT	YR	HOMETOWN / PREVIOUS SCHOOL / HIGH SCHOOL
0	Keith Gallmon Jr.	S	5-9	202	R-Sr.	Mobile, Ala. / Mobile Christian School
0	Braylon McReynolds	RB	5-8	187	So.	Mobile, Ala. / McGill-Toolen HS
1	Jalen Jordan	S	5-9	185	Sr.	Lake Cormorant, Miss. / Ole Miss / Lake Cormorant HS
1	Desmond Trotter	QB	6-3	220	Sr.	Irondale, Ala. / Shades Valley HS
2	Carter Bradley	QB	6-3	223	Sr.	Jacksonville, Fla. / Toledo / Providence HS
2	Jaden Voisin	S	6-0	204	R-Jr.	Crestview, Fla. / Crestview HS
3	La'Damian Webb	RB	5-7	210	Sr.	Opelika, Ala. / Jones (Miss.) College / Beauregard HS
3	Rickey Hyatt Jr.	S	6-1	192	R-Jr.	Westerville, Ohio / Kentucky / Westerville Christian HS
4	Caullin Lacy	WR	5-9	185	Jr.	Mobile, Ala. / Faith Academy
4	James Miller	LB	6-2	232	Sr.	Tampa, Fla. / Indiana / Armwood HS
5	Devin Voisin	WR	6-0	194	R-Jr.	Crestview, Fla. / Crestview HS
6	Rickey Fletcher	CB	6-2	196	So.	Durant, Miss. / Holmes County HS
6	Jay'uan Townsend	WR	6-0	176	Jr.	Forest, Miss. / Eufaula HS
7	Marquise Robinson	CB	6-1	193	Jr.	Crosby, Miss. / Southwest Mississippi CC / Wilkinson HS
7	Gio Lopez	QB	6-0	223	Fr.	Huntsville, Ala. / James Clemens HS
8	Yam Banks	S	6-1	208	Jr.	Ridgeland, Miss. / Ridgeland HS
8	DJ Thomas-Jones	TE	6-2	252	Sr.	Mobile, Ala. / Ole Miss / Saraland HS
9	Ke'Shun Brown	LB	6-1	235	R-Jr.	Montgomery, Ala. / Texas AGM / G.W. Carver HS
10	Tanner McGee	QB	6-4	219	R-Jr.	Randleman, N.C. / Randleman HS
10	Quentin Wilfawn	LB	6-1	257	R-Sr.	Oxford, Miss. / Northwest Mississippi CC / Oxford HS
11	Jamie Sheriff	DL	6-2	269	R-Sr.	Terry, Miss. / Mississippi Gulf Coast CC / Terry HS
11	Anthony Eager	WR	6-0	173	Fr.	Mobile, Ala. / McGill-Toolen HS
12	Jamaal Pritchett	WR	5-9	172	Jr.	Jackson, Ala. / Tuskegee / Jackson HS
12	Jamall Hickbottom	DL	6-2	305	Sr.	Mobile, Ala. / Williamson HS
13	Christopher Wallace Jr.	S	6-0	196	So.	Mobile, Ala. / Mary G. Montgomery HS
13	Javon Ivory	WR	6-1	202	R-Sr.	Grove Hill, Ala. / Memphis / Clarke County HS
14	Cole Blaylock	S	6-0	195	Fr.	Mobile, Ala. / UMS-Wright Preparatory School
14	Kentrel Bullock	RB	5-11	204	Jr.	Columbia, Miss. / Ole Miss / Columbia HS
15	Chrystyle Caldwell	LB	6-1	205	R-Fr.	Elba, Ala. / Elba HS
15	Shamar Sandgren	WR	6-2	168	Jr.	Savannah, Ga. / Itawamba CC / Island HS
16	Jamarrien Burt	CB	6-1	168	R-Fr.	Ocala, Fla. / Oklahoma / Forest HS
16	Christopher Davis Jr.	WR	6-0	154	So.	Watson, La. / Live Oak HS
17	Bishop Davenport	QB	6-2	185	R-Fr.	Spring, Texas / Utah State / Spring HS
17	Reggie Neely	CB	6-0	184	Jr.	Memphis, Tenn. / East Mississippi CC / Briarcrest Christian
18	RJ Moss Jr.	DL	6-4	266	So.	Biloxi, Miss. / Biloxi HS
18	Keyshawn Woodyard	WR	6-1	195	R-So.	Mobile, Ala. / UMS-Wright Preparatory School
19	Dallas Gamble	CB	6-0	194	R-Jr.	Booneville, Miss. / Booneville HS
19	Trip Maxwell	QB	6-2	201	Fr.	Flowood, Miss. / Hartfield Academy
20	Lamondre Brooks	DL	6-2	244	So.	Birmingham, Ala. / Huffman HS
20	Brandon Crum	TE	6-4	260	Sr.	Auburn, Ala. / Auburn HS
21	Jarvis Durr	RB	5-11	185	Fr.	Brandon, Miss. / Brandon HS
21	Jordan Norman	DL	6-3	239	Fr.	Hoover, Ala. / Hoover HS
22	Trey Kiser	LB	6-0	233	Sr.	Sulphur, Okla. / NE Oklahoma A&M JC / Sulphur HS
22	PJ Martin	RB	5-10	205	Fr.	New Orleans, La. / De La Salle HS
23	Cash Turner	WR	6-0	157	Fr.	Orange Beach, Ala. / Orange Beach HS
23	Tremel States-Jones	S	6-0	200	So.	Surrey, BC, Canada / Clearwater Academy International
24	Josh Bledsoe	CB	6-0	170	Fr.	Lafayette, Ala. / Lafayette HS
25	David Delgado	P/K	5-10	175	Jr.	San Diego, Calif. / San Diego State / Hilltop HS
25	Khalil Jacobs	LB	6-2	226	So.	Clearwater, Fla. / Niceville HS
26	Brian Dillard	CB	6-2	190	Jr.	Ocala, Fla. / Independence CC / Lake Weir HS
26	Jonathon Carter	RB	5-9	184	R-Fr.	Troy, Ala. / Charles Henderson HS
27	Jacob Hopper	TE	6-6	257	Jr.	Boaz, Ala. / Sardis HS
27	Gavin Forsha	LB	6-3	225	Jr.	Nashville, Tenn. / Kansas State / Mount Juliet Christian Academy
28	Isaac Mason	S	5-9	192	R-Fr.	Florence, Ala. / Florence HS
28	Travis Drosos	LS	6-0	222	Jr.	Gilbert, Ariz. / Colorado / Perry HS
29	Marco Lee Jr.	RB	6-0	235	Sr.	Columbus, Ga. / Virginia Tech / Hardaway HS
29	Wesley Miller	S	5-11	188	R-Fr.	Columbia, Miss. / Mississippi State / Heritage Academy
30	Charles Coleman III	DL	6-3	283	R-Sr.	Huntsville, Ala. / Mae Jemison HS
30	Stacey Boykins Jr.	WR	6-1	198	Fr.	Daphne, Ala. / Daphne HS
31	Jacob Meeks	PK	6-3	202	Sr.	Grand Prairie, Texas / ULM / Forest HS
31	Mike Harris	S	5-10	178	R-Jr.	Phenix City, Ala. / Baylor / Central HS
32	Blayne Myrick	LB	6-2	223	So.	Fairhope, Ala. / Fairhope HS
33	Dorian Smith	RB	5-9	175	Fr.	Mobile, Ala. / Faith Academy
33	Alex Shamburger	S	6-2	171	Fr.	Mobile, Ala. / McGill Toolen HS
34	Micah Turner	TE	6-3	213	Fr.	Antioch, Ala. / Straughn HS
34	Jordan Buchanan	S	6-1	168	R-Fr.	Suwanee, Ga. / Purdue / North Gwinnett HS
35	Nick Curtis	DL	6-5	215	R-Jr.	Birmingham, Ala. / Auburn / Kent State / Hoover HS
36	Diego Guajardo	PK	6-0	191	Sr.	Spanish Fort, Ala. / Daphne HS
36	Cameron Rutledge	DL	6-1	178	Jr.	McCalla, Ala. / Mississippi College / McAdory HS
37	Karon Weary	S	6-2	174	Fr.	Columbia, Miss. / East Marion HS
39	Dalton Hughes	LB	6-2	226	So.	Tupelo, Miss. / Tupelo HS
40	Aleksi Pulkkinen	K	6-4	190	Fr.	Helsinki, Finland / Vuosaari Kukio

ALPHABETICAL | ROSTER

NO	NAME	POS
44	Michael Archie	CB
8	Yam Banks	S
14	Cole Blaylock	S
24	Josh Bledsoe	CB
30	Stacey Boykins Jr.	WR
2	Carter Bradley	QB
20	Lamondre Brooks	LB
9	Ke'Shun Brown	LB
34	Jordan Buchanan	CB
14	Kentrel Bullock	RB
16	Jamarrien Burt	CB
51	Reed Buys	OL
15	Chrystyle Caldwell	LB
77	Malachi Carney	OL
34	Jonathon Carter	RB
30	Charles Coleman III	DL
84	Oakley Coleman	WR
20	Brandon Crum	TE
35	Nick Curtis	DL
17	Bishop Davenport	QB
16	Christopher Davis Jr.	WR
79	Jordan Davis	OL
25	David Delgado	P/K
94	Hamilton DiBoyan	K
26	Brian Dillard	CB
28	Travis Drosos	LS
21	Jarvis Durr	RB
11	Anthony Eager	WR
6	Rickey Fletcher	CB
27	Gavin Forsha	LB
73	Daniel Foster-Allen	OL
0	Keith Gallmon Jr.	S
19	Dallas Gamble	CB
74	Reid Gavin	OL
56	Adrian Griffin	OL
36	Diego Guajardo	PK
31	Mike Harris	S
12	Jamaal Hickbottom	DL
95	Brock Higdon	OL
89	Chris Holifield Jr.	WR
27	Jacob Hooper	TE
62	Kade Hogue	OL
39	Dalton Hughes	LB
3	Rickey Hyatt Jr.	S
13	Javon Ivory	WR
25	Khalil Jacobs	LB
57	Jayson Jarrell	OL
69	Kenton Jerido	OL
90	Carlos Johnson Jr.	DL
1	Jalen Jordan	S
86	Todd Justice	TE
61	Julius Kidd	OL
22	Trey Kiser	LB
4	Caullin Lacy	WR
83	Jace Larsen	WR
29	Marco Lee Jr.	RB
49	Logan Lewis	LB
7	Gio Lopez	QB
55	Dontae Lucas	OL
87	Jack Martin	P
22	PJ Martin	RB
28	Isaac Mason	S
19	Trip Maxwell	QB
65	Josh McCulloch	OL
80	Hollis McDaniel	TE
10	Tanner McGee	QB
0	Braylon McReynolds	RB
31	Jacob Meeks	PK
4	James Miller	LB
29	Wesley Miller	S
43	Taylor Milton	LB
18	R.J. Moss Jr.	OL

NUMERICAL | ROSTER

NO	PLAYER	POS	HT	WT	YR	HOMETOWN / HIGH SCHOOL / PREVIOUS SCHOOL
42	Anthony Zaccaro	LS	6-2	227	Jr.	Melville, N.Y. / Old Dominion / St. Anthony's HS
43	Taylor Milton	LB	6-3	226	Jr.	Zachary, La. / New Mexico State / Zachary HS
44	Michael Archie	CB	6-1	204	Fr.	Pensacola, Fla. / Pensacola Catholic HS
45	Ed Smith IV	DL	6-2	290	So.	Tuscaloosa, Ala. / Central HS
46	Toshi Yamamoto	DL	5-11	220	Fr.	Hoover, Ala. / Hoover HS
47	Eli Ntsasa	S	6-1	187	Jr.	West Linn, Ore. / Laney College / West Linn HS
48	Jordan Williams	LB	6-2	200	Fr.	Metairie, La. / Archbishop Rummel HS
49	Logan Lewis	LB	5-11	225	Fr.	Metairie, La. / Archbishop Rummel HS
51	Reed Buys	OL	6-4	305	R-Jr.	Vicksburg, Miss. / Mississippi State / Warren Central HS
52	John Ward	OL	6-4	290	Fr.	Atmore, Ala. / Northview (Fla.) HS
53	Emauri Sibley	LB	6-0	200	So.	Zachary, La. / Arkansas-Monticello / Zachary HS
55	Dontae Lucas	OL	6-4	317	Sr.	Overton, Fla. / Florida State / IMG Academy
55	Maurice Strong Jr.	DL	6-1	294	Sr.	Raiford, Fla. / Union County HS
56	Adrian Griffin	OL	6-5	281	Fr.	Pleasant Grove, Ala. / Pleasant Grove HS
57	Jayson Jarrell	OL	6-0	300	Jr.	Fairhope, Ala. / Birmingham Southern / Fairhope HS
59	Sam Williams	OL	6-0	291	R-Fr.	Pascagoula, Miss. / Resurrection Catholic School
61	Julius Kidd	OL	6-2	318	R-Fr.	Mobile, Ala. / Davidson HS
62	Kade Hogue	OL	6-1	295	R-Fr.	Daphne, Ala. / Goode Elite Prep / Bessemer Academy
65	Josh McCulloch	OL	6-3	312	Sr.	Houston, Texas / Aldine Benjamin Davis HS
67	Reggie Smith	OL	6-1	314	R-Sr.	Pensacola, Fla. / Escambia HS
69	Kenton Jerido	OL	6-2	331	So.	Tuscaloosa, Ala. / Northridge HS
70	Adrein Strickland	OL	6-6	332	So.	Panama City, Fla. / Mosley HS
71	James Robinson	OL	6-4	330	R-Jr.	Montgomery, Ala. / Tennessee / G. W. Carver HS
73	Daniel Foster-Allen	OL	6-3	298	R-Fr.	Mobile, Ala. / Auburn / St. Paul's Episcopal School
74	Reid Gavin	OL	6-4	331	So.	Ellisville, Miss. / South Jones HS
74	Johnathan Street	DL	6-2	290	R-Jr.	State Line, Miss. / Holmes County CC
75	Damon Parr	OL	6-6	349	So.	Jacksonville, Ala. / Pleasant Valley HS
76	Lucas Taylor	OL	6-5	330	R-Fr.	Mobile, Ala. / Mississippi State / St. Paul's Episcopal HS
77	Malachi Carney	OL	6-4	315	R-Fr.	Pleasant Grove, Ala. / Pleasant Grove HS
79	Jordan Davis	OL	6-5	319	R-So.	Fairburn, Ga. / South Carolina / Creekside HS
80	Hollis McDaniel	TE	6-3	205	Fr.	New Orleans, La. / Jesuit HS
81	Jeremiah Webb	WR	5-11	192	R-Jr.	Chicago, Ill. / South Dakota / Urban Prep Academy
82	Trent Thomas	TE	6-4	235	Fr.	Mobile, Ala. / Cottage Hill HS
83	Jace Larsen	WR	6-1	161	Fr.	New Orleans, La. / Jesuit HS
84	Oakley Coleman	WR	6-3	185	R-Jr.	Mobile, Ala. / McGill-Toolen HS
85	Caeleb Schlachter	WR	6-3	192	R-Fr.	Kelowna, B.C., Canada / Clearwater Academy International
86	Todd Justice	TE	6-3	244	R-Jr.	Chelsea, Ala. / Chelsea HS
87	Jack Martin	P	5-11	178	Sr.	Mobile, Ala. / Alabama / McGill-Toolen HS
88	Lincoln Sefcik	TE	6-3	248	Sr.	Enid, Okla. / Northeastern Oklahoma A&M JC / Enid HS
89	Chris Holifield Jr.	WR	5-10	184	R-Jr.	Mobile, Ala. / Pearl River CC / LeFlore HS
90	Carlos Johnson Jr.	DL	6-0	282	R-Jr.	Mobile, Ala. / Spanish Fort HS
91	Nathan Rawlins-Kibonge	DL	6-6	240	R-So.	Portland, Ore. / Oklahoma / Jefferson HS
93	Baxter Turner	LS	5-10	188	Fr.	Saraland, Ala. / Saraland HS
94	Hamilton DiBoyan	K	5-11	155	Fr.	Alpharetta, Ga. / Denmark HS
95	Brock Higdon	DL	6-7	268	Jr.	Pelham, Ala. / Pelham HS
96	Eli Webb	LB	6-2	222	So.	Fairhope, Ala. / Belhaven / Fairhope HS
97	Devery Smith	DL	6-1	280	Jr.	Daphne, Ala. / Daphne HS / East Central CC / Dodge City
99	Wy'Kevious Thomas	DL	6-2	308	R-Jr.	Riverdale, Ga. / Riverdale HS

COACHING STAFF

HEAD COACH

Kane Wommack (Southern Miss, '09)

ASSISTANT COACHES

Matt Shadeed (Southern Mississippi '09)	Assistant Head Coach / Director of Football Athletic Performance
Major Applewhite (Texas, '02)	Offensive Coordinator / Quarterbacks
Corey Batoon (Long Beach State, '91)	Defensive Coordinator / Safties
Rob Ezell (Alabama, '11)	Tight Ends
Michael Smith (Kansas State, '95)	Wide Receivers
Gordon Steele (Valdosta State, '10)	Offensive Line
Landis Wilkerson (Alabama State, '05)	Defensive Line
Will Windham (Mississippi State, '07)	Linebackers
Antonio Bradford (Alabama State, '04)	Running Backs
Jay Hopson (Ole Miss, '92)	Cornerbacks
Tre Williams (Auburn, '17)	Special Teams / Defensive Assistant

ANALYSTS / GRADUATE ASSISTANT COACHES

Doug Ruse (Northwest Missouri State '86)	Quality Control Analyst (Offense)
Kyle Skierski (UC Davis, '06)	Quality Control Analyst (Defense)
Cameron Cleminson (Michigan State, '18)	Defense
Adam Mann (Huntington College, '19)	Offense
Eric Ponio (Arkansas, '17)	Offense

ALPHABETICAL | ROSTER

NO	NAME	POS
32	Blayne Myrick	LB
17	Reggie Neely	CB
21	Jordan Norman	DL
47	Eli Ntsasa	S
75	Damon Parr	OL
12	Jamaal Pritchett	WR
40	Aleksi Pulkkinen	PK
91	Nathan Rawlins-Kobonge	DL
71	James Robinson	OL
7	Marquise Robinson	CB
36	Cameron Rutledge	DL
15	Shamar Sandgren	WR
85	Caleb Schlachter	WR
88	Lincoln Sefcik	TE
33	Alex Shamburger	S
11	Jamie Sheriff	DL
53	Emauri Sibley	LB
97	Devery Smith	DL
33	Dorian Smith	RB
45	Ed Smith IV	OL
67	Reggie Smith	OL
23	Tremel States-Jones	S
74	Johnathan Street	DL
70	Adrein Strickland	OL
55	Maurice Strong Jr.	DL
76	Lucas Taylor	OL
99	Wy'Kevious Thomas	DL
82	Trent Thomas	TE
8	DJ Thomas-Jones	TE
6	Jay'juan Townsend	WR
1	Desmond Trotter	QB
93	Baxter Turner	LS
23	Cash Turner	WR
34	Micah Turner	TE
5	Devin Voison	WR
2	Jaden Voison	S
13	Christopher Wallace Jr.	S
52	John Ward	OL
37	Karon Weary	S
96	Eli Webb	LB
81	Jeremiah Webb	WR
3	La'Damian Webb	RB
10	Quentin Wilfawn	LB
48	Jordon Williams	LB
59	Sam Williams	OL
18	Keyshawn Woodyard	WR
46	Toshi Yamamoto	DL
42	Anthony Zaccaro	LS

SOUTH ALABAMA | DEPTH CHART

OFFENSE

LT	65	Josh McCulloch	6-3	312	Sr.
	77	Malachi Carney	6-4	315	R-Fr.
LG	71	James Robinson	6-4	330	R-Jr.
	51	Reed Buys	6-4	305	R-Jr.
C	67	Reggie Smith	6-1	314	Sr.
	69	Kenton Jerido	6-2	331	So.
RG	55	Dontae Lucas	6-4	322	Sr.
	74	Reid Gavin	6-4	331	So.
RT	70	Adrein Strickland	6-6	332	So.
	79	Jordan Davis	6-5	319	R-So.
QB	2	Carter Bradley	6-3	223	Sr.
	1	Desmond Trotter	6-3	220	Sr.
	7	Gio Lopez	6-1	223	Fr.
RB	3	La'Damian Webb	5-7	210	Sr.
	0	Braylon McReynolds	5-8	187	So.
-or-	14	Kentrel Bullock	5-11	204	Jr.
TE	88	Lincoln Sefcik	6-3	248	Sr.
	8	DJ Thomas-Jones	6-3	252	Sr.
TE	20	Brandon Crum	6-4	260	Sr.
	27	Jacob Hopper	6-6	257	Jr.
HWR	4	Caullin Lacy	5-10	190	Jr.
	11	Anthony Eager	6-0	173	Fr.
ZWR	5	Devin Voisin	6-0	194	R-Jr.
	13	Javon Ivory	6-1	202	R-Sr.
XWR	12	Jamaal Pritchett	5-8	172	So.
	6	Jay'juan Townsend	6-0	176	Jr.

DEFENSE

BANDIT	11	Jamie Sheriff	6-2	269	R-Sr.
	95	Brock Higdon	6-7	268	R-Jr.
NG	99	Wy'Kevious Thomas	6-2	308	R-Jr.
	12	Jamall Hickbottom	6-2	305	Sr.
DT	30	Charles Coleman III	6-3	283	Sr.
	90	Carlos Johnson Jr.	6-0	282	Jr.
HUSKY	8	Yam Banks	6-1	208	Jr.
	13	Christopher Wallace Jr.	6-0	196	So.
MIKE	4	James Miller	6-1	232	Sr.
	25	Khalil Jacobs	6-2	226	So.
STING	22	Trey Kiser	6-0	233	Sr.
	9	Ke'Shun Brown	6-1	235	R-Jr.
WOLF	10	Quentin Wilfawn	6-1	257	R-Jr.
	20	Lamondre Brooks	6-2	244	So.
FCB	6	Ricky Fletcher	6-2	196	So.
	17	Reggie Neely	6-0	184	Jr.
ROVER	2	Jaden Voisin	6-0	204	R-Jr.
-or-	1	Jalen Jordan	5-9	185	Sr.
	31	Mike Harris	5-10	178	R-Jr.
FS	0	Keith Gallmon Jr.	5-9	202	R-Sr.
	3	Rickey Hyatt Jr.	6-1	203	R-Jr.
BCB	7	Marquise Robinson	6-1	193	Jr.
	19	Dallas Gamble	6-0	194	R-Jr.

SPECIALISTS

PK	36	Diego Guajardo	6-0	191	Sr.
KOS	31	Jacob Meeks	6-3	202	Sr.
P	87	Jack Martin	5-11	178	Sr.
-or-	40	Aleksi Pulkkinen	6-4	190	Fr.
LS	28	Travis Drosos	6-0	222	Jr.
H	1	Desmond Trotter	6-3	220	Sr.
-or-	87	Jack Martin	5-11	178	Sr.
PR	4	Caullin Lacy	5-10	190	Jr.
KR	0	Braylon McReynolds	5-8	180	So.
-or-	4	Caullin Lacy	5-10	190	Jr.

ASSISTANT COACHES



Major Applewhite
OC/Quarterbacks
Booth



Corey Batoon
DC/Safeties
Booth



Antonio Bradford
Running Backs
Field



Rob Ezell
Tight Ends
Field



Jay Hopson
Cornerbacks
Field



Michael Smith
Receivers
Field



Gordon Steele
Offensive Line
Field



Landius Wilkerson
Defensive Line
Field



Will Windham
Linebackers
Field



Tre' Williams
Special Teams Coord.
Field

PRONUNCIATION GUIDE

LAMONDRE Brooks	Luh-mahn-dre
KE'SHUN Brown	KEY-shun
JAMARRIEN Burt	Juh-mare-ee-un
CHRYSTYILE Caldwell	CHRIS-tile
Hamilton DIBOYAN	Dib-oye-in
Travis DROSOS	Dros-ose
Diego GUAJARDO	Gua-har-doh
Jayson JARRELL	Jurr-ell
KENTON JERIDO	Ken-tun Jer-i-doh
CAULLIN Lacy	Call-un
Eli NTSASA	in-sauce-uh
ALEKSI PULKKINEN	Pulk-in-en
Nathan Rawlins- KIBONGE	Kib-on-gay
Caleb SCHLACHTER	Shlaugh-k-ter
Lincoln SEFCIK	Seff-sick
EMAURI SIBLEY	Imm-are-ee
TREMEL States-Jones	Trim-el
WY'KEVIOUS Thomas	Why-KEY-vee-us
JAY'JUAN Townsend	Jay-jew-on
Devin VOISON	Voy-son
Jaden VOISON	Voy-son
Kane WOMMACK	WAH-mick
KARON Weary	KAH-RON
TOSHI YAMAMOTO	Toe-she Ya-ma-mo-toe
Anthony ZACCARO	Zuh-Car-oh

THE WOMMACK FILE

Born	April 19, 1987
Hometown	Springfield, Mo.
Wife	Melissa
Children	Asher, Tatum, Jones

PLAYING HISTORY

Year	School
2005-06	Arkansas
2007-09	Southern Miss

COACHING HISTORY

Year	School	Position
2010	UT-Martin	Quarterbacks
2011	Jacksonville State	GA/Defensive Line
2012-13	Ole Miss	GA/Safeties
2014-15	Eastern Illinois	Defensive Coordinator
2016-17	South Alabama	Defensive Coordinator
2018	Indiana	Linebackers
2019-20	Indiana	Defensive Coordinator
2021-present	South Alabama	Head Coach

YEAR-BY-YEAR RECORD

Year	School	Record
2021	South Alabama	5-7
2022	South Alabama	10-3
2023	South Alabama	—

RECORD AGAINST OPPONENTS

Alcorn State	1-0
App State	0-1
Arkansas State	2-0
Bowling Green	1-0
Central Michigan	1-0
Coastal Carolina	0-1
Georgia Southern	2-0
Louisiana	1-1
Louisiana Tech	1-0
Nicholls	1-0
Old Dominion	1-0
Southern Miss	2-0
Tennessee	0-1
Texas State	1-1
Troy	0-2
UCLA	0-1
ULM	1-1
Western Kentucky	0-1

**HEAD COACH | KANE WOMMACK (15-10, 9-7 SBC)**

Kane Wommack (pronounced WAH-mick), is in his third year as the head coach of the University of South Alabama football program after being named the leader of the program on December 12, 2020 and was the youngest at the NCAA FBS level.

The Jaguars' defensive coordinator in 2016 and '17 returned to the program after working three years as linebackers' coach at Indiana, including serving as the Hoosiers' defensive coordinator his final two seasons. He was a finalist for The Broyles Award given to the top NCAA Football Bowl Subdivision assistant coach prior to being named the head coach of the Jags.

He is a member of the American Football Coaches Association (AFCA) Board of Trustees.

Year two at the helm in Mobile saw the South Alabama football program register a record-setting season in which the team won 10 games and made a trip to the R+L Carriers New Orleans Bowl.

The Jags ended the 2022 campaign with a 10-3 record and finished second in the Sun Belt Conference West Division. The 10 wins were the most of any South Alabama team during FBS play and tied the school record for wins in a season dating back to the inception of the program. South Alabama had 14 players selected to all-conference teams at the end of the year with La'Damian Webb and Yam Banks earning first-team honors and Banks earning All-American honors at the end of the year.

The program had a pair of players - Jalen Wayne and Darrell Luter, Jr. - named to the Reese's Senior Bowl and were selected to participate in the NFL Combine. James Jackson was also selected to play in the NFLPA Collegiate Bowl following the season.

In his first season in Mobile, South Alabama finished the 2021 season 5-7 and had eight players picked up honors from the Sun Belt Conference including Sun Belt Offensive Player of the Year Jalen Tolbert who became the first draftee in the NFL during the Wommack era. The Jags' Tolbert and Darrell Luter, Jr. were named First Team All-Conference, while Keith Gallmon, Jr. and Lincoln Sefcik earned second- and third-team honors respectively. Meanwhile, Jake Bentley, Jack Brooks, Wy'Kevious Thomas and Jalen Wayne earned honorable mention honors.

Prior to his return to South Alabama, Wommack was one of five finalists for the Broyles Award in the fall after his efforts helped IU post a 6-2 mark overall on the way to finishing 12th in the final Associated Press poll after earning an invitation to the Outback Bowl. His unit led the Big Ten Conference with both 17 interceptions and a 64 percent red zone defensive rate - ranking first in the country in the latter category and second in the former - while also pacing the league with 20 takeaways and 3.12 sacks per contest. The Hoosiers also finished 10th nationally in turnover margin (1.00) and were among the top 25 in scoring (20.2 points per game) and passing efficiency (120.96 rating) as well in 2020.

Following the season, seven members of the IU defense earned all-Big Ten honors including a school-record four - Jamar Johnson, Jerome Johnson, Micah McFadden and Tiawan Mullen - first-team selections. Mullen also became the first cornerback in program history to earn first-team All-America honors after being recognized by the Football Writers Association of America (FWAA) while McFadden was a third-team Associated Press All-American.

In his first year as the youngest Power 5 defensive coordinator, Wommack led IU to top-50 rankings nationally in scoring, total, rush and pass defense for the first time since 1993. His efforts helped the Hoosiers hold four opponents to three points or less, the most in one season since limiting five to three or fewer in 1945.

Wommack was the Jaguars' defensive coordinator and linebackers coach during the 2016 and '17 campaigns, leading a unit that was among the top 10 in the country in passing defense (174.6 ypg) while allowing over 10 points fewer than the previous season - the fifth-best improvement in the NCAA FBS that fall - his first year on the staff. In 2017, South was in the top 15 nationally in both red zone defense and fumble recoveries as the Jags recorded 20 takeaways both seasons he was in charge of the defense.

Under his direction, Jeremy Reaves - currently with the Washington Football Team in the National Football League - was a two-time first-team all-Sun Belt Conference selection and the program's first-ever individual to receive an individual award from the league after being named the Defensive Player of the Year in 2017. After ranking in the top 10 in the nation in both sacks and tackles for loss in 2016, Randy Allen was voted first-team all-Sun Belt while linebackers Bull Barge, Roman Buchanan, Kalen Jackson and Darrell Sony each earned all-league accolades during Wommack's two years at South.

Prior to his arrival at South, Wommack was the defensive coordinator and safeties coach at Eastern Illinois, where he helped the Panthers make a first-round appearance in the NCAA Division I Football Championship Subdivision playoffs while finishing in the top 25 of the final national poll in 2015. That fall, EIU's defense ranked second nationally in interceptions (19), third in takeaways (31), fourth in pass efficiency defense (103.0), eighth in red zone defense (67.3%) and 10th in tackles for loss (98) while Dino Fanti was named the 2015 Ohio Valley Conference co-Defensive Player of the Year. In his first year with the program, the Panthers ranked second in the league in scoring defense and fourth in takeaways as four members of the unit earned all-OVC honors.

Wommack also has experience having worked at Tennessee-Martin in 2010, Jacksonville State in '11 - where he helped the Gamecocks claim a share of the OVC championship - and Ole Miss during the 2012 and '13 seasons.

He began his collegiate playing career at Arkansas, where he was a fullback in 2005 and '06, helping the Razorbacks win the Southeastern Conference West Division title his second year. After transferring to Southern Mississippi, Wommack helped the Golden Eagles to three straight bowl appearances before earning his undergraduate degree in political science in 2009; he began his coaching career as a volunteer assistant while at the school.

Wommack and his wife Melissa have three sons: Asher, Tatum and Jones. His father, Dave, had more than 35 years of experience coaching at the collegiate level, including serving as defensive coordinator at Ole Miss before retiring following the 2016 season.

SOUTH ALABAMA | NOTES

THE SERIES VS. TULANE

- The two clubs have met two previous times in the all-time series with the road team splitting those meetings

- Tulane rallied back in the first meeting, but South Alabama's defense turned back a 2-point Green Wave conversion attempt and then recovered an onside kick to run out the clock and preserve a 41-39 victory in New Orleans

- The Green Wave gained a measure of revenge in the second meeting as it spoiled South Alabama's opening game in Hancock Whitney Stadium during the 2020 season with a 27-24 victory

- The Jags led 24-6 midway through the third quarter, only to see Tulane rattle off 21 unanswered points en route to the come-from-behind win

ALL-TIME VS. TULANE

Series Tied 1-1 | Current Streak: Tulane 1

Sept. 7, 2013 - South Alabama 41, at Tulane 39
Sept. 12, 2020 - Tulane 27, at South Alabama 24

in Mobile: Tulane leads 1-0

in New Orleans: South Alabama leads 1-0

SERIES STATS & SUPERLATIVES

Series Points: South Alabama (65) | Tulane (66)

Games decided by 7 points or less (Record): 2 (USA, 1-1)

Longest winning streak by South Alabama: 1 (2013)

Longest winning streak by Tulane: 1 (2020)

Last win by South Alabama: 41-39 (2013)

Last win by Tulane: 27-24 (2020)

SOUTH ALABAMA

Average Points: 32.5 (65 points / 2 games)

Average Points in wins: 41.0 (41 points / 1 game)

Average Points in losses: 24.0 (24 points / 1 game)

TULANE

Average Points: 33.0 (66 points / 2 games)

Average Points in wins: 27.0 (27 points / 1 game)

Average Points in losses: 39.0 (39 points / 1 game)

SOUTH ALABAMA

Average Margin: -0.5 (-1 point / 2 games)

Average Margin of Victory: +2.0 (2 points / 1 game)

Average Margin of Defeat: -3.0 (-3 points / 1 game)

Most Points Scored: 41, 9/17/13

Fewest Points Scored: 24, 9/12/20

Most Points Allowed: 39, 9/17/13

Fewest Points Allowed: 27, 9/12/20

Largest Margin of Victory: 2 (41-39), 9/7/13

Largest Margin of Defeat: 2 (41-39), 9/7/13

Smallest Margin of Victory: 3 (24-27), 9/12/20 (27-24)

Smallest Margin of Defeat: 3 (24-27), 9/12/20 (27-24)

JAGS IN SEASON OPENERS

- South Alabama is 9-5 in season openers over the lifetime of the program, including a perfect 3-0 before making the move to Division I

- South Alabama is averaging 30.0 points per game (420), while allowing 20.1 points per game (281) to its opponents in the first game for a +9.9 margin

- In their nine season-opening wins, the Jags hold a 20.0 margin of victory, while they are -8.4 in their losses

- South Alabama has scored 20 or more points in each of its season openers

- South has held six season-opening opponents to 13 or fewer points, including allowing just a touchdown to each of its last two

Sept. 5, 2009	Hargrave Military W, 30-13
Sept. 4, 2010	Pikeville (Ky.) W, 56-0
Sept. 1, 2011	West Alabama W, 20-10
Sept. 1, 2012	at UTSA L, 31-33
Aug. 29, 2013	Southern Utah L, 21-22
Sept. 6, 2014	at Kent State W, 23-13
Sept. 5, 2015	Gardner-Webb W, 33-23
Sept. 3, 2016	at Mississippi State W, 21-20
Sept. 2, 2017	at Ole Miss L, 27-47
Sept. 1, 2018	at Louisiana Tech L, 26-30
Aug. 31, 2019	at Nebraska L, 21-35
Sept. 3, 2020	at Southern Miss W, 32-21
Sept. 4, 2021	Southern Miss W, 31-7
Sept. 3, 2022	Nicholls, 48-7

JAGS IN ROAD OPENERS

- South Alabama is 7-6 in road openers and have won each of their last three road openers, including a 38-24 victory at Central Michigan last season

- The Jaguars are averaging 25.5 points per game in their road openers, while opponents are averaging 29.8 points per game

- However, South has scored 32 or more points in two of their last three road openers, while holding those opponents to 24 or fewer in all three of those contests

- South did not play a road game during the 2009 season as all seven games during the inaugural season of the program were played in Mobile

Sept. 25, 2010	Edward Waters - W, 64-0
Sept. 17, 2011	North Carolina State - L, 13-35
Sept. 15, 2012	North Carolina State - L, 7-31
Sept. 7, 2013	Tulane - W, 41-39
Sept. 6, 2014	Kent State - W, 23-13
Sept. 12, 2015	Nebraska - L, 9-48
Sept. 3, 2016	Mississippi State - W, 21-20
Sept. 2, 2017	Ole Miss - L, 27-47
Sept. 8, 2018	Oklahoma State - L, 13-55
Aug. 31, 2019	Nebraska - L, 21-35
Sept. 3, 2020	Southern Miss - W, 32-21
Sept. 11, 2021	Bowling Green - W, 22-19
Sept. 10, 2023	Central Michigan - W, 38-24

#OURCITY | #LEO

- Since the arrival of head coach Kane Wommack, two of the main focuses have been to make South Alabama Mobile's team and the #LEO

- LEO is defined as genuine consideration toward our city, university, and each other

- There has been a concerted effort to bring in local talent from the talent-rich area whether it be from the prep ranks or the transfer portal

- Once again, South has several players from the Mobile/Baldwin County area on the 2023 roster:

Cole Blaylock	UMS-Wright
Stacey Boykins Jr.	Daphne
Oakley Coleman	McGill-Toolen
Anthony Eager	McGill-Toolen
Daniel Foster-Allen	St. Paul's
Keith Gallmon Jr.	Mobile Christian
Diego Guajardo	Daphne
Jamall Hickbottom	Williamson
Kade Hogue	Bessemer Academy
Chris Holifield Jr.	LeFlore
Jayson Jarrell	Fairhope
Carlos Johnson Jr.	Spanish Fort

Julius Kidd	Davidson
Caullin Lacy	Faith Academy
Jack Martin	McGill-Toolen
Braylon McReynolds	McGill-Toolen
Blayne Myrick	Fairhope
Dorian Smith	Faith Academy
Alex Shamburger	McGill-Toolen
Devrey Smith	Daphne
Dorian Smith	Faith
Lucas Taylor	St. Paul's
Trent Thomas	Cottage Hill Christian
DJ Thomas-Jones	Saraland
Baxter Turner	Saraland
Christopher Wallace Jr.	Mary G. Montgomery
Eli Webb	Fairhope
Keyshawn Woodyard	UMS-Wright

NATIONAL RESPECT

- Coming off its first 10-win season since the 2010 campaign and the program's third bowl game appearance, South Alabama received several preseason honors

- The Jaguars received eight votes in the preseason Top 25 Coaches Poll and a vote in the Associated Press Top 25, the first time the program has received votes in either preseason poll

- Individually, seven players on the 2023 roster were named to 15 different national preseason watch lists: **Yam Banks** (Bronko Nagurski Award, Paycom Jim Thorpe Award, Chuck Bednarik Award, Reese's Senior Bowl), **Carter Bradley** (Manning Award, Maxwell Award, Davey O'Brien Award, Wuerffel Award, Reese's Senior Bowl, Johnny Unitas Golden Arm Award), **Diego Guajardo** (Lou Groza Award), **Caullin Lacy** (Biletnikoff Award, Paul Hornung Award, Reese's Senior Bowl), **Devin Voisin** (Biletnikoff Award), **La'Damian Webb** (Doak Walker Award, Maxwell Award, Reese's Senior Bowl) and **Wy'Kevious Thomas** (Reese's Senior Bowl).

- The 15 watch lists selections are by far the most in program history

DOUBLE TROUBLE

- Twins Devin and Jaden Voisin wreak havoc on both sides of the ball for the Jaguars. Devin finished last season as the top receiver for South Alabama with 871 yards and five touchdowns while Jaden finished 2022 as USA's top tackler with a total of 80 takedowns on the season.

JAG GRADS

- There are currently 21 players on the Jaguar roster who have earned their undergraduate degrees

Carter Bradley, QB	Interdisciplinary Studies
Reed Buys, OL	Business Administration
Charles Coleman III, DL	Sports Management & Rec. Studies
Nic Curtis, DL	Interdisciplinary Studies
Keith Gallmon, Jr., S	Business Management
Dallas Gamble, CB	Sports Management & Rec. Studies
Jamall Hickbottom, DL	Sports Management & Rec. Studies
Brock Higdon, DE	Exercise Science
Jalen Jordan, S	Interdisciplinary Studies
Todd Justice, TE	Exercise Science
Trey Kiser, LB	Criminal Justice
Marco Lee, RB	Sociology
Josh McCullough, OL	Communications
Tanner McGe, QB	Biology
Jacob Meeks, K	History
Lincoln Sefcik, TE	Interdisciplinary Studies
Jamie Sheriff, DL	Interdisciplinary Studies
Reggie Smith, OL	Sports Management & Rec. Studies
Maurice Strong, DL	Interdisciplinary Studies
Desmond Trotter, QB	Sports Management & Rec. Studies
Quentin Wilfawn, LB	Exercise Science

LAST TIME | THEY MET

TULANE	0	6	7	14	27
SOUTH ALABAMA	0	14	10	0	24

Sept. 12, 2020 | Hancock Whitney Stadium | Mobile, Ala.

South Alabama falls late in debut at Hancock Whitney Stadium

Green Wave outscores Jags 21-0 over final 20-plus minutes

MOBILE, Ala. | Tulane put together three touchdown drives over the final 20-plus minutes of the game to record a 27-24 come-from-behind non-conference victory over the University of South Alabama in the program's debut at the new Hancock Whitney Stadium.

Cameron Carroll scored on a 12-yard run in the third quarter, while Keon Howard and Amare Jones reached the end zone from one and 16 yards out, respectively, in the final period to lift the Green Wave in their first game of the season. Tyjae Spears led all players with 105 yards rushing while Howard added 191 through the air to pace a Tulane offense that gained 394 yards.

Kawaan Baker caught seven passes for 129 yards and a score while Jalen Tolbert added 114 yards on six receptions for the Jaguars (1-1), who finished with 336 yards passing and 419 total. Chance Lovertich threw for 262 yards and two touchdowns with Carlos Davis recording 82 yards and a score on the ground.

The Jaguars' Nick Mobley led all players with nine tackles, as Keith Gallmon and Tre Young were both credited with six stops apiece; the latter added two passes broken up with a tackle for loss also. Nick Anderson made a team-high seven stops for Tulane, while the duo of Cameron Sample and Patrick Johnson combined to record 5½ tackles behind the line of scrimmage.

The two teams finished with nearly identical yardage figures – the Jags had 108 total yards, Tulane 103 – in a scoreless first quarter.

Baker and Jalen Wayne both reached the end zone in the second quarter as South led 14-6 at the break.

The Jaguars extended the lead to 24-6 following a Davis two-yard touchdown run and a 49-yard field goal by Diego Guajardo on the first two possessions of the second half.

Tulane limited USA to 32 yards on its final five drives to complete the comeback. The Green Wave gained 203 yards on the ground and averaged better than five yards per carry in the contest and Tulane's defense was credited with 12 tackles for loss including five sacks.

STAT LEADERS

TULANE					
Rushing	Att.	Yds	TD	Long	Avg.
Spears, T.	11	105	0	36	9.5
Howard, K.	8	31	1	24	3.9
Jones, Am.	4	29	1	16	7.3
Carroll, C.	10	26	2	12	2.6
Hudson, S.	4	15	0	5	3.8
Totals	26	155	0	39	6.0

TULANE					
Passing	C-A-I	Yds	TD	Long	Sk
Howard, K.	14-30-0	191	0	32	1
Totals	14-30-0	191	0	32	1

TULANE					
Receiving	No.	Yds	TD	Long	
Jackson, Jh.	3	44	0	21	
Daniels, C.	1	33	0	32	
Spears, T.	2	30	0	16	
James, T.	1	23	0	23	
Jones, My.	1	21	0	21	
Watts, P.	2	15	0	11	
Jones, Am.	2	7	0	8	
Totals	14	191	0	32	

TULANE					
Defense	S-A-T	TFL/SK	INT	FF	FR
Anderson, N.	3-5-8	1.5/1	-	-	-
Sample, C.	5-2-7	3.5/2	-	1/-	-
Williams, Do.	5-2-7	1.0/-	-	-	-

SOUTH ALABAMA					
Rushing	Att.	Yds	TD	Long	Avg.
Carlos Davis	16	82	1	25	5.1
Caulin Lacy	4	18	0	14	4.5
AJ Phillips	1	11	0	11	11.0
Desmond Trotter	4	4	0	4	1.0
John Tank Miller	1	0	0	0	0.0
Jared Wilson	1	0	0	0	0.0
Totals	35	65	1	25	1.9

SOUTH ALABAMA					
Passing	C-A-I	Yds	TD	Long	Sk
Chance Lovertich	18-29-0	247	2	34	5
Desmond Trotter	4-8-0	74	0	34	0
Totals	22-37-0	321	2	34	5

SOUTH ALABAMA					
Receiving	No.	Yds	TD	Long	
Kawaan Baker	7	129	1	34	
Jalen Tolbert	6	99	0	26	
Carlos Davis	4	46	0	32	
Jalen Wayne	3	33	1	13	
Totals	22	321	2	34	

SOUTH ALABAMA					
Defense	S-A-T	TFL/SK	INT	FF	FR
Nick Mobley	3-6-9	-/-	-	-	-
Tre Young	5-1-6	1.0/-	-	-	-
Keith Gallmon	4-2-6	-/-	-	-	-

SCORING SUMMARY

Qtr	Score	Time	Team	Scoring Play (Drive Summary)
2nd	7-0	10:51	USA	Kawaan Baker 34 yd pass from Chance Lovertich (9 plays, 80 yards, 2:46)
2nd	7-6	9:27	Tulane	C. Carroll 6 yd run (Glover M. kick failed), (4 plays, 75 yards, 1:24)
2nd	14-6	6:46	USA	Jalen Wayne 13 yd pass from Lovertich (5 plays, 75 yards, 2:41)
3rd	21-6	12:15	USA	Carlos Davis 2 yd run (6 plays, 75 yards, 2:45)
3rd	24-6	7:38	USA	Diego Guajardo 49 yd field goal (7 plays, 24 yards, 2:54)
3rd	24-13	5:07	Tulane	Carroll 12 yd run (6 plays, 60 yards, 2:31)
4th	24-19	14:42	Tulane	K. Howard 1 yd run (5 plays, 42 yards, 1:48)
4th	24-27	3:18	Tulane	Am Jones 16 yd run (T. James, pass, 2-pt conversion), (6 plays, 67 yards, 1:48)



LAST TIME OUT

WESTERN KENTUCKY	14	17	10	3	44
SOUTH ALABAMA	0	3	14	6	23

Dec. 21, 2022 | Caesars Superdome | New Orleans, La. | R+L Carriers New Orleans Bowl

Jag Football falls to WKU in R+L Carriers New Orleans Bowl

Bradley, Webb, Guajardo set single-season records for South Alabama in loss

Captains: (5) Marvin Martin - S, (11) Jamie Sherriff - DL, (68) James Jackson - OL

NEW ORLEANS | Western Kentucky's Austin Reed threw for a R+L Carriers New Orleans Bowl record 497 yards to lead the Toppers to a 44-23 victory at Caesars Superdome.

Reed finished the night 36-of-53 with four touchdown passes, while three receivers - Dalvin Smith (6 - 145 - 1 TD), Jaylen Hall (9 - 138 - 1 TD) and Malachi Corley (11 - 114 - 2 TDs).

The Jaguars end the season with a 10-3 record, while WKU finishes with a 9-5 record.

Carter Bradley added another single-season mark to his resume establishing a new single-season mark for total yards of offense (3,393), while also setting a new record for career touchdown passes (28). Place kicker Diego Guajardo also set the single-season scoring record as he ends the fall with 100 total points, while running back La'Damian Webb became the program's all-time single-season rushing leader tallying 1,063 yards this season.

Devin Voisin hauled in a career-best 11 receptions for 132 yards receiving. D. Voisin, Webb and D.J Thomas-Jones each had a touchdown reception, marking the eighth game this season in which Bradley has thrown for three or more touchdowns in a game.

Bradley also set a single-game record for completions as he was 36-for-53 for 360 yards, surpassing Jake Bentley's previous mark of 30 set during the 2021 season.

Brayton McReynolds finished with 145 yards of total offense in the loss, which were highlighted by 92 kickoff return yards.

CJ Thompson led the club with a career-best seven total stops, while Yam Banks had five tackles, an interception and a pass break up. Darrell Luter Jr. was credited with a pair of break ups as well.

STAT LEADERS

WESTERN KENTUCKY

Rushing	Att.	Yds	TD	Long	Avg.
Stepp, Markese	7	63	0	39	9.0
Ervin-Poindexter, Davion	9	33	0	12	3.7
Mathison, Michael	1	31	0	31	31.0
Reed, Austin	4	25	0	14	6.3
Corley, Malachi	1	3	0	3	3.0
Sanders, L.T.	2	2	0	1	1.0
TEAM	2	-2	0	0	-1.0
Totals	26	155	0	39	6.0

Passing	C-A-I	Yds	TD	Long	Sk
Reed, Austin	36-55-1	497	4	44	0
Smith, Dalvin	1-1-0	25	1	25	0
Totals	37-56-1	522	5	44	0

Receiving	No.	Yds	TD	Long
Smith, Dalvin	6	145	1	44
Hall, Jaylen	9	138	1	38
Corley, Malachi	11	114	2	39
Beljan, Joey	3	42	1	27
Mathison, Michael	3	35	0	20
Ervin-Poindexter, D.	3	33	0	34
Totals	37	522	5	44

Defense	S-A-T	TFL/SK	INT	FF/FR
Smith, Derrick	7-2-9	-/-	-	-/-
Stout, Upton	3-5-8	0.5/-	1	-/-
Ignont, Will	4-3-7	-/-	-	-/-

SOUTH ALABAMA

Rushing	Att.	Yds	TD	Long	Avg.
Webb, La'Damian	12	48	0	10	4.0
McReynolds, Brayton	4	15	0	7	3.8
Wells, Omni	2	8	0	4	4.0
Bradley, Carter	5	-5	0	10	-1.0
Trotter, Desmond	1	-10	0	0	-10.0
TEAM	1	-12	0	0	-12.0
Totals	25	44	0	10	1.8

Passing	C-A-I	Yds	TD	Long	Sk
Bradley, Carter	36-53-2	360	3	47	3
Trotter, Desmond	1-2-0	17	0	17	1
Totals	37-55-2	377	3	47	4

Receiving	No.	Yds	TD	Long
Voisin, Devin	11	153	1	47
Lacy, Caullin	7	57	0	21
Thomas-Jones, DJ	4	45	1	17
McReynolds, Brayton	4	38	0	16
Webb, La'Damian	4	29	1	14
Totals	37	377	3	47

Defense	S-A-T	TFL/SK	INT	FF/FR
Thompson, CJ	6-1-7	-/-	-	-/-
Jordan, Jalen	5-0-5	1.0/-	-	-/-
Miller, James	2-3-5	-/-	-	-/-
Banks, Yam	4-1-5	-/-	1	-/-

SCORING SUMMARY

Qtr	Score	Time	Team	Scoring Play (Drive Summary)
1st	0-7	13:11	WKU	Austin Reed 44-yard touchdown pass to Dalvin Smith (6 plays, 75 yards, 1:43)
1st	0-14	8:46	WKU	Reed 27-yard touchdown pass to Joey Beljan (5 plays, 80 yards, 1:36)
2nd	0-21	13:44	WKU	Smith 25-yard pass to Jaylen Hall (3 plays, 56 yards, 00:32)
2nd	0-24	9:23	WKU	Cory Munson 23-yard field goal (7 plays, 60 yards, 2:01)
2nd	3-24	1:38	USA	Diego Guajardo 30-yard field goal (9 plays, 68 yards, 3:07)
2nd	3-31	00:00	WKU	Reed 1-yard touchdown pass to Malachi Corley (10 plays, 75 yards, 1:38)
3rd	10-31	12:57	USA	Carter Bradley 10-yard touchdown pass to D) Thomas-Jones (7 plays, 75 yards, 2:03)
3rd	10-38	11:19	WKU	Reed 39-yard touchdown pass to Corley (6 plays, 74 yards, 1:32)
3rd	10-41	5:05	WKU	Munson 31-yard field goal (9 plays, 51 yards, 3:16)
3rd	17-41	3:12	USA	Bradley 5-yard touchdown pass to La'Damian Webb (5 plays, 66 yards, 1:46)
4th	17-44	9:24	WKU	Munson 31-yard field goal (14 plays, 57 yards, 5:36)
4th	23-44	6:01	USA	Bradley 12-yard touchdown pass to Devin Voisin (9 plays, 84 yards, 3:15)

NATIONAL POLLS

ASSOCIATED PRESS

Rank	Program	Record	Points
1	Georgia (60)	0-0	1572
2	Michigan (2)	0-0	1490
3	Ohio State (1)	0-0	1400
4	Alabama	0-0	1398
5	LSU	0-0	1276
6	USC	0-0	1245
7	Penn State	0-0	1177
8	Florida State	0-0	1147
9	Clemson	0-0	1032
10	Washington	0-0	977
11	Texas	0-0	882
12	Tennessee	0-0	868
13	Notre Dame	0-0	863
14	Utah	0-0	811
15	Oregon	0-0	732
16	Kansas State	0-0	501
17	TCU	0-0	416
18	Oregon State	0-0	406
19	Wisconsin	0-0	386
20	Oklahoma	0-0	296
21	North Carolina	0-0	292
22	Ole Miss	0-0	281
23	Texas A&M	0-0	227
24	Tulane	0-0	224
25	Iowa	0-0	131

RV: Texas Tech 101; South Carolina 73; UCLA 66; UTSA 64; Arkansas 22; Boise State 17; Pittsburgh 16; Kentucky 14; Troy 10; Kansas 10; Louisville 10; Auburn 7; Minnesota 6; Toledo 4; Mississippi State 4; Duke 4; Florida 4; Illinois 3; Coastal Carolina 3; Baylor 3; Liberty 1; James Madison 1; NC State 1; **SOUTH ALABAMA 1.**

AFCA COACHES

Rank	Program	Record	Points
1	Georgia (61)	0-0	1643
2	Michigan	0-0	1510
3	Alabama (4)	0-0	1489
4	Ohio State (1)	0-0	1485
5	LSU	0-0	1294
6	USC	0-0	1228
7	Penn State	0-0	1181
8	Florida State	0-0	1145
9	Clemson	0-0	1078
10	Tennessee	0-0	991
11	Washington	0-0	941
12	Texas	0-0	848
13	Notre Dame	0-0	841
14	Utah	0-0	839
15	Oregon	0-0	820
16	TCU	0-0	655
17	Kansas State	0-0	440
18	Oregon State	0-0	365
19	Oklahoma	0-0	320
20	North Carolina	0-0	315
21	Wisconsin	0-0	309
22	Ole Miss	0-0	303
23	Tulane	0-0	225
24	Texas Tech	0-0	200
25	Texas A&M	0-0	196

RV: Iowa 169; South Carolina 89; Florida 63; Texas-San Antonio 59; Pittsburgh 52; UCLA 42; Kentucky 34; Baylor 28; Troy 25; Arkansas 20; NC State 19; Fresno State 19; Boise State 18; Auburn 18; Minnesota 16; Miami 16; Mississippi State 13; Oklahoma State 12; Missouri 11; Maryland 10; Southern Methodist 8; **SOUTH ALABAMA 8;** Illinois 7; Wake Forest 6; Air Force 6; Toledo 5; Washington State 4; Houston 3; Duke 2; Brigham Young 2; Arizona 2; Memphis 1; Kansas 1; James Madison 1.

JAGS IN THE POLLS WEEK-BY-WEEK

Week	AP	Coaches
Preseason	RV	RV
Week 2		
Week 3		
Week 4		
Week 5		
Week 6		
Week 7		
Week 8		
Week 9		
Week 10		
Week 11		
Week 12		
Week 13		
Week 14		
Week 15		

2023 | HONORS

YAM BANKS - S

Reese's Senior Bowl Watch List (Preseason)
 Chuck Bednarik Award Watch List (Preseason)
 Manning Award Watch List (Preseason)
 Paycom Jim Thorpe Award Watch List (Preseason)
 Bronko Nagurski Award Watch List (Preseason)
 KillerFrogs College Football Preseason All-America Team (First Team)
 Phil Steele Presason All-America Team (Fourth Team)
 College Football News Presason All-America Team (Fourth Team)
 First-Team Preseason All-Conference (Sun Belt)
 East-West Shrine Bowl 1000 - Preseason
 Athlon Sports All-Sun Belt (First Team) - Preseason
 Phil Steele All-Sun Belt (First Team) - Preseason
 PFF All-Sun Belt (First Team) - Preseason
 College Football Network - Sun Belt Cornerback of the Year
 College Football Network (First Team - CB) - Preseason

CARTER BRADLEY - QB

Reese's Senior Bowl Watch List (Preseason)
 Johnny Unitas Golden Arm Award (Preseason)
 Manning Award Watch List (Preseason)
 Davey O'Brien Watch List (Preseason)
 Maxwell Award Watch List (Preseason)
 Wuerffel Trophy Watch List (Preseason)
 Second Team Preseason All-Conference (Sun Belt)
 Athlon Sports All-Sun Belt (Second Team) - Preseason
 Phil Steele All-Sun Belt (Second Team) - Preseason
 PFF All-Sun Belt (Second Team) - Preseason
 College Football Network (Third Team - QB) - Preseason

CHARLES COLEMAN III - DE

College Football Network (Third Team - Edge) - Preseason

TRAVIS DROSOS - LS

Phil Steele All-Sun Belt (Fourth Team) - Preseason

KEITH GALLON, JR. - S

Second Team Preseason All-Conference (Sun Belt)
 PFF All-Sun Belt (First Team) - Preseason
 Athlon Sports All-Sun Belt (First Team) - Preseason
 College Football Network (Second Team - S) - Preseason

DIEGO GUAJARDO - K

Lou Groza Award Watch List (Preseason)
 Second Team Preseason All-Conference (Sun Belt)
 Athlon Sports All-Sun Belt (Second Team) - Preseason
 Phil Steele All-Sun Belt (Second Team) - Preseason
 PFF All-Sun Belt (Second Team) - Preseason
 College Football Network (Second Team - K) - Preseason

BROCK HIGDON - DE

College Football Network (Honorable Mention - Edge) - Preseason

TREY KISER - LB

Athlon Sports All-Sun Belt (Second Team) - Preseason
 Phil Steele All-Sun Belt (Third Team) - Preseason
 PFF All-Sun Belt (Third Team) - Preseason
 College Football Network (First Team - ST) - Preseason
 College Football Network (Third Team - LB) - Preseason

CAULLIN LACY - WR / PR

Reese's Senior Bowl Watch List (Preseason)
 Biletnikoff Award Watch List (Preseason)
 Paul Hornung Award Watch List (Preseason)
 Second Team Preseason All-Conference (Sun Belt)
 East-West Shrine Bowl 1000 - Preseason
 Athlon Sports All-Sun Belt (First Team - PR) - Preseason
 Athlon Sports All-Sun Belt (Third Team - WR) - Preseason
 Phil Steele All-Sun Belt (First Team) - Preseason
 PFF All-Sun Belt (First Team - WR) - Preseason
 PFF All-Sun Belt (Second Team - RS) - Preseason
 College Football Network (First Team - PR) - Preseason
 College Football Network (Third Team - WR) - Preseason

DONTAE LUCAS - OG

Phil Steele All-Sun Belt (Second Team) - Preseason

JOSH McCULLOCH - OL

Athlon Sports All-Sun Belt (Fourth Team) - Preseason
 PFF All-Sun Belt (Second Team) - Preseason
 College Football Network (Third Team - OT) - Preseason

BRAYLON McREYNOLDS - KR

Athlon Sports All-Sun Belt (Third Team) - Preseason
 Phil Steele All-Sun Belt (Fourth Team) - Preseason
 College Football Network (Second Team - KR) - Preseason

JAMES MILLER - LB

Athlon Sports All-Sun Belt (Third Team) - Preseason
 Phil Steele All-Sun Belt (Third Team) - Preseason

MARQUISE ROBINSON - CB

Athlon Sports All-Sun Belt (Third Team) - Preseason
 Phil Steele All-Sun Belt (Second Team) - Preseason

JAMIE SHERIFF - DE

Athlon Sports All-Sun Belt (Third Team) - Preseason
 Phil Steele All-Sun Belt (Second Team) - Preseason
 PFF All-Sun Belt (Third Team) - Preseason
 College Football Network (First Team - Edge) - Preseason

REGGIE SMITH - OL

Athlon Sports All-Sun Belt (Fourth Team) - Preseason
 College Football Network (Honorable Mention - C) - Preseason

ADRIEN STRICKLAND - OT

Phil Steele All-Sun Belt (Fourth Team) - Preseason

WY'KEVIOUS THOMAS - DT

Reese's Senior Bowl Watch List (Preseason)
 Second Team Preseason All-Conference (Sun Belt)
 Athlon Sports All-Sun Belt (Second Team) - Preseason
 Phil Steele All-Sun Belt (Second Team) - Preseason
 PFF All-Sun Belt (Third Team) - Preseason
 College Football Network (Third Team - DT) - Preseason

D.J. THOMAS-JONES - TE

Phil Steele All-Sun Belt (Second Team) - Preseason
 PFF All-Sun Belt (Third Team) - Preseason

DEVIN VOISIN - WR

Biletnikoff Award Watch List (Preseason)
 Second Team Preseason All-Conference (Sun Belt)
 East-West Shrine Bowl 1000 - Preseason
 Athlon Sports All-Sun Belt (Second Team) - Preseason
 Phil Steele All-Sun Belt (Second Team) - Preseason
 PFF All-Sun Belt (Second Team) - Preseason

JADEN VOISIN - S

Second Team Preseason All-Conference (Sun Belt)
 Athlon Sports All-Sun Belt (Third Team) - Preseason
 Phil Steele All-Sun Belt (Third Team) - Preseason
 PFF All-Sun Belt (Second Team) - Preseason
 College Football Network (Second Team - S) - Preseason

LA'DAMIAN WEBB - RB

Reese's Senior Bowl Watch List (Preseason)
 Doak Walker Award Watch List (Preseason)
 Maxwell Award Watch List (Preseason)
 First Team Preseason All-Conference (Sun Belt)
 East-West Shrine Bowl 1000 - Preseason
 Athlon Sports All-Sun Belt (First Team) - Preseason
 Phil Steele All-Sun Belt (First Team) - Preseason
 PFF All-Sun Belt (Third Team) - Preseason
 College Football Network (First Team - RB) - Preseason



2022 | A RECORD-SETTING SEASON

The 2022 season for the the Jaguars marked numerous records for the program, both for a season and single-game marks. Below are some highlighted marks for the program:

INDIVIDUAL RECORDS SET IN 2022

YAM BANKS

Single-Season

- Interceptions (6)

CARTER BRADLEY

Season

- Pass Attempts (427)
- Pass Completions (276)
- Passing Yards (3,343)
- Touchdown Passes (28)
- Total Yards mark (3,393)
- Wins by a Quarterback (10)
- Touchdowns Responsible For (30)

Single-Game

- Only Jag QB to throw for 400 yards in a game
- Passing Yards (420, vs. ULM, 10/15/22)
- Total Yards of Offense (429, vs. ULM, 10/15/22)
- Tied TD Passes (4, vs. Texas State, 11/12/22)
- Completions (36, vs. Western Kentucky, 12/21/22)
- Pass Attempts (53, vs. Western Kentucky, 12/21/22)

Career

- Touchdown Passes (28)
- Tied Wins by a Quarterback (10)

JACK BROOKS

Career

- Yards Punting (9,045)
- Punts of 50+ Yards (44)

DIEGO GUAJARDO

Season

- Scoring (95)
- Scoring by a Kicker (95)
- Extra Points Made (44)
- Extra Points Attempted (45)

CAREER

- Extra Points (108)
- Extra-Point Attempts (116)

CAULLIN LACY

Single-Game

- Only the third player to return a punt for a touchdown in program history
- Receptions (12, vs. ULM, 10/15/22)

Season

- Single-Season Punt Returns (21)

Jalen Wayne

Season

- Touchdown Receptions (9)

LA'DAMIAN WEBB

Single-Game

- Rush attempts (35, at Georgia Southern, 11/5/22)
- Yards Rushing (247, at Georgia Southern, 11/5/22)
- First Running Back to score 4 rushing TDs in a game (at Georgia Southern, 11/5/22)
- Tied Scoring Record (24 pts at Georgia Southern, 11/5/22)

Season

- Total Touchdowns (15)
- Rush Attempts (209)
- Rushing Yards total (1,063)
- Tied Rushing Touchdowns (13)
- Tied 150-yard (2) and 200-yard (1) rushing games for a season
- Tied multi-touchdown games (4) and was first to do so since Bradon Ross (2009)

Career

- 200-Yard Rushing Games: 1

TEAM RECORDS SET IN 2022

Single-Game

- First time since 2010 that a South Alabama defense has returned multiple interceptions for scores in a season
- First time South had **THREE** 100-yard receivers in a game - Devin Voisin (141), Caullin Lacy (133) and Jalen Wayne (127) vs. ULM, 10/15/22
- Tied First Downs (30, at Central Michigan, 9/10/22)
- Tied Interceptions (4, vs. Louisiana Tech, 9/24/22)
- First sell out in program history (25,450, vs. Troy, 10/20/22)
- Completions (37, vs. Western Kentucky, 12/21/22)
- Pass Attempts (55, vs. Western Kentucky, 12/21/22)

Season

- The 10 wins tied with the 2010 club for most victories in a season
- Touchdown passes (28)
- Extra-Points (46)
- Pass Completions (291)
- Yards Passing Yards (3,487)
- Yards Passing Per Game (268.2)
- Total Yards Offense (5,506)
- First Downs (292)
- All-Purpose Yards (6,253)
- Most Sun Belt Conference wins in a season (7)
- Most SBC road wins in a season (4)





ANTHONY MOSTELLA
1988 - 2010

THE LEGACY OF NO. 5

There are many special numbers throughout college football and college athletics whether it be No. 12 for the 12th Man at Texas A&M or No. 38 at Ole Miss to remember former Rebel Chucky Mullins, but for South Alabama, the No. 5 will forever hold a significant place in the hearts of every Jaguar.

On June 13, 2010, the University of South Alabama lost a member of the football program when Anthony Mostella (1988-2010), a member on the inaugural Jaguar squad, passed away near his home of Oneonta, Ala., in a traffic accident. Mostella, who would have been a senior that fall, was loved and respected by all his teammates and coaches, someone whose contributions to the program on the field were exceeded by what he was able to accomplish away from the game.

Voted a team captain during the 2009 season, Mostella – a running back who came to South Alabama in order to continue his relationship with then head coach Joey Jones – displayed his selfless nature with his contributions on special teams and in the locker room, while fellow teammates racked up more yardage running the ball. In his one season, Mostella rushed for 180 yards and three touchdowns, and was also credited with seven tackles on special teams coverage units.

He came to USA and Mobile after playing for Jones at Birmingham-Southern in 2007, sacrificing a season of collegiate eligibility in order to help build the Jaguar program by taking part in its first-ever spring practice in March and April of 2009. During that time he established himself not only as a leader, but as an ambassador for the program as it established its roots in the community.

Beginning during the 2010 season, the Jaguars honored Mostella each fall as one member of the senior class was chosen by his teammates and coaches to wear his No. 5 jersey for their final season.

That tradition carried on until through the 2019 season. When Kane Wommack was named the program's third head coach, the tradition was brought back, but with a new twist. Instead of a selected senior being able to wear the jersey for the entire season, Wommack decided to award it to a different individual throughout the season. Whenever the honor is given to a lineman, they wear No. 55.

“Anthony was the epitome of a true student-athlete and a tremendous role model to his peers. His character and leadership skills will always be an example for everyone in our program to follow.”

– Former South Alabama Head Coach Joey Jones

2023

Tulane: Devin Voisin (R-Jr., Crestview, Fla.)

Southeastern Louisiana: –

Oklahoma State: –

Central Michigan: –

James Madison: –

ULM: –

Southern Miss: –

Louisiana: –

Troy: –

Arkansas State: –

Marshall: –

Texas State: –

2022

Nicholls: Keith Gallmon (Sr., Mobile, Ala.)

Central Michigan: Darrell Luter Jr. (Sr., Hattiesburg, Miss.)

UCLA: James Jackson (Sr., Moss Point, Miss.)

Louisiana Tech: Jalen Wayne (Sr., Spanish Fort, Ala.)

Louisiana: Desmond Trotter (R-Jr., Irondale, Ala.)

ULM: Yam Banks (So., Ridgeland, Miss.)

Troy: Carter Bradley (Jr., Jacksonville, Fla.)

Arkansas State: Jack Brooks (Jr., Wagga Wagga, NSW, Australia)

Georgia Southern: La'Damian Webb (Jr., Opelika, Ala.)

Texas State: Brandon Crum (Jr., Auburn, Ala.)

Southern Miss: Jamie Sheriff (R-Jr., Terry, Miss.)

Old Dominion: A.J. DeShazor Jr. (Sr., Lakeland, Fla.)

Western Kentucky: Marvin Martin (So., Vicksburg, Miss.)

2021

Southern Mississippi: A.J. DeShazor Jr. (Jr., Lakeland, Fla.)

Bowling Green: Jalen Tolbert (Jr., Mobile, Ala.)

Alcorn State: Gi'Narious Johnson (Jr., Gulfport, Miss.)

Louisiana: Keith Gallmon Jr. (Jr., Mobile, Ala.)

Texas State: James Jackson (Jr., Moss Point, Miss.)

Georgia Southern: Yam Banks (Fr., Ridgeland, Miss.)

ULM: Jake Bentley (Sr., Opelika, Ala.)

Arkansas State: Terrion Avery (Jr., Wiggins, Miss.)

Troy: Darrell Luter Jr. (Jr., Hattiesburg, Miss.)

Appalachian State: Trey Simpson (So., Mobile, Ala.)

Tennessee: Wy'Kevious Thomas (R-Fr., Riverdale, Ga.)

Coastal Carolina: Chris Henderson (Sr., Hampton, Ga.)

2017 - Malcolm Buggs (Jr., Opelika, Ala.)

2016 - Roman Buchanan (Sr., Enterprise, Ala.)

2015 - Terrance Timmons (Sr., Mobile, Ala.)

2014 - Jeremé Jones (Sr., Mobile, Ala.)













2013 - Bryant Lavender (Sr., Gulfport, Miss.)

2012 - Brandon Ross (Sr., Tuskegee, Ala.)

2011 - Paul Bennett (Sr., Maylene, Ala.)

2010 - Justin Dunn (Sr., McCalla, Ala.)

2023 SCHEDULE | BREAKDOWN

	TULANE Sept. 2 7 pm Yulman Stadium New Orleans, La.	Series Information: Series tied 1-1
	SOUTHEASTERN LOUISIANA Sept. 9 4 pm Hancock Whitney Stadium Mobile, Ala.	Series Information: First Meeting
	OKLAHOMA STATE Sept. 16 6 pm Boone Pickens Stadium Stillwater, Okla.	Series Information: Oklahoma State leads 2-0
	CENTRAL MICHIGAN Sept. 23 TBA Hancock Whitney Stadium Mobile, Ala.	Series Information: South Alabama leads 1-0
	JAMES MADISON Sept. 30 TBA Bridgeforth Stadium/Zane Showker Field Harrisonburg, Va.	Series Information: First Meeting
	ULM Oct. 7 TBA Malone Stadium Monroe, La.	Series Information: --
	SOUTHERN MISS Oct. 17 6:30 pm Hancock Whitney Stadium Mobile, Ala.	Series Information: --
	LOUISIANA Oct. 28 TBA Hancock Whitney Stadium Mobile, Ala.	Series Information: --
	TROY Nov. 2 6:30 pm Veterans Memorial Stadium Troy, Ala.	Series Information: --
	ARKANSAS STATE Nov. 11 TBA Hancock Whitney Stadium Mobile, Ala.	Series Information: --
	MARSHALL Nov. 18 TBA Hancock Whitney Stadium Mobile, Ala.	Series Information: First Meeting
	TEXAS STATE Nov. 25 TBA Bobcat Stadium San Marcos, Texas	Series Information: --

LAST TIME | SOUTH ALABAMA PLAYER

OFFENSE

Rushed 30 times in a game: La'Damian Webb (35) at Georgia Southern, 11/5/22
Rushed 40 times in a game: n/a
Rushed for 100 yards in a game: Braylon McReynolds (102) at Southern Miss, 11/19/22
Rushed for 150 yards in a game: La'Damian Webb (247) at Georgia Southern, 11/5/22
Rushed for 200 yards in a game: La'Damian Webb (247) at Georgia Southern, 11/5/22
Rushed for 100 yards in consecutive games: La'Damian Webb (247) at Georgia Southern, 11/5/22 and (163) at Arkansas State, 10/29/22
QB rushed for 100 yards in a game: Brandon Bridge (137) vs. Georgia State, 10/18/14
Rushed for 2 TDs in a game: La'Damian Webb (4) at Georgia Southern, 11/5/22
Rushed for 3 TDs in a game: La'Damian Webb (4) at Georgia Southern, 11/5/22
Rushed for 4 TDs in a game: La'Damian Webb (4) at Georgia Southern, 11/5/22
Rushed for 2 TDs in consecutive games: La'Damian Webb (4) at Georgia Southern, 11/5/22 and (3) at Arkansas State, 10/29/22
Passed for 200 yards in a game: Carter Bradley (360) vs. Western Kentucky, 12/21/22
Passed for 300 yards in a game: Carter Bradley (360) vs. Western Kentucky, 12/21/22
Passed for 400 yards in a game: Carter Bradley (420) vs. ULM, 10/15/22
Completed 30 passes in a game: Carter Bradley (36) vs. Western Kentucky, 12/21/22
Attempted 40 passes in a game: Carter Bradley (53) vs. Western Kentucky, 12/21/22
Attempted 50 passes in a game: Carter Bradley (53) vs. Western Kentucky, 12/21/22
Threw for 3 TDs in a game: Carter Bradley (3) vs. Western Kentucky, 12/21/22
Threw for 4 TDs in a game: Carter Bradley (4) vs. Texas State, 11/12/22
Threw for 5 TDs in a game: n/a
Threw 3 interceptions in a game: Jake Bentley vs. Coastal Carolina, 11/26/21
Had 300 yards of total offense in a game: Carter Bradley (355) vs. Western Kentucky, 12/21/22
Had 400 yards of total offense in a game: Carter Bradley (429) vs. ULM, 10/15/22
Accounted for 3 TDs in a game: Carter Bradley (3) vs. Western Kentucky, 12/21/22
Accounted for 4 TDs in a game: Carter Bradley (4) vs. Texas State, 11/12/22
Accounted for 5 TDs in a game: Jake Bentley vs. Georgia Southern, 10/14/21
Caught 10 passes in a game: Devin Voisin (11) vs. Western Kentucky, 12/21/22
Had 100 yards receiving in a game: Devin Voisin (153) vs. Western Kentucky, 12/21/22
Had 150 yards receiving in a game: Devin Voisin (153) vs. Western Kentucky, 12/21/22
Had 200 yards receiving in a game: Jalen Tolbert (252) at Arkansas State, 11/28/20
Had 100 yards receiving in consecutive games: Caullin Lacy (112), 10/1/22, at Louisiana and vs. ULM (133), 10/15/22
Caught 2 TDs in a game: Devin Voisin (2) vs. Texas State, 11/12/22
Caught 3 TDs in a game: Jalen Tolbert at Arkansas State, 11/28/20
Caught 2 TDs in consecutive games: Jalen Tolbert at ULM, 10/23/21 and vs. Arkansas State, 10/30/21
Scored 10 points in a game kicking: Diego Guajardo (11) vs. ULM, 10/15/22
Scored 15 points in a game kicking: Lawson McGlon vs. Georgia State, 10/30/10
Kicked 3 FGs in a game: Diego Guajardo at Bowling Green, 9/11/21
Kicked 4 FGs in a game: Aleem Sunanon at South Carolina, 11/22/14
Kicked 5 FGs in a game: n/a
Kicked a game-winning FG: Diego Guajardo Louisiana, 10/1/22 (0:00 left)
Scored 3 TDs in a game: La'Damian Webb (4) at Georgia Southern, 11/5/22
Scored 4 TDs in a game: La'Damian Webb (4) at Georgia Southern, 11/5/22
Scored 5 TDs in a game: n/a
Scored a rushing and receiving TD in the same game: Kawaan Baker at Louisiana, 11/17/18
Scored a receiving TD and returned a punt for a TD in the same game: Caullin Lacy vs. Louisiana Tech, 9/24/22
Had 100 yards rushing and 100 yards passing in the same game: Brandon Bridge (137 rush, 126 pass) vs. Georgia State, 10/18/14
Had 100 yards rushing and 100 yards receiving in the same game: n/a
Had 100 kickoff return yards in a game: Tra Minter (115) vs. Louisiana, 11/16/19
Had 100 punt return yards in a game: n/a
Had 200 all-purpose yards in a game: La'Damian Webb (267) at Georgia Southern, 11/5/22
Had a 50-yard run: La'Damian Webb (69) at Arkansas State, 10/29/22
Had a 60-yard run: La'Damian Webb (69) at Arkansas State, 10/29/22
Had a 70-yard run: Xavier Johnson (70) vs. Presbyterian, 11/19/16
Had an 80-yard run: Xavier Johnson (92) vs. Gardner-Webb, 9/5/15
Completed a 50-yard pass: Carter Bradley to Jalen Wayne (64-TD) vs. ULM, 10/15/22
Completed a 60-yard pass: Carter Bradley to Jalen Wayne (64-TD) vs. ULM, 10/15/22
Completed a 70-yard pass: Desmond Trotter to Kawaan Baker (80) vs. ULM, 10/24/20
Completed an 80-yard pass: Desmond Trotter to Kawaan Baker (80) vs. ULM, 10/24/20

DEFENSE

Recorded 10 tackles: Jaden Voisin (17) at Southern Miss, 11/19/22
Recorded 15 tackles: Jaden Voisin (17) at Southern Miss, 11/19/22
Had 2 players with 10 tackles in the same game: Riley Cole and A.J. DeShazor Jr. , vs. Troy, 12/5/20
Recorded 3 tackles for loss: Trey Kiser vs. Texas State, 11/12/22
Recorded 2 sacks: CJ Rias at Bowling Green, 9/11/21
Intercepted 2 passes: Yam Banks vs. Louisiana Tech, 9/24/22
Intercepted 3 passes: Scott Brownell vs. Georgia Military J.C., 10/10/09
Intercepted a pass in consecutive games: Yam Banks vs. ULM, 10/15/22 and vs. Troy, 10/20/22
Intercepted pass and returned for a touchdown: Yam Banks vs. Louisiana Tech, 9/24/22
Broke up 3 passes: Yam Banks, vs. Old Dominion, 11/26/22
Forced 2 fumbles in the same game: Yam Banks vs. Southern Mississippi, 9/4/21
Recovered 2 fumbles in the same game: Maleki Harris at Hawai'i, 12/1/12

SPECIAL TEAMS

Kicked a 50-yard FG: Diego Guajardo (54) at Georgia Southern, 10/29/20
Kicked 2 50-yard FGs in the same game: n/a
Had a 50-yard punt: Jack Brooks (55) vs. Western Kentucky, 12/21/22
Had a 60-yard punt: Jack Brooks (66) vs. Coastal Carolina, 11/26/21
Had a 70-yard punt: Brandon McKee (74) vs. Troy, 10/20/16

LAST TIME | SOUTH ALABAMA TEAM

Had 30 first downs: at Central Michigan, 9/10/22
Had fewer than 10 first downs: vs. Georgia Southern (4), 10/3/19
Had 300 yards rushing: at Georgia Southern (321), 11/5/22
Had 400 yards rushing: vs. Jackson State (413), 9/7/19
Had fewer than 100 yards rushing: vs. Western Kentucky (44), 11/21/22
Had 5 rushing TDs: vs. Missouri S&T, 10/9/10
Completed 25 passes in a game: vs. Western Kentucky (37), 11/21/22
Completed 30 passes in a game: vs. Western Kentucky (37), 11/21/22
Attempted 40 passes: vs. Western Kentucky (55), 11/21/22
Attempted 50 passes: vs. Western Kentucky, 11/21/22
Had 300 yards passing: vs. Western Kentucky (377), 11/21/22
Had 400 yards passing: vs. ULM (420), 10/15/22
Attempted less than 10 passes: n/a
Had less than 100 yards passing: vs. Appalachian State (52), 10/26/19
Had 5 passing TDs: n/a
Had 500 yards of total offense: vs. Western Kentucky (522), 12/21/22
Had 600 yards of total offense: vs. ULM (615), 10/15/22
Had fewer than 100 yards of total offense: n/a
Scored 40 points: vs. ULM (41), 10/15/22
Scored 50 points: vs. Idaho (52), 11/7/15
Scored 60 points: vs. Edward Waters (64), 9/25/10
Scored a safety: at Arkansas State, 10/29/22 (Jamie Sheriff and James Miller)
Scored a touchdown on defense: vs. Texas State, 11/12/22 (Ke'Shun Brown 15 yd interception return)
Scored a touchdown on special teams: vs. Louisiana Tech, 9/24/22 (Caullin Lacy 57 yd punt return)
Scored a touchdown on offense, defense and special teams: vs. Louisiana Tech, 9/24/22
Scored a touchdown on its first offensive play of the game: vs. Air Force, 12/30/16 (Dallas Davis 75 yd pass to Josh Magee)
Scored a touchdown on the opening play of the game: vs. Air Force, 12/30/16 (Dallas Davis 75 yd pass to Josh Magee)
Returned a punt for a TD: vs. Louisiana Tech, 9/24/22 (Caullin Lacy 57 yd punt return)
Returned a blocked punt for a TD: at Tulane, 9/7/13 (Terrance Timmons 12 yds)
Returned a blocked FG for a TD: vs. Alabama A&M, 9/16/17 (Gus Nave 83 yds)
Returned a kickoff for a TD: vs. Nicholls, 9/24/16 (Xavier Johnson 95 yds)
Returned the opening kickoff for a TD: vs. Nicholls, 9/24/16 (Xavier Johnson 95 yds)
Returned an interception for a TD: vs. Texas State, 11/12/22 (Ke'Shun Brown 15 yds)
Returned a fumble for a TD: vs. San Diego State, 10/1/16 (Devon Earl 80 yds)
Was held scoreless in a half: at Appalachian State, 11/13/21 (2nd)
Was held scoreless in the first half: vs. Troy, 12/5/20
Was held scoreless: vs. Troy, 12/5/20
Was held scoreless at home: vs. Troy, 12/5/20
Did not score a touchdown: vs. Troy, 10/20/22
Did not score an offensive touchdown: vs. Troy, 10/20/22
Did not commit a turnover: vs. Texas State, 11/12/22
Lost 3 fumbles: vs. Alcorn State (4), 9/18/21
Had 3 passes intercepted: vs. Coastal Carolina, 11/26/21
Had 5 or more turnovers: at Nebraska, 8/31/19
Had a 100-yd rusher and 100-yd receiver in the same game: Tra Minter (106) and Jalen Tolbert (144) vs. Arkansas State, 11/29/19
Had 2 100-yd rushers in the same game: Tra Minter (137) and Carlos Davis (122) vs. Louisiana, 11/16/19
Had 2 100-yd passers in the same game: Desmond Trotter (242) and Tanner McGee (145) at Arkansas State, 11/28/20
Had 2 100-yd receivers in the same game: Jalen Tolbert (191) and Jalen Wayne (111) vs. Coastal Carolina, 11/26/21
Had 3 100-yd receivers in the same game: Devin Voisin (141), Caullin Lacy (133) and Jalen Wayne (127) vs. ULM, 10/15/22
Blocked a punt: at Arkansas State, 10/29/22 (Ja'juan Townsend)
Blocked a FG attempt: at Georgia Southern, 11/5/22 (Charles Coleman III)
Blocked a PAT: vs. Louisiana, 11/12/15 (Jeremy Reaves)
Had a punt blocked: at Bowling Green, 9/11/21
Had a FG blocked: vs. Louisiana, 11/16/19
Had a PAT blocked: vs. Louisiana, 10/2/21
Did not punt: at Southern Mississippi, 9/3/20
Had 10 punts: vs. Appalachian State, 10/26/19
Held an opponent scoreless in a half: vs. Texas State, 11/12/22 (1st)
Held an opponent scoreless in the first half: vs. Texas State, 11/12/22
Held an opponent scoreless: vs. Alabama A&M, 9/16/17
Held an opponent scoreless on the road: at Lamar, 10/16/10
Held an opponent without a touchdown: at Arkansas State, 10/29/22
Held an opponent without an offensive touchdown: at Arkansas State, 10/29/22

Held an opponent to 10 or less first downs: [9] at Arkansas State, 10/29/22
Held an opponent to 5 or less first downs: vs. Edward Waters, 9/25/10
Forced 5 turnovers: vs. Louisiana Tech (5), 9/24/22
Recovered 3 fumbles: at Troy, 10/11/17
Intercepted 3 passes: vs. Louisiana Tech (4), 9/24/22
Had 5 sacks: vs. Coastal Carolina, 11/26/21
Broke up 10 passes: n/a
Held an opponent under 300 yards of total offense: at Southern Miss (298) 11/19/22
Held an opponent under 200 yards of total offense: at Arkansas State (158) 10/29/22
Held an opponent under 100 yards of total offense: vs. Pikeville (88), 9/4/10
Held an opponent negative rushing yards: at Arkansas State (-19), 10/29/22
Held an opponent under 100 yards rushing: vs. Old Dominion (96), 11/26/22
Held opponents under 100 yards rushing in back-to-back games: at Georgia Southern (88), 11/5/22 and at Arkansas State (-19), 10/29/22
Held an opponent under 100 yards passing: vs. Louisiana (58), 10/2/21
Did not allow a sack: at Arkansas State, 10/29/22
Had no penalties: n/a
Had 10 penalties: vs. Texas State (11), 11/12/22
Had 100 penalty yards: vs. Texas State (121), 11/12/22
Had 35 minutes of possession time: vs. Old Dominion (35:08), 11/26/22
Had 40 minutes of possession time: n/a
Won a game without scoring an offensive TD: vs. Nicholls State, 9/8/12 (9-3)
Won a game when trailing after three quarters: at Southern Miss, 11/19/22 (USM led (17-13)
Won a game when trailing by 10 or more points: at Georgia Southern, 11/5/22 (GS led 21-7)
Scored in the final minute of regulation to win a game: at Louisiana, 10/1/22 (Diego Guajardo 43 yd FG with 0:00 left)
Scored on the final play to win a game: at Louisiana, 10/1/22 (Diego Guajardo 43 yd FG with 0:00 left)
Was involved in an overtime game: vs. Coastal Carolina, 11/26/21
Played as a ranked team: n/a
Won as a ranked team: n/a
Won as a ranked team on the road: n/a
Played a ranked team: at Louisiana, 11/14/20 (25th)
Beat a ranked team: vs. San Diego State, 10/1/16 (19th)
Beat a ranked team on the road: n/a

LAST TIME | OPPONENT PLAYER

OFFENSE

Rushed 30 times in a game: Elijah Penny (35), Idaho, 11/7/15
 Rushed 40 times in a game: n/a
 Rushed for 100 yards in a game: Blake Watson (110), Old Dominion, 11/26/22
 Rushed for 150 yards in a game: Shermari Jones (211), Coastal Carolina, 11/26/21
 Rushed for 200 yards in a game: Shermari Jones (211), Coastal Carolina, 11/26/21
 QB rushed for 100 yards in a game: Shai Werts (102), Georgia Southern, 10/3/19
 Rushed for 2 TDs in a game: Jabari Small, Tennessee, 11/20/21
 Rushed for 3 TDs in a game: Tucker Gregg, Georgia State, 11/21/20
 Passed for 300 yards in a game: Austin Reed (497), Western Kentucky, 12/21/22
 Passed for 400 yards in a game: Austin Reed (497), Western Kentucky, 12/21/22
 Completed 25 passes in a game: Austin Reed (36), Western Kentucky, 12/21/22
 Completed 30 passes in a game: Austin Reed (36), Western Kentucky, 12/21/22
 Attempted 40 passes in a game: Austin Reed (55), Western Kentucky, 12/21/22
 Attempted 50 passes in a game: Austin Reed (55), Western Kentucky, 12/21/22
 Threw for 3 TDs in a game: Austin Reed (4), Western Kentucky, 12/21/22
 Threw for 4 TDs in a game: Austin Reed (4), Western Kentucky, 12/21/22
 Threw for 5 TDs in a game: n/a
 Threw 3 interceptions in a game: Parker McNeil (4), Louisiana Tech, 9/24/22
 Had 300 yards of total offense in a game: Austin Reed (522), Western Kentucky, 12/21/22
 Had 400 yards of total offense in a game: Austin Reed (522), Western Kentucky, 12/21/22
 Accounted for 3 TDs in a game: Austin Reed (4), Western Kentucky, 12/21/22
 Accounted for 4 TDs in a game: Austin Reed (4), Western Kentucky, 12/21/22
 Accounted for 5 TDs in a game: n/a
 Caught 10 passes in a game: Malachi Corley (11), Western Kentucky, 12/21/22
 Had 100 yards receiving in a game: Dalvin Smith (145), Jaylen Hall (138), Malachi Corley (114), Western Kentucky, 12/21/22
 Had 150 yards receiving in a game: Tyrone Howell (244), ULM, 10/15/22
 Had 200 yards receiving in a game: Tyrone Howell (244), ULM, 10/15/22
 Caught 2 TDs in a game: Malachi Corley (2), Western Kentucky, 12/21/22
 Caught 3 TDs in a game: Tyrone Howell (3), ULM, 10/15/22
 Scored 10 points in a game kicking: Cory Munson (14), Western Kentucky, 12/21/22
 Scored 15 points in a game kicking: Nicholas Barr-Mira (15), UCLA, 9/17/22
 Kicked 3 FGs in a game: Cory Munson (3), Western Kentucky, 12/21/22
 Kicked 4 FGs in a game: Nicholas Barr-Mira (4), UCLA, 9/17/22
 Kicked 5 FGs in a game: n/a
 Kicked a game-winning FG: Nicholas Barr-Mira, UCLA, 9/17/22
 Scored 3 TDs in a game: Tyrone Howell, ULM, 10/15/22
 Scored 4 TDs in a game: Brent Leonard, ULM, 10/27/12
 Scored 5 TDs in a game: n/a
 Scored a rushing and receiving TD in the same game: Javen Banks, Texas State, 9/15/18
 Had 100 yards rushing and 100 yards passing in the same game: Shai Werts (113 rush, 107 pass), Georgia Southern, 11/18/17
 Had 100 yards rushing and 100 yards receiving in the same game: n/a
 Had 100 kickoff return yards in a game: Alan Lamar (232), Arkansas State, 10/30/21
 Had 100 punt return yards in a game: Derek Keaton (111), Georgia Southern, 11/28/15
 Had 200 all-purpose yards in a game: Tyrone Howell (244), ULM, 10/15/22
 Had a 50-yard run: Jalen White (TD-54), Georgia Southern, 11/5/22
 Had a 60-yard run: Shermari Jones (75), Coastal Carolina, 11/26/21
 Had a 70-yard run: Shermari Jones (75), Coastal Carolina, 11/26/21
 Had an 80-yard run: Brandin Byrd (85), North Texas, 11/10/12
 Completed a 50-yard pass: Chandler Rogers to Tyrone Howell (83), ULM, 10/15/22
 Completed a 60-yard pass: Chandler Rogers to Tyrone Howell (83), ULM, 10/15/22
 Completed a 70-yard pass: Chandler Rogers to Tyrone Howell (83), ULM, 10/15/22
 Completed an 80-yard pass: Chandler Rogers to Tyrone Howell (83), ULM, 10/15/22

DEFENSE

Recorded 10 tackles: Jason Henderson (18), Old Dominion, 11/26/22
 Recorded 15 tackles: Jason Henderson (18), Old Dominion, 11/26/22
 Had 2 players with 10 tackles in the same game: Marques Watson-Trent (16) and Khadry Jackson (10), Georgia Southern, 11/5/22
 Recorded 3 tackles for loss: Josiah Stewart (3½), Coastal Carolina, 11/26/21
 Recorded 2 sacks: Da'Shawn Davis (2), Georgia Southern, 11/5/22
 Intercepted 2 passes: Alex Spillum, Coastal Carolina, 11/26/21
 Intercepted 3 passes: n/a
 Broke up 3 passes: Josh Newton, ULM, 10/23/21
 Forced 2 fumbles in the same game: Percy Butler, Louisiana, 11/16/19
 Recovered 2 fumbles in the same game: Austin Hall, Memphis, 9/14/19

SPECIAL TEAMS

Kicked a 50-yard FG: Broks Buce (51), Troy, 10/20/22
 Kicked 2 50-yard FGs in the same game: Zach Matics, Appalachian State, 12/5/15
 Had a 50-yard punt: Mason Hunt (53), Southern Miss 11/19/22
 Had a 60-yard punt: Devyn McCormick (62), ULM, 10/15/22
 Had a 70-yard punt: Anthony Cravens (80), Alabama State, 10/13/18

LAST TIME | OPPONENT TEAM

Had 30 first downs: Western Kentucky (30), 12/21/22
Had 10 or fewer first downs: Arkansas State (9), 10/29/22
Had 300 yards rushing: Coastal Carolina (315), 11/26/21
Had 400 yards rushing: Georgia Southern (489), 11/28/15
Had 5 rushing TDs: Tennessee, 11/20/21
Completed 25 passes in a game: Western Kentucky (37), 12/21/22
Completed 30 passes in a game: Western Kentucky (37), 12/21/22
Attempted 40 passes: Western Kentucky (56), 12/21/22
Attempted 50 passes: Western Kentucky (56), 12/21/22
Had 300 yards passing: Western Kentucky (522), 12/21/22
Had 400 yards passing: Western Kentucky (522), 12/21/22
Had 500 yards passing: Western Kentucky (522), 12/21/22
Attempted less than 10 passes: Georgia Southern (9), 10/29/20
Had 5 passing TDs: Western Kentucky (5), 12/21/22
Had 500 yards of total offense: Western Kentucky (677), 12/21/22
Scored 40 points: Western Kentucky (44), 12/21/22
Scored 50 points: Tennessee (60), 11/20/21
Scored 60 points: Tennessee, 11/20/21
Scored a safety: Tennessee, 11/20/21
Scored a touchdown on defense: Georgia Southern (26), 11/5/22 (Khadry Jackson, 43-yd interception return)
Scored a touchdown on special teams: Louisiana, 10/1/22 (Eric Garror, 69 yd punt return)
Scored a touchdown on offense, defense and special teams: Nebraska, 8/31/19
Scored a touchdown on its first offensive play of the game: n/a
Scored a touchdown on the opening play of the game: n/a
Returned a punt for a TD: Louisiana, 10/1/22 (Eric Garror, 69 yds)
Returned a blocked punt for a TD: n/a
Returned a kickoff for a TD: Tennessee, 11/20/21 (Velus Jones Jr. 96 yds)
Returned the opening kickoff for a TD: n/a
Returned an interception for a TD: Georgia Southern (26), 11/5/22 (Khadry Jackson, 43-yd interception return)
Returned a fumble for a TD: Memphis, 9/14/19 (Austin Hall 48 yds)
Did not commit a turnover: Tennessee, 11/20/21
Had a 100-yd rusher and 100-yd receiver in the same game: Spencer Brown (105) and Austin Watkins Jr. (183), UAB, 9/24/20
Had 2 100-yd rushers in the same game: Kenneth Gainwell (145) and Kylan Watkins (113), Memphis, 9/14/19
Had 2 100-yd passers in the same game: Logan Bonner (183) and Layne Hatcher (141), Arkansas State, 11/28/20
Had 2 100-yd receivers in the same game: Dalvin Smith (145), Jaylen Hall (138), Malachi Corley (114), Western Kentucky, 12/21/22
Had 3 100-yard receivers in a game: Dalvin Smith (145), Jaylen Hall (138), Malachi Corley (114), Western Kentucky, 12/21/22
Had a 200-yard receiver in a game: Tyrone Howell (244), ULM, 10/15/22
Blocked a punt: Bowling Green, 9/11/21 (Patrick Day)
Blocked a FG attempt: Louisiana, 11/16/19 (Bennie Higgins)
Blocked a PAT: Louisiana, 10/2/21 (Kendall Wilkerson)
Did not punt: Troy, 10/16/19
Had 10 punts: Milford Academy (11), 11/7/09
Had 5 sacks: Troy, 12/5/20
Broke up 10 passes: n/a
Did not allow a sack: Nicholls, 9/3/22
Won a game without scoring an offensive TD: n/a
Won a game when trailing after three quarters: UCLA, 9/17/22 (USA led 31-23)
Won a game when trailing by 10 or more points: Coastal Carolina, 11/26/21 (USA led 10-0)
Scored in the final minute of regulation to win a game: UCLA, 9-17/22 (Nicholas Barr-Mira 24-yard field goal with 0:00 left)
Scored on the final play to win a game: UCLA, 9-17/22 (Nicholas Barr-Mira 24-yard field goal with 0:00 left)

CAREER HIGHS | OFFENSE

Quarterbacks

1 – Desmond Trotter

Completions	25, vs. Georgia State, 11/21/20
Pass Attempts	43, vs. Georgia State, 11/21/20
Yards Passing	299, at Southern Mississippi, 9/3/20
TDs Passing	4, vs. Arkansas State, 11/29/19
Longest Completion	80, vs. ULM, 10/24/20
Rushing Attempts	15, vs. Georgia State, 11/21/20
Yards Rushing	64, vs. Louisiana, 11/16/19
TDs Rushing	1, 3x, last at Troy, 11/6/21
Longest Rush	25, vs. Louisiana, 11/16/19
Total Offense Yds	340, at Southern Mississippi, 9/3/20
TDs Accounted For	4, 2x, last vs. ULM, 10/24/20 (3 pass, 1 rush)

2 – Carter Bradley

Completions	36, vs. Western Kentucky, 12/21/22
Pass Attempts	53, vs. Western Kentucky, 12/21/22
Yards Passing	*432, at Northern Illinois, 12/5/20
TDs Passing	4, vs. Texas State, 11/12/22
Longest Completion	*84, vs. Norfolk State, 9/4/21
Yards Rushing	*44, at Northern Illinois, 12/5/20
TDs Rushing	1, 2x, last at Louisiana 10/1/22
Longest Rush	22, vs. Old Dominion, 11/26/22
Total Offense Yds	*432, at Northern Illinois, 12/5/20
TDs Accounted For	4, 2x, last vs. Texas State, 11/12/22 (4 pass, 0 rush)

* – at Toledo

7 – Gio Lopez

Completions	--
Pass Attempts	--
Yards Passing	--
TDs Passing	--
Longest Completion	--
Rushing Attempts	--
Yards Rushing	--
Longest Rush	--
Total Offense Yds	--
TDs Accounted For	--

10 – Tanner McGee

Completions	6, at Arkansas State, 11/28/20
Pass Attempts	8, at Arkansas State, 11/28/20
Yards Passing	145, at Arkansas State, 11/28/20
TDs Passing	2, at Arkansas State, 11/28/20
Longest Completion	51, at Arkansas State, 11/28/20
Rushing Attempts	4, at Arkansas State, 11/28/20
Yards Rushing	8, at Arkansas State, 11/28/20
Longest Rush	7, at Arkansas State, 11/28/20
Total Offense Yds	153, at Arkansas State, 11/28/20
TDs Accounted For	2, at Arkansas State, 11/28/20 (2 pass)

17 – Bishop Davenport

Completions	*17, at Wyoming, 10/22/22
Pass Attempts	*26, at Wyoming, 10/22/22
Yards Passing	*104, at Wyoming, 10/22/22
TDs Passing	*1, vs. Memphis, 12/27/22
Longest Completion	*44, vs. Memphis, 12/27/22
Rushing Attempts	*18, at Wyoming, 10/22/22
Yards Rushing	*29, at Colorado State, 10/15/22
Longest Rush	*19, at Colorado State, 10/15/22
Total Offense Yds	*118, at Wyoming, 10/22/22
TDs Accounted For	*1, 3x, last vs. Memphis, 12/27/22 (1 pass)

* – at Utah State

Running Backs

3 – La'Damian Webb

100-yard Rushing Games	4, last at Georgia Southern, 11/5/22
Rushing Attempts	35, at Georgia Southern, 11/5/22
Yards Rushing	247, at Georgia Southern, 11/5/22
TDs Rushing	4, at Georgia Southern, 11/5/22
Longest Rush	69, at Arkansas State, 10/29/22
Receptions	6, at UCLA, 9/17/22
Yards Receiving	42, at UCLA, 9/17/22
Longest Reception	28, vs. Louisiana Tech, 9/24/22
All-Purpose Yards	247, at Georgia Southern, 11/5/22

0 – Braylon McReynolds

100-yard Rushing Games	1, last at Southern Miss, 11/19/22
Rushing Attempts	15, at Southern Miss, 11/19/22
Yards Rushing	100, at Southern Miss, 11/19/22
TDs Rushing	--
Longest Rush	64, at Southern Miss, 11/19/22
Receptions	4, vs. Nicholls, 9/3/22
Yards Receiving	66, at Southern Miss, 11/19/22
Longest Reception	33, at Southern Miss, 11/19/22
Punt Return Yards	11, vs. Nicholls, 9/3/22
Longest Punt Return	11, vs. Nicholls, 9/3/22
Kick Return Yards	92, vs. Western Kentucky, 12/21/22
Longest Kick Return	38, vs. Western Kentucky, 12/21/22
All-Purpose Yards	183, at Southern Miss, 11/19/22
All-Purpose Yards	83, vs. Louisiana, 10/2/21

14 – Kentrell Bullock

100-yard Rushing Games	--
Rushing Attempts	*9, vs. Austin Peay, 9/11/21
Yards Rushing	*52, vs. Austin Peay, 9/11/21
TDs Rushing	--
Longest Rush	*17, vs. Austin Peay, 9/11/21
Receptions	*1, vs. Arkansas, 10/9/21
Yards Receiving	*2, vs. Arkansas, 10/9/21
Longest Reception	*2, vs. Arkansas, 10/9/21
Punt Return Yards	--
Longest Punt Return	--
Kick Return Yards	*18, vs. Arkansas, 10/9/21
Longest Kick Return	*18, vs. Arkansas, 10/9/21
All-Purpose Yards	*52, vs. Austin Peay, 9/11/21

* – at Ole Miss

21 – Jarvis Durr

100-yard Rushing Games	--
Rushing Attempts	--
Yards Rushing	--
TDs Rushing	--
Longest Rush	--

29 – Marco Lee Jr.

Rushing Attempts	15, vs. ULM, 10/15/22
Yards Rushing	93, vs. ULM, 10/15/22
TDs Rushing	2, 2x, last vs. ULM, 10/15/22
Longest Rush	32, vs. ULM, 10/15/22
Receptions	--
Yards Receiving	--
Longest Reception	--
Longest Kickoff Return	*31, vs. Middle Tennessee, 9/11/21
All-Purpose Yards	93, vs. ULM, 10/15/22

* – at Virginia Tech

Wide Receivers/Tight Ends

4 – Caullin Lacy

TD Receptions	1, 5x, at Southern Miss, 11/19/22
100-Yard Games	2, last, 133, vs. ULM, 10/15/22
Receptions	12, vs. ULM, 10/15/22
Yards Receiving	133, vs. ULM, 10/15/22
Longest Reception	49, at Southern Mississippi, 9/4/21
Yards Rushing	38, vs. Troy, 12/5/20
Longest Rush	21, vs. Troy, 12/5/20
Kickoff Return Yds	73, at Southern Miss, 11/19/22
Long Kickoff Return	49, vs. ULM, 10/15/22
Punt Return Yards	57, vs. Louisiana Tech, 9/24/22
Punt Return TDs	1, vs. Louisiana Tech, 9/24/22
Longest Punt Return	57-TD, vs. Louisiana Tech, 9/24/22
All-Purpose Yards	236, vs. ULM, 10/15/22

6 – Jay'juan Townsend

Receptions	1, 3x, last at Louisiana 10/1/22
Yards Receiving	62, vs. Georgia Southern, 10/14/21
Longest Reception	62, vs. Georgia Southern, 10/14/21
Kickoff Returns	2, vs. Arkansas State, 10/30/21
Kickoff Return Yds	26, vs. Arkansas State, 10/30/21
Long Kickoff Return	20, at Appalachian State, 11/13/21
Blocked Punt	1, at Arkansas State, 10/29/22

8 – DJ Thomas-Jones

TD Receptions	1, 4x, last , vs. Western Kentucky, 12/21/22
Receptions	4, 2x, last, vs. Western Kentucky, 12/21/22
Yards Receiving	48, at Arkansas State, 10/29/22
Longest Reception	19, at Arkansas State, 10/29/22

9 – Devin Voisin

TD Receptions	2, vs. Texas State, 11/12/22
100-Yard Games	3, last 153 vs. Western Kentucky, 12/21/22
Receptions	11, vs. Western Kentucky, 12/21/22
Yards Receiving	153, vs. Western Kentucky, 12/21/22
Longest Reception	47, vs. Western Kentucky, 12/21/22

11 – Anthony Eager

TD Receptions	--
100-Yard Games	--
Receptions	--
Yards Receiving	--
Longest Reception	--

12 – Jamaal Pritchett

TD Receptions	--
Receptions	2, vs. Western Kentucky, 12/21/22
Yards Receiving	24, vs. Western Kentucky, 12/21/22
Longest Reception	12, vs. Western Kentucky, 12/21/22

13 – Javon Ivory

TD Receptions	2, at Temple, 10/2/21
100-Yard Games	3, last (123) vs. Tulsa, 11/10/22
Receptions	7, 3x, last vs. Tulsa, 11/10/22
Yards Receiving	126, at Florida Atlantic, 12/23/20
Longest Reception	68-TD, vs. Tulsa, 11/10/22
Kick Returns	2, vs. Navy, 10/14/21
Kick Return Yards	46, vs. Navy, 10/14/21
Longest Kick Return	31, vs. Navy, 10/14/21

* – at Memphis

15 – Shamar Sandgren

TD Receptions	--
100-Yard Games	--
Receptions	--
Yards Receiving	--
Longest Reception	--

CAREER HIGHS | OFFENSE

Wide Receivers/Tight Ends

18 – Keyshawn Woodyard

TD Receptions	--
100-Yard Games	--
Receptions	--
Yards Receiving	--
Longest Reception	--

27 – Jacob Hopper

Receptions	2, 2x, last at Appalachian State, 11/13/21
Yards Receiving	42, at Appalachian State, 11/13/21
TD Receptions	1, at Appalachian State, 11/13/21
Longest Reception	27, at Appalachian State, 11/13/21

20 – Brandon Crum

Receptions	3, 2x, last vs. Arkansas State, 10/30/21
Yards Receiving	51, at Georgia State, 11/23/19
TD Receptions	1, 2x, last vs. Arkansas State, 10/30/21
Longest Reception	36v at Georgia Southern, 10/29/20

86 – Todd Justice

TD Receptions	--
Receptions	1, vs. Louisiana Tech, 9/24/22
Yards Receiving	15, vs. Louisiana Tech, 9/24/22
Longest Reception	15, vs. Louisiana Tech, 9/24/22
Yards Rushing	30, at Georgia Southern, 11/5/22
Longest Rush	30, at Georgia Southern, 11/5/22

88 – Lincoln Sefcik

Receptions	9, at Troy, 11/6/21
Yards Receiving	55, at Troy, 11/6/21
TD Receptions	1, 6x, last vs. Louisiana Tech, 9/24/22
Longest Reception	19, 2x, last at Georgia Southern, 11/5/22

CAREER HIGHS | DEFENSE

0 – Keith Gallmon Jr.

Total Tackles	12, at Southern Mississippi, 9/3/20
Solo Tackles	9, at UAB, 9/21/19
10-Tackle Games	4, last at Arkansas State, 11/28/20
Interceptions	1, 3x, last at Bowling Green, 9/11/21
Long Int. Return	5 at Georgia Southern, 10/29/20
Passes Broken Up	3, 2x, last at Louisiana, 11/14/20
Forced Fumbles	1, 2x, last at Georgia Southern, 10/29/20
Fumble Recoveries	1, at Nebraska, 8/31/19

1 – Jalen Jordan

Total Tackles	*11, at Arkansas, 10/17/20
Solo Tackles	8, at Georgia Southern, 11/5/22
Tackles For Loss	1, 2x, vs. Western Kentucky, 12/21/22
10-Tackle Games	2, last (10) at Georgia Southern, 11/5/22
Interceptions	--
Long Int. Return	--
Passes Broken Up	*1, vs. Florida, 9/26/20
Forced Fumbles	*1, vs. Florida, 9/26/20
Fumble Recoveries	*1, vs. Indiana, 1/2/21

* – at Ole Miss

2 – Jaden Voisin

Total Tackles	17, at Southern Miss, 11/19/22
Solo Tackles	6, at Southern Miss, 11/19/22
Tackles For Loss	1½, at Southern Miss, 11/19/22
Interceptions	1, 2x, last at Southern Miss, 11/19/22
Long Int. Return	30, at Louisiana 10/1/22
Passes Broken Up	2, vs. Old Dominion, 11/26/22
Forced Fumbles	1, 2x, last at Louisiana 10/1/22
Fumble Recoveries	1, at Louisiana 10/1/22

3 – Ricky Hyatt Jr.

Total Tackles	2, 4x, last vs. Texas State, 11/12/22
Solo Tackles	2, at Arkansas State, 10/29/22
Interceptions	--
Passes Broken Up	--

4 – James Miller

Total Tackles	9, vs. ULM, 10/15/22
Solo Tackles	7, vs. Texas State, 11/12/22
Tackles For Loss	2, vs. Texas State, 11/12/22
Sacks	1, 2x, last vs. Texas State, 11/12/22
Passes Broken Up	*2, at Iowa, 9/4/21
Forced Fumbles	*1, 2x, last at Penn State, 11/16/19
Fumble Recoveries	*1, at Wisconsin, 12/5/20

* – at Indiana

6 – Ricky Fletcher

Total Tackles	2, vs. Western Kentucky, 12/21/22
Solo Tackles	2, vs. Western Kentucky, 12/21/22
Interceptions	--
Passes Broken Up	--

7 – Marquise Robinson

Total Tackles	6, 2x, last vs. ULM, 10/15/22
Solo Tackles	3, vs. ULM, 10/15/22
Tackles For Loss	--
Interceptions	--
Passes Broken Up	1, 2x, last at Arkansas State, 10/29/22

8 – Yam Banks

Total Tackles	7, vs. Old Dominion, 11/26/22
Solo Tackles	6, vs. Troy, 10/20/22
Tackles For Loss	2, 2x, last vs. Georgia Southern, 10/14/21
Sacks	1, at Southern Miss, 11/19/22
Passes Broken Up	3, 2x, last vs. Old Dominion, 11/26/22
Interceptions	2, vs. Louisiana Tech, 9/24/22
Forced Fumbles	2, vs. Southern Mississippi, 9/4/21
Fumble Recoveries	1, 2x, last vs. Louisiana Tech, 9/24/22

9 – Ke'Shun Brown

Total Tackles	6, 2x, last vs. Troy, 10/20/22
Solo Tackles	4, at UCLA, 9/17/22
Tackles For Loss	2, vs. Arkansas State, 10/30/21
Sacks	1, vs. Arkansas State, 10/30/21
10-Tackle Games	--
Interceptions	1, 2x, last vs. Texas State, 11/12/22
Long Int. Return	15-yard TD, vs. Texas State, 11/12/22
Passes Broken Up	1, vs. Louisiana Tech, 9/24/22
Forced Fumbles	1, 2x, last at Central Michigan, 9/10/22
Fumble Recoveries	--
Long Fumble Return	--

10 – Quentin Wilfawn

Total Tackles	11, vs. Arkansas State, 10/30/21
Solo Tackles	--
Tackles For Loss	1, 3x, last vs. Nicholls, 9/3/22
Sacks	½, 2x, last vs. Arkansas State, 10/30/21
10-Tackle Games	--
Forced Fumbles	1, at ULM, 10/23/21
Fumble Recoveries	1, at Bowling Green, 9/11/21
Passes Broken Up	1, vs. UAB, 9/24/20

11 – Jamie Sheriff

Total Tackles	6, at Southern Miss, 11/19/22
Solo Tackles	3, 3x, last vs. Old Dominion, 11/26/22
Tackles For Loss	1½, 3x, last at Arkansas State, 10/29/22
Sacks	1½, 2x, last at Arkansas State, 10/29/22
Forced Fumble	1, vs. Louisiana Tech, 9/24/22
Pass Break Ups	2, vs. ULM, 10/15/22

12 – Jamall Hickbottom

Total Tackles	4, 3x, last vs. Coastal Carolina, 11/26/21
Solo Tackles	4, vs. Georgia Southern, 10/14/21
Tackles For Loss	1, 2x, last at Appalachian State, 11/13/21
Sacks	1, vs. Georgia Southern, 10/14/21
Forced Fumbles	1, at Appalachian State, 11/13/21

16 – Jamarien Burt

Total Tackles	*1, at West Virginia, 11/12/22
Solo Tackles	--
Interceptions	--
Passes Broken Up	--

* – at Oklahoma

17 – Reggie Neely

Total Tackles	*2, vs. Morgan 9/11/21
Solo Tackles	*2, vs. Morgan 9/11/21
Interceptions	--
Long Int. Return	--
Passes Broken Up	--

* – at Tulane

18 – R.J. Moss Jr.

Total Tackles	--
Solo Tackles	--
Fumbles Forced	--
Fumbles Recovered	--
Sacks	--
Tackles for Loss	--

19 – Dallas Gamble

Total Tackles	3, at Tennessee, 11/20/21
Solo Tackles	3, at Tennessee, 11/20/21
Interceptions	--
Long Int. Return	--
Passes Broken Up	--

CAREER HIGHS | DEFENSE**20 – Lamondre Brooks**

Total Tackles	3, vs. Louisiana Tech, 9/24/22
Solo Tackles	1, 4x, last vs. Texas State, 11/12/22
Tackles For Loss	1, vs. Texas State, 11/12/22
Sacks	½, vs. Georgia Southern, 10/14/21
Forced Fumble	1, at Arkansas State, 10/29/22

23 – Tremel States-Jones

Total Tackles	1, vs. Nicholls, 9/3/22
Solo Tackles	--
Interceptions	--
Long Int. Return	--
Passes Broken Up	--

27 – Gavin Forsha

Total Tackles	*4, at TCU, 10/20/22
Solo Tackles	*3, at TCU, 10/20/22
Sacks	*1.0, at TCU, 10/20/22
Tackles For Loss	*1½, vs. Oklahoma State, 10/29/22
Interceptions	--
Long Int. Return	--
Passes Broken Up	--

*** - at Kansas State****29 – Wesley Miller**

Total Tackles	--
Solo Tackles	--
Interceptions	--
Long Int. Return	--
Passes Broken Up	--

31 – Mike Harris

Total Tackles	--
Solo Tackles	--
Interceptions	--
Long Int. Return	--
Passes Broken Up	--

34 – Jordan Buchanan

Total Tackles	--
Solo Tackles	--
Interceptions	--
Long Int. Return	--
Passes Broken Up	--

39 – Dalton Hughes

Total Tackles	1, 2x, last vs. Western Kentucky, 12/21/22
Solo Tackles	1, vs. Western Kentucky, 12/21/22
Tackles For Loss	--
Interceptions	--
Long Int. Return	--
Passes Broken Up	--

43 – Taylor Milton

Total Tackles	9, Tarleton State, 2/21/21
Solo Tackles	2, vs. Dixie State, 3/7/21
Sacks	--
Tackles for Loss	½, 2x, last at Minnesota, 9/1/22
Interceptions	--
Long Int. Return	--
Passes Broken Up	--

*** - at New Mexico State****45 – Ed Smith IV**

Total Tackles	4, vs. Old Dominion, 11/26/22
Solo Tackles	4, vs. Old Dominion, 11/26/22
Tackles For Loss	1, vs. Old Dominion, 11/26/22
Sacks	1, vs. Old Dominion, 11/26/22
Forced Fumbles	1, vs. Old Dominion, 11/26/22
Fumble Recoveries	1, at UCLA, 9/17/22

53 – Emauri Sibley

Total Tackles	3, vs. Oklahoma Baptist, 9/10/22
Solo Tackles	3, vs. Oklahoma Baptist, 9/10/22
Interceptions	--
Long Int. Return	--
Passes Broken Up	--

*** - at Arkansas-Monticello****55 – Maurice Strong Jr.**

Total Tackles	4, 2x, last vs. Arkansas State, 11/29/19
Solo Tackles	2, 3x, last vs. Tulane, 9/12/20
Tackles For Loss	1½, vs. Texas State, 10/17/20
Sacks	½, vs. Arkansas State, 11/29/19
Forced Fumbles	1, vs. Arkansas State, 11/29/19
Fumbles Recovered	1, vs. Tulane, 9/12/20

90 – Carlos Johnson Jr.

Total Tackles	2, 2x, last at Texas State, 10/9/21
Solo Tackles	2, vs. Southern Mississippi, 9/4/21
Tackles For Loss	1, 3x, last at Arkansas State, 10/29/22
Sacks	1, 2x, last at Tennessee, 11/20/21

91 – Nathan Rawlins-Kibonge

Total Tackles	1, 2x, last at Arkansas State, 10/29/22
Solo Tackles	--
Tackles For Loss	--
Sacks	--

95 – Brock Higdon

Total Tackles	4, 2x, last at Southern Miss, 11/19/22
Solo Tackles	2, 3x, last at Southern Miss, 11/19/22
Tackles For Loss	2½, at Southern Miss, 11/19/22
Sack	1, 4x, last at Southern Miss, 11/19/22
Forced Fumbles	1, 2x, last vs. Nicholls, 9/3/22
Passes Broken Up	1, vs. Western Kentucky, 12/21/22

96 – Eli Webb

Total Tackles	6, vs. N.C. Wesleyan, 10/8/22
Solo Tackles	3, vs. N.C. Wesleyan, 10/8/22
Sacks	1½, 3x, last vs. Maryville (Tenn.), 11/12/22
Tackles for Loss	3.0, vs. N.C. Wesleyan, 10/8/22
Interceptions	--
Forced Fumbles	--
Fumble Recoveries	--
Passes Broken Up	--

*** - at Belhaven****99 – Wy'Kevious Thomas**

Total Tackles	8, at Texas State, 10/9/21
Solo Tackles	5, at UCLA, 9/17/22
Tackles For Loss	2, vs. Alcorn State, 9/18/21
Sacks	1, 4x, last at Arkansas State, 10/29/22
Forced Fumbles	1, at Arkansas State, 10/29/22
Fumble Recoveries	1, 2x, last vs. Coastal Carolina, 11/26/21

CAREER HIGHS | SPECIAL TEAMS**25 – David Delgado**

Punts	--
Yards Punting	--
Long Punt	--
Inside 20	--
50+ yards	--
Punting Average	--

28 – Travis Drosos

Total Tackles	1, 4x, last vs. Arkansas State, 10/30/21
Solo Tackles	1, 2x, last at ULM, 10/23/21

31 – Jacob Meeks

Field Goals	*1, 2x, last at Florida State, 9/7/19
Long Field Goal	*40, vs. Grambling, 8/31/19
Extra Points	*5, at Florida State, 9/7/19
Total Points	*8, at Florida State, 9/7/19

*** - at ULM****36 – Diego Guajardo**

Field Goals	3, 2x, last at Bowling Green, 9/11/21
Long Field Goal	54, at Georgia Southern, 10/29/20
Extra Points	6, vs. Nicholls, 9/3/22
Total Points	12, 2x, last vs. Nicholls, 9/3/22
Game-Winning Field Goals	2, last 42 yards, at Louisiana 10/1/22

40 – Aleks Pulkkinen

Punts	--
Yards Punting	--
Long Punt	--
Inside 20	--
50+ yards	--
Punting Average	--



2022-23 South Alabama Football
Game Results
All games

Team Results

	Date	Opponent		Score	Overall	Conf	Time	Attend
	09/03/2022	Nicholls	W	48-7	1-0	0-0	3:15	15101
	09/10/2022	at Central Mich.	W	38-24	2-0	0-0	3:34	17205
	09/17/2022	at UCLA	L	31-32	2-1	0-0	3:15	29344
	09/24/2022	Louisiana Tech	W	38-14	3-1	0-0	3:21	17939
*	10/01/2022	at Louisiana	W	20-17	4-1	1-0	3:34	20671
*	10/15/2022	ULM	W	41-34	5-1	2-0	3:43	15459
*	10/20/2022	Troy	L	6-10	5-2	2-1	3:11	25450
*	10/29/2022	at Arkansas St.	W	31-3	6-2	3-1	3:16	11714
*	11/05/2022	at Ga. Southern	W	38-31	7-2	4-1	3:39	17084
*	11/12/2022	Texas St.	W	38-21	8-2	5-1	3:29	14518
*	11/19/2022	at Southern Miss.	W	27-20	9-2	6-1	3:24	24032
*	11/26/2022	Old Dominion	W	27-20	10-2	7-1	3:32	11407
	12/21/2022	vs Western Ky.	L	23-44	10-3	7-1	3:45	13456



**2022-23 South Alabama Football
Team Game-by-Game
All games**

Date	Opponent	Rushing				Receiving				Passing				Kick Returns				Punt Returns				tot off		
		no.	yds	td	lg	no.	yds	td	lg	cmp	att	int	yds	td	lg	no.	yds	td	lg	no.	yds		td	lg
09/03/2022	Nicholls	39	176	3	24	26	332	3	52	26	35	0	332	3	52	1	23	0	23	6	72	0	38	508
09/10/2022	at Central Mich.	47	165	2	30	26	337	3	40	26	41	1	337	3	40	1	18	0	18	1	0	0	0	502
09/17/2022	at UCLA	34	162	3	47	26	237	1	37	26	36	1	237	1	37	2	48	0	28	0	0	0	0	399
09/24/2022	Louisiana Tech	35	175	0	34	17	214	3	30	17	25	1	214	3	30	2	40	0	28	2	77	1	57	389
10/01/2022	at Louisiana	37	116	2	21	18	245	0	43	18	41	1	245	0	43	1	14	0	14	2	1	0	2	361
10/15/2022	ULM	41	195	2	44	25	420	3	64	25	33	0	420	3	64	4	100	0	49	2	33	0	26	615
10/20/2022	Troy	21	31	0	15	28	224	0	21	28	40	1	224	0	21	1	12	0	12	2	4	0	5	255
10/29/2022	at Arkansas St.	47	183	3	69	17	179	1	49	17	24	0	179	1	49	1	14	0	14	1	9	0	9	362
11/05/2022	at Ga. Southern	56	321	4	30	16	193	1	28	16	27	2	193	1	28	2	58	0	36	2	-3	0	0	514
11/12/2022	Texas St.	39	108	0	10	20	274	4	41	20	34	0	274	4	41	3	41	0	24	4	11	0	10	382
11/19/2022	at Southern Miss.	35	154	0	64	17	257	3	33	17	26	2	257	3	33	3	90	0	37	1	16	0	16	411
11/26/2022	Old Dominion	49	208	0	20	17	190	3	30	17	29	1	190	3	30	1	20	0	20	2	0	0	0	398
12/21/2022	vs Western Ky.	25	44	0	10	37	377	3	47	37	55	2	377	3	47	4	105	0	38	0	0	0	0	421
South Alabama		505	2038	19	69	290	3479	28	64	290	446	12	3479	28	64	26	583	0	49	25	220	1	57	5517
Opponents		367	1221	8	55	281	3112	22	83	281	470	13	3112	22	83	34	648	0	31	16	184	1	69	4333

South Alabama Averages

Games	Avg/ rush	Avg/ catch	Pass effic	KR avg	PR avg	All purpose avg/game	Total offense avg/game
13	4.0	12.0	145.9	22.4	8.8	494.9	424.4

Date	Opponent	Tackles			Sacks no-yds	Fumble ff fr-yds	Pass Defense			blkd kick	PAT attempts			off				
		ua	a	total			tfl-yds	int-yds	qbh		brup	kick	rush	rcv	saf	t/o	pts	
09/03/2022	Nicholls	28	32	60	3.0-19	0-0	0	1-0	1-4	7	1	0	6-6	0	0	0	3	48
09/10/2022	at Central Mich.	37	20	57	6.0-27	3-18	1	1-0	0-0	0	6	0	3-4	0	1	0	7	38
09/17/2022	at UCLA	51	12	63	1.0-1	0-0	1	2-0	0-0	1	1	0	4-4	0	0	0	14	31
09/24/2022	Louisiana Tech	33	28	61	9.0-48	4-35	1	1-0	4-24	1	7	0	5-5	0	0	0	7	38
10/01/2022	at Louisiana	33	34	67	4.0-18	1-12	2	1-0	2-51	3	1	0	2-2	0	0	0	0	20
10/15/2022	ULM	32	26	58	6.0-29	3-23	0	0-0	1-6	1	2	0	5-5	0	0	0	7	41
10/20/2022	Troy	40	26	66	8.0-31	4-21	0	0-0	1-0	2	0	0	0-0	0	0	0	0	6
10/29/2022	at Arkansas St.	34	20	54	11.0-59	4-43	2	1-0	0-0	6	4	1	3-3	0	1	1	7	31
11/05/2022	at Ga. Southern	30	22	52	6.0-18	1-7	0	0-0	1-0	3	2	1	5-5	0	0	0	0	38
11/12/2022	Texas St.	45	4	49	11.0-34	3-20	0	0-0	1-15	1	3	0	5-5	0	0	0	7	38
11/19/2022	at Southern Miss.	24	52	76	9.0-24	2-11	0	0-0	1-14	4	1	0	3-3	0	0	0	0	27
11/26/2022	Old Dominion	40	10	50	5.0-28	3-26	1	0-0	0-0	4	6	0	3-3	0	0	0	0	27
12/21/2022	vs Western Ky.	47	18	65	3.0-5	0-0	0	0-0	1-0	0	6	0	2-3	0	0	0	3	23
South Alabama		474	304	778	82.0-341	28-216	8	7-0	13-114	33	40	2	46-48	0	2	1	55	406
Opponents		501	474	975	62.0-232	26-161	6	4-0	12-120	29	44	0	29-29	0	1	0	30	277

Date	Opponent	Punting							Field Goals			Kickoffs						
		no.	yds	avg	long	blkd	tb	fc	50+	i20	md-att	long	blkd	no.	yds	avg	tb	ob
09/03/2022	Nicholls	6	246	41.0	58	0	0	0	1	4	2-2	48	0	9	538	59.8	2	0
09/10/2022	at Central Mich.	5	225	45.0	50	0	0	1	1	1	1-1	36	0	7	391	55.9	2	1
09/17/2022	at UCLA	2	96	48.0	52	0	1	0	1	0	1-1	38	0	6	333	55.5	0	0
09/24/2022	Louisiana Tech	4	170	42.5	51	0	0	0	1	2	1-1	24	0	7	453	64.7	4	0
10/01/2022	at Louisiana	5	200	40.0	51	0	0	0	1	2	2-2	43	0	4	251	62.8	2	0
10/15/2022	ULM	4	147	36.8	39	0	1	3	0	1	2-2	34	0	8	498	62.3	5	0
10/20/2022	Troy	7	291	41.6	51	0	0	4	1	2	2-2	41	0	2	125	62.5	1	0
10/29/2022	at Arkansas St.	8	342	42.8	49	0	0	1	0	2	0-0	0	0	5	308	61.6	2	0
11/05/2022	at Ga. Southern	3	137	45.7	49	0	0	0	0	0	1-1	29	0	7	399	57.0	1	0
11/12/2022	Texas St.	5	214	42.8	52	0	0	1	1	2	1-2	35	0	7	406	58.0	3	0
11/19/2022	at Southern Miss.	2	94	47.0	56	0	0	1	1	0	2-2	49	0	5	325	65.0	4	0
11/26/2022	Old Dominion	2	106	53.0	53	0	1	0	2	0	2-2	46	0	6	390	65.0	3	0



2022-23 South Alabama Football
 Team Game-by-Game
 All games

Date	Opponent	Punting										Field Goals			Kickoffs			
		no.	yds	avg	long	blkd	tb	fc	50+	i20	md-att	long	blkd	no.	yds	avg	tb	ob
12/21/2022	vs Western Ky.	4	187	46.8	55	0	1	3	2	0	1-1	30	0	4	252	63.0	2	0
South Alabama		57	2455	43.1	58	0	4	14	12	16	18-19	49	0	77	4669	60.6	31	1
Opponents		67	2864	42.7	65	1	4	14	13	25	18-24	51	1	59	3465	58.7	23	3



**2022-23 South Alabama Football
Overall Team Statistics
All games**

Team Statistics

	USA	OPP
Scoring	406	277
Points per game	31.2	21.3
Points Off Turnovers	55	30
First Downs	292	242
Rushing	108	77
Passing	167	128
Penalty	17	37
Rushing Yardage	2038	1221
Yards gained rushing	2293	1574
Yards lost rushing	255	353
Rushing attempts	505	367
Average per rush	4.0	3.3
Average per game	156.8	93.9
TDs Rushing	19	8
Passing Yardage	3479	3112
Comp-Att-Int	290-446-12	281-470-13
Average per pass	7.8	6.6
Average per catch	12.0	11.1
Average per game	267.6	239.4
TDs Passing	28	22
Total offense	5517	4333
Total plays	951	837
Average per play	5.8	5.2
Average per game	424.4	333.3
Kick returns: #-Yards	26-583	34-648
Punt returns: #-Yards	25-220	16-184
Int returns: #-Yards	13-114	12-120
Kick return average	22.4	19.1
Punt return average	8.8	11.5
Int return average	8.8	10.0
Fumbles-Lost	11-4	12-7
Penalties-Yards	101-935	67-638
Average per game	71.9	49.1
Punts-Yards	57-2455	67-2864
Average per punt	43.1	42.7
Net punt average	38.4	38.3
Kickoffs-Yards	77-4669	59-3465
Average per kick	60.6	58.7
Net kick average	40.5	38.6
Time of possession / game	32:06	27:34
3rd-down conversion	83/194	55/177
3rd-down pct	43%	31%
4rd-down conversion	17/29	15/25



2022-23 South Alabama Football
Overall Team Statistics
All games

	USA	OPP
4rd-down pct	59%	60%
Sacks by-Yards	28-216	26-161
Misc Yards	0	0
Touchdowns scored	50	32
Field goals - attempts	18-19	18-24
On-Side kicks	0-1	0-4
Red-zone scores	(45-53) 85%	(32-42) 76%
Red-zone touchdowns	(33-53) 62%	(18-42) 43%
PAT-attempts	(46-48) 96%	(29-29) 100%
2-point conversion-attempts	(2-2) 100%	(1-3) 33%
Attendance	99874	120050
Games / Avg per game	6/16646	6/20008
Neutral site games	-	1/13456

Score by Periods

Team	1st	2nd	3rd	4th	OT	TOT
South Alabama	105	93	105	103	0	406
Opponents	82	70	41	84	0	277



**2022-23 South Alabama Football
Overall Defense Statistics
All games**

Team Defense

##	Player	gp	Tackles				tfl/yds	Sacks	Pass defense			Fumbles		blkd	
			ua	a	tot	no-yds		int-yds	brup	qbh	fr-yds	ff	kick	saf	
2	Jaden Voisin	13	43	36	79	6-25	.	2-44	5	3	1-0	1	.	.	
22	Trey Kiser	13	56	20	76	11-40	2-20	.	1	1	1-0	.	.	.	
4	James Miller	13	39	29	68	5.5-24	2.5-18	.	3	2	
1	Jalen Jordan	13	38	21	59	1-1	.	.	.	1	
8	Yam Banks	13	35	15	50	6-17	1-5	6-30	11	5	1-0	.	.	.	
11	Jamie Sheriff	13	19	24	43	7.5-53	6-50	.	2	4	.	1	.	.	
18	Darrell Luter Jr.	13	29	13	42	0.5-0	.	1-21	7	1	
9	Ke'Shun Brown	13	24	15	39	.	.	2-15	1	2	.	2	.	.	
14	CJ Rias	12	23	13	36	11-37	4-21	.	1	3	.	1	.	.	
99	Wy'Kevious Thomas	13	15	20	35	5-30	3-27	1	.	.	
7	Marquise Robinson	11	15	13	28	.	.	.	2	
13	CJ Thompson	11	15	6	21	1-3	.	1-0	1	
30	Charles Coleman III	12	11	9	20	5.5-12	1.5-7	.	.	3	.	.	1	.	
3	A.J. DeShazor Jr.	11	13	5	18	2-11	1-9	1-4	.	1	
10	Quentin Wilfawn	4	14	4	18	1.5-3	.	.	.	1	
95	Brock Higdon	13	11	7	18	8-38	4-30	.	1	2	1-0	.	.	.	
45	Ed Smith IV	7	9	6	15	1.5-10	1-8	.	.	.	1-0	1	.	.	
6	Jamar Richardson	10	12	2	14	2-5	.	.	4	
20	Lamondre Brooks	8	7	4	11	1-1	1	.	.	
38	Rickey Hyatt Jr.	12	7	3	10	1	
16	Marvin Martin	7	5	4	9	1-7	.	.	1	
12	Jamall Hickbottom	9	1	8	9	0.5-0	
55	Maurice Strong Jr.	11	1	6	7	1.5-1	
48	Gi'Narious Johnson	12	4	3	7	1-11	1-11	.	.	.	1-0	.	.	.	
33	Terry Perry	11	6	1	7	
21	D.K. Bonhomme	3	3	3	6	
24	Ricky Fletcher	13	3	2	5	
25	Khalil Jacobs	11	2	2	4	1	
17	Zeke Chapman	9	3	1	4	1	1-0	.	.	.	
90	Carlos Johnson Jr.	9	2	1	3	2-12	1-10	.	.	1	
39	Dalton Hughes	10	1	1	2	
29	Christopher Wallace, Jr.	8	1	1	2	
91	Nathan Rawlins-Kibonge	3	.	2	2	
6	Jay'juan Townsend	8	1	1	2	1	.	
14	Braylon McReynolds	11	.	1	1	
15	Chrystyle Caldwell	1	.	1	1	
0	Jalen Wayne	13	1	.	1	
65	Josh McCulloch	8	1	.	1	
28	Jason Brooks	4	.	1	1	
8	DJ Thomas-Jones	12	1	.	1	
23	Tremel States-Jones	9	1	.	1	



2022-23 South Alabama Football
Overall Defense Statistics
All games

##	Player	gp	Tackles				Sacks	Pass defense			Fumbles		blkd	
			ua	a	tot	tfl/yds	no-yds	int-yds	brup	qbh	fr-yds	ff	kick	saf
71	James Robinson	8	1	.	1	
Totals		13	474	304	778	82-341	28-216	13-114	40	33	7-0	8	2	1
Opponents		13	501	474	975	62-232	26-161	12-120	44	29	4-0	6	0	0



2022-23 South Alabama Football
Team Game Highs
All games

South Alabama - Game Highs

RUSHES	56	at Ga. Southern (11/05/2022)
YARDS RUSHING	321	at Ga. Southern (11/05/2022)
YARDS PER RUSH	5.7	at Ga. Southern (11/05/2022)
TD RUSHES	4	at Ga. Southern (11/05/2022)
PASS ATTEMPTS	55	vs Western Ky. (N) (12/21/2022)
PASS COMPLETIONS	37	vs Western Ky. (N) (12/21/2022)
YARDS PASSING	420	ULM (10/15/2022)
YARDS PER PASS	12.7	ULM (10/15/2022)
TD PASSES	4	Texas St. (11/12/2022)
TOTAL PLAYS	88	at Central Mich. (09/10/2022)
TOTAL OFFENSE	615	ULM (10/15/2022)
YARDS PER PLAY	8.3	ULM (10/15/2022)
POINTS	48	Nicholls (09/03/2022)
SACKS BY	4 4 4	at Arkansas St. (10/29/2022) Troy (10/20/2022) Louisiana Tech (09/24/2022)
FIRST DOWNS	30	at Central Mich. (09/10/2022)
PENALTIES	14	Louisiana Tech (09/24/2022)
PENALTY YARDS	131	Louisiana Tech (09/24/2022)
TURNOVERS	3 3	at Southern Miss. (11/19/2022) at Ga. Southern (11/05/2022)
PUNTS	8	at Arkansas St. (10/29/2022)
PUNTING AVG	53.0	Old Dominion (11/26/2022)
LONG PUNT	58	Nicholls (09/03/2022)
PUNTS INSIDE 20	4	Nicholls (09/03/2022)
LONG PUNT RETURN	57	Louisiana Tech (09/24/2022)



2022-23 South Alabama Football
Individual Game Highs
All games

South Alabama - Individual Game Highs

RUSHES	35	La'Damian Webb at Ga. Southern (11/05/2022)
YARDS RUSHING	247	La'Damian Webb at Ga. Southern (11/05/2022)
TD RUSHES	4	La'Damian Webb at Ga. Southern (11/05/2022)
LONG RUSH	69	La'Damian Webb at Arkansas St. (10/29/2022)
PASS ATTEMPTS	53	Carter Bradley vs Western Ky. (N) (12/21/2022)
PASS COMPLETIONS	36	Carter Bradley vs Western Ky. (N) (12/21/2022)
YARDS PASSING	420	Carter Bradley vs ULM (10/15/2022)
TD PASSES	4	Carter Bradley vs Texas St. (11/12/2022)
LONG PASS	64	Carter Bradley vs ULM (10/15/2022)
RECEPTIONS	12	Caullin Lacy vs ULM (10/15/2022)
YARDS RECEIVING	153	Devin Voisin vs Western Ky. (N) (12/21/2022)
TD RECEPTIONS	2	Devin Voisin vs Texas St. (11/12/2022)
	2	Jalen Wayne vs ULM (10/15/2022)
	2	Jalen Wayne vs Nicholls (09/03/2022)
LONG RECEPTION	64	Jalen Wayne vs ULM (10/15/2022)
PUNTS	8	Jack Brooks at Arkansas St. (10/29/2022)
PUNTING AVG	53.0	Jack Brooks vs Old Dominion (11/26/2022)
LONG PUNT	58	Jack Brooks vs Nicholls (09/03/2022)
PUNTS INSIDE 20	4	Jack Brooks vs Nicholls (09/03/2022)
LONG PUNT RETURN	57	Caullin Lacy vs Louisiana Tech (09/24/2022)
LONG KICKOFF RETURN	49	Caullin Lacy vs ULM (10/15/2022)
TACKLES	17	Jaden Voisin at Southern Miss. (11/19/2022)
SACKS	1.5	Jamie Sheriff at Arkansas St. (10/29/2022)
	1.5	Charles Coleman III vs Troy (10/20/2022)
	1.5	Jamie Sheriff vs Troy (10/20/2022)
TACKLES FOR LOSS	3	Trey Kiser vs Texas St. (11/12/2022)



**2022-23 South Alabama Football
Individual Statistics
All games**

Rushing

Player	gp	att	gain	loss	net	avg	td	lg	avg/g
La'Damian Webb	12	210	1094	27	1067	5.1	13	69	88.9
Braylon McReynolds	11	59	331	5	326	5.5	0	64	29.6
Marco Lee Jr.	13	67	252	5	247	3.7	4	32	19.0
Omni Wells	13	57	249	7	242	4.2	0	44	18.6
Terrion Avery	3	21	83	1	82	3.9	0	14	27.3
Carter Bradley	13	68	207	142	65	1.0	2	18	5.0
Todd Justice	11	2	34	0	34	17.0	0	30	3.1
Desmond Trotter	5	6	41	14	27	4.5	0	18	5.4
Caullin Lacy	13	1	2	0	2	2.0	0	2	0.2
Tanner McGee	1	1	0	11	-11	-11.0	0	0	-11.0
Team	13	12	0	43	-43	-3.6	0	0	-3.3
Total	13	505	2293	255	2038	4.0	19	69	156.8
Opponents	13	367	1574	353	1221	3.3	8	55	93.9

Passing

Player	gp	effic	comp-att-int	pct	yds	td	lg	avg/g
Carter Bradley	13	146.7	275-425-12	64.7	3335	28	64	256.5
Desmond Trotter	5	135.5	15-20-0	75.0	144	0	30	28.8
Team	13	0.0	0-1-0	0.0	0	0	0	0.0
Total	13	145.9	290-446-12	65.0	3479	28	64	267.6
Opponents	13	125.3	281-470-13	59.8	3112	22	83	239.4

Receiving

Player	gp	no.	yds	avg	td	lg	avg/g
Devin Voisin	13	64	867	13.5	5	47	66.7
Caullin Lacy	13	64	812	12.7	6	44	62.5
Jalen Wayne	13	58	817	14.1	9	64	62.8
DJ Thomas-Jones	12	24	227	9.5	3	19	18.9
La'Damian Webb	12	21	213	10.1	2	28	17.8
Braylon McReynolds	11	21	226	10.8	1	33	20.5
Omni Wells	13	14	73	5.2	0	17	5.6
Lincoln Sefcik	12	13	111	8.5	1	24	9.3
Jay'juan Townsend	8	4	62	15.5	0	30	7.8
Jacob Hopper	10	2	21	10.5	0	13	2.1
Jamaal Pritchett	8	2	24	12.0	0	12	3.0
Terrion Avery	3	1	14	14.0	0	14	4.7
Todd Justice	11	1	15	15.0	0	15	1.4
Christian Wortham	6	1	-3	-3.0	0	0	-0.5
Total	13	290	3479	12.0	28	64	267.6
Opponents	13	281	3112	11.1	22	83	239.4

Punt Returns

Player	no.	yds	avg	td	lg
Caullin Lacy	22	184	8.4	1	57
Jamaal Pritchett	2	25	12.5	0	20
Braylon McReynolds	1	11	11.0	0	11
Total	25	220	8.8	1	57
Opponents	16	184	11.5	1	69

Interceptions

Player	no.	yds	avg	td	lg
Yam Banks	6	30	5.0	1	24
Jaden Voisin	2	44	22.0	0	30
Ke'Shun Brown	2	15	7.5	1	15
A.J. DeShazor Jr.	1	4	4.0	0	4
CJ Thompson	1	0	0.0	0	0
Darrell Luter Jr.	1	21	21.0	0	21
Total	13	114	8.8	2	30
Opponents	12	120	10.0	1	46

Kick Returns

Player	no.	yds	avg	td	lg
Braylon McReynolds	16	369	23.1	0	38
Caullin Lacy	5	157	31.4	0	49
Todd Justice	2	19	9.5	0	17
Bryan Hill	1	12	12.0	0	12
Omni Wells	1	13	13.0	0	13
Jamaal Pritchett	1	13	13.0	0	13
Total	26	583	22.4	0	49
Opponents	34	648	19.1	0	31

Fumble Returns

Player	no.	yds	avg	td	lg
Jaden Voisin	1	0	0.0	0	0
Gi'Narious Johnson	1	0	0.0	0	0
Brock Higdon	1	0	0.0	0	0
Yam Banks	1	0	0.0	0	0
Zeke Chapman	1	0	0.0	0	0
Trey Kiser	1	0	0.0	0	0
Ed Smith IV	1	0	0.0	0	0
Total	7	0	0.0	0	0
Opponents	4	0	0.0	0	0



**2022-23 South Alabama Football
Individual Statistics
All games**

Scoring

Player	td	fg	PAT				dxp	saf	pts
			kick	rush	rcv	pass			
Diego Guajardo	-	18-19	46-48	-	-	-	-	-	100
La'Damian Webb	15	-	-	-	-	-	-	-	90
Jalen Wayne	9	-	-	-	-	-	-	-	54
Caullin Lacy	7	-	-	-	-	-	-	-	42
Devin Voisin	5	-	-	-	1	-	-	-	32
Marco Lee Jr.	4	-	-	-	-	-	-	-	24
DJ Thomas-Jones	3	-	-	-	1	-	-	-	20
Carter Bradley	3	-	-	-	-	2	-	-	18
Ke'Shun Brown	1	-	-	-	-	-	-	-	6
Yam Banks	1	-	-	-	-	-	-	-	6
Lincoln Sefcik	1	-	-	-	-	-	-	-	6
Braylon McReynolds	1	-	-	-	-	-	-	-	6
Total	50	18-19	46-48	0	2	2	0	1	406
Opponents	32	18-24	29-29	0	1	1	0	0	277

Field Goals

Player	fg	pct.	01-19	20-29	30-39	40-49	50-99	lg	blk
Diego Guajardo	18-19	94.7	0-0	5-5	8-9	5-5	0-0	49	0
Opponents	18-24	75.0	1-1	6-7	6-9	3-4	2-3	51	1

FG Sequence

Team Name	South Alabama	Opponents
Nicholls	(39),(48)	
Central Mich.	(36)	(48),36
UCLA	(38)	(38),(49),(28),(24)
Louisiana Tech	(24)	
Louisiana	(38),(43)	29,41,(51)
ULM	(34),(29)	(24),(40)
Troy	(41),(32)	37,(51)
Ga. Southern	(29)	(22),52
Texas St.	(35),37	
Southern Miss.	(27),(49)	(22),(36)
Old Dominion	(23),(46)	(33),(18)
Western Ky.	(30)	34,(23),(31),(31)
Arkansas St.		(32)

Numbers in (parentheses) indicate field goal was made

Total Offense

Player	g	plays	rush	pass	total	avg/g
Carter Bradley	13	493	65	3335	3400	261.5
La'Damian Webb	12	210	1067	0	1067	88.9
Braylon McReynolds	11	59	326	0	326	29.6
Marco Lee Jr.	13	67	247	0	247	19.0
Omni Wells	13	57	242	0	242	18.6
Desmond Trotter	5	26	27	144	171	34.2
Terrion Avery	3	21	82	0	82	27.3
Todd Justice	11	2	34	0	34	3.1
Caullin Lacy	13	1	2	0	2	0.2
Tanner McGee	1	1	-11	0	-11	-11.0
Team	13	0	-43	0	-43	-3.3
Total	13	951	2038	3479	5517	424.4
Opponents	13	837	1221	3112	4333	333.3

Punting

Player	no.	yds	avg	lg	tb	fc	i20	50+	blk
Jack Brooks	57	2455	43.1	58	4	14	16	12	0
Total	57	2455	43.1	58	4	14	16	12	0
Opponents	67	2864	42.7	65	4	14	25	13	1

Kickoffs

Player	no.	yds	avg	tb	ob	retn	net	ydIn
Jacob Meeks	75	4553	60.7	30	1			
Diego Guajardo	2	116	58.0	1	0			
Total	77	4669	60.6	31	1	35	40.5	24
Opponents	59	3465	58.7	23	3	27	38.6	26



2022-23 South Alabama Football
Individual Statistics
All games

All Purpose

Player	g	rush	rcv	pr	kr	ir	total	avg/g
La'Damian Webb	12	1067	213	0	0	0	1280	106.7
Caullin Lacy	13	2	812	184	157	0	1155	88.8
Braylon McReynolds	11	326	226	11	369	0	932	84.7
Devin Voisin	13	0	867	0	0	0	867	66.7
Jalen Wayne	13	0	817	0	0	0	817	62.8
Omni Wells	13	242	73	0	13	0	328	25.2
Marco Lee Jr.	13	247	0	0	0	0	247	19.0
DJ Thomas-Jones	12	0	227	0	0	0	227	18.9
Lincoln Sefcik	12	0	111	0	0	0	111	9.3
Terrion Avery	3	82	14	0	0	0	96	32.0
Todd Justice	11	34	15	0	19	0	68	6.2
Carter Bradley	13	65	0	0	0	0	65	5.0
Jay'juan Townsend	8	0	62	0	0	0	62	7.8
Jamaal Pritchett	8	0	24	25	13	0	62	7.8
Jaden Voisin	13	0	0	0	0	44	44	3.4
Yam Banks	13	0	0	0	0	30	30	2.3
Desmond Trotter	5	27	0	0	0	0	27	5.4
Jacob Hopper	10	0	21	0	0	0	21	2.1
Darrell Luter Jr.	13	0	0	0	0	21	21	1.6
Ke'Shun Brown	13	0	0	0	0	15	15	1.2
Bryan Hill	4	0	0	0	12	0	12	3.0
A.J. DeShazor Jr.	11	0	0	0	0	4	4	0.4
Christian Wortham	6	0	-3	0	0	0	-3	-0.5
Tanner McGee	1	-11	0	0	0	0	-11	-11.0
Team	13	-43	0	0	0	0	-43	-3.3
Total	13	2038	3479	220	583	114	6434	494.9
Opponents	13	1221	3112	184	648	120	5285	406.5



2022-23 South Alabama Football Combined Team Statistics All games

Team Results

Date	Opponent		Score	Att.
09/03/2022	Nicholls	W	48-7	15101
09/10/2022	at Central Mich.	W	38-24	17205
09/17/2022	at UCLA	L	31-32	29344
09/24/2022	Louisiana Tech	W	38-14	17939
* 10/01/2022	at Louisiana	W	20-17	20671
* 10/15/2022	ULM	W	41-34	15459
* 10/20/2022	Troy	L	6-10	25450
* 10/29/2022	at Arkansas St.	W	31-3	11714
* 11/05/2022	at Ga. Southern	W	38-31	17084
* 11/12/2022	Texas St.	W	38-21	14518
* 11/19/2022	at Southern Miss.	W	27-20	24032
* 11/26/2022	Old Dominion	W	27-20	11407
12/21/2022	vs Western Ky.	L	23-44	13456

Game Records

Record	Overall	Home	Away	Neutral
ALL GAMES	10-3	5-1	5-1	0-1
CONFERENCE	7-1	3-1	4-0	0-0
NON-CONFERENCE	3-2	2-0	1-1	0-1

Rushing

Player	gp	att	gain	loss	net	avg	td	lg	avg/g
La'Damian Webb	12	210	1094	27	1067	5.1	13	69	88.9
Braylon McReynolds	11	59	331	5	326	5.5	0	64	29.6
Marco Lee Jr.	13	67	252	5	247	3.7	4	32	19.0
Omni Wells	13	57	249	7	242	4.2	0	44	18.6
Terrion Avery	3	21	83	1	82	3.9	0	14	27.3
Carter Bradley	13	68	207	142	65	1.0	2	18	5.0
Todd Justice	11	2	34	0	34	17.0	0	30	3.1
Desmond Trotter	5	6	41	14	27	4.5	0	18	5.4
Caullin Lacy	13	1	2	0	2	2.0	0	2	0.2
Tanner McGee	1	1	0	11	-11	-11.0	0	0	-11.0
Team	13	12	0	43	-43	-3.6	0	0	-3.3
Total	13	505	2293	255	2038	4.0	19	69	156.8
Opponents	13	367	1574	353	1221	3.3	8	55	93.9

Passing

Player	gp	effic	comp-att-int	pct	yds	td	lg	avg/g
Carter Bradley	13	146.7	275-425-12	64.7	3335	28	64	256.5
Desmond Trotter	5	135.5	15-20-0	75.0	144	0	30	28.8
Team	13	0.0	0-1-0	0.0	0	0	0	0.0
Total	13	145.9	290-446-12	65.0	3479	28	64	267.6
Opponents	13	125.3	281-470-13	59.8	3112	22	83	239.4

Receiving

Player	gp	no.	yds	avg	td	lg	avg/g
Devin Voisin	13	64	867	13.5	5	47	66.7
Caullin Lacy	13	64	812	12.7	6	44	62.5
Jalen Wayne	13	58	817	14.1	9	64	62.8
DJ Thomas-Jones	12	24	227	9.5	3	19	18.9
La'Damian Webb	12	21	213	10.1	2	28	17.8
Braylon McReynolds	11	21	226	10.8	1	33	20.5
Omni Wells	13	14	73	5.2	0	17	5.6
Lincoln Sefcik	12	13	111	8.5	1	24	9.3
Jay'juan Townsend	8	4	62	15.5	0	30	7.8
Jacob Hopper	10	2	21	10.5	0	13	2.1
Jamaal Pritchett	8	2	24	12.0	0	12	3.0
Terrion Avery	3	1	14	14.0	0	14	4.7
Todd Justice	11	1	15	15.0	0	15	1.4
Christian Wortham	6	1	-3	-3.0	0	0	-0.5
Total	13	290	3479	12.0	28	64	267.6
Opponents	13	281	3112	11.1	22	83	239.4

Team Statistics

	USA	OPP
First Downs	292	242
Rushing	108	77
Passing	167	128
Penalty	17	37
Rushing Yardage	2038	1221
Rushing attempts	505	367
Average per rush	4.0	3.3
Average per game	156.8	93.9
TDs Rushing	19	8
Passing Yardage	3479	3112
Comp-Att-Int	290-446-12	281-470-13
Average per pass	7.8	6.6
Average per catch	12.0	11.1
Average per game	267.6	239.4
TDs Passing	28	22
Total offense	5517	4333
Average per play	5.8	5.2
Average per game	424.4	333.3
Kick returns: #-Yards	26-583	34-648
Punt returns: #-Yards	25-220	16-184
Int returns: #-Yards	13-114	12-120
Fumbles-Lost	11-4	12-7
Penalties-Yards	101-935	67-638
Punts-Avg	57-43.1	67-42.7
Time of possession / game	32:06	27:34
3rd-down conversion	83/194	55/177
4rd-down conversion	17/29	15/25
PAT-attempts	(46-48) 96%	(29-29) 100%
2-point conversion-attempts	(2-2) 100%	(1-3) 33%

Interceptions

Player	no.	yds	avg	td	lg
Yam Banks	6	30	5.0	1	24
Jaden Voisin	2	44	22.0	0	30
Ke'Shun Brown	2	15	7.5	1	15
A.J. DeShazor Jr.	1	4	4.0	0	4
CJ Thompson	1	0	0.0	0	0
Darrell Luter Jr.	1	21	21.0	0	21
Total	13	114	8.8	2	30
Opponents	12	120	10.0	1	46



2022-23 South Alabama Football Combined Team Statistics All games

Field Goals

Player	fg	pct.	01-19	20-29	30-39	40-49	50-99	lg	blk
Diego Guajardo	18-19	94.7	0-0	5-5	8-9	5-5	0-0	49	0
Opponents	18-24	75.0	1-1	6-7	6-9	3-4	2-3	51	1

Scoring

Player	td	fg	PAT						pts
			kick	rush	rcv	pass	dxp	saf	
Diego Guajardo	-	18-19	46-48	-	-	-	-	-	100
La'Damian Webb	15	-	-	-	-	-	-	-	90
Jalen Wayne	9	-	-	-	-	-	-	-	54
Caullin Lacy	7	-	-	-	-	-	-	-	42
Devin Voisin	5	-	-	-	1	-	-	-	32
Marco Lee Jr.	4	-	-	-	-	-	-	-	24
DJ Thomas-Jones	3	-	-	-	1	-	-	-	20
Carter Bradley	3	-	-	-	-	2	-	-	18
Ke'Shun Brown	1	-	-	-	-	-	-	-	6
Yam Banks	1	-	-	-	-	-	-	-	6
Lincoln Sefcik	1	-	-	-	-	-	-	-	6
Braylon McReynolds	1	-	-	-	-	-	-	-	6
Total	50	18-19	46-48	0	2	2	0	1	406
Opponents	32	18-24	29-29	0	1	1	0	0	277

Score by Periods

Team	1st	2nd	3rd	4th	OT	TOT
South Alabama	105	93	105	103	0	406
Opponents	82	70	41	84	0	277

Punting

Player	no.	yds	avg	lg	tb	fc	i20	50+	blk
Jack Brooks	57	2455	43.1	58	4	14	16	12	0
Total	57	2455	43.1	58	4	14	16	12	0
Opponents	67	2864	42.7	65	4	14	25	13	1

Punt Returns

Player	no.	yds	avg	td	lg
Caullin Lacy	22	184	8.4	1	57
Jamaal Pritchett	2	25	12.5	0	20
Braylon McReynolds	1	11	11.0	0	11
Total	25	220	8.8	1	57
Opponents	16	184	11.5	1	69

Kick Returns

Player	no.	yds	avg	td	lg
Braylon McReynolds	16	369	23.1	0	38
Caullin Lacy	5	157	31.4	0	49
Todd Justice	2	19	9.5	0	17
Bryan Hill	1	12	12.0	0	12
Omni Wells	1	13	13.0	0	13
Jamaal Pritchett	1	13	13.0	0	13
Total	26	583	22.4	0	49
Opponents	34	648	19.1	0	31

All Purpose

Player	g	rush	rcv	pr	kr	ir	total	avg/g
La'Damian Webb	12	1067	213	0	0	0	1280	106.7
Caullin Lacy	13	2	812	184	157	0	1155	88.8
Braylon McReynolds	11	326	226	11	369	0	932	84.7
Devin Voisin	13	0	867	0	0	0	867	66.7
Jalen Wayne	13	0	817	0	0	0	817	62.8
Omni Wells	13	242	73	0	13	0	328	25.2
Marco Lee Jr.	13	247	0	0	0	0	247	19.0
DJ Thomas-Jones	12	0	227	0	0	0	227	18.9
Lincoln Sefcik	12	0	111	0	0	0	111	9.3
Terrion Avery	3	82	14	0	0	0	96	32.0
Todd Justice	11	34	15	0	19	0	68	6.2
Carter Bradley	13	65	0	0	0	0	65	5.0
Jay'juan Townsend	8	0	62	0	0	0	62	7.8
Jamaal Pritchett	8	0	24	25	13	0	62	7.8
Jaden Voisin	13	0	0	0	0	44	44	3.4
Yam Banks	13	0	0	0	0	30	30	2.3
Desmond Trotter	5	27	0	0	0	0	27	5.4
Jacob Hopper	10	0	21	0	0	0	21	2.1
Darrell Luter Jr.	13	0	0	0	0	21	21	1.6
Ke'Shun Brown	13	0	0	0	0	15	15	1.2
Bryan Hill	4	0	0	0	12	0	12	3.0
A.J. DeShazor Jr.	11	0	0	0	0	4	4	0.4
Christian Wortham	6	0	-3	0	0	0	-3	-0.5
Tanner McGee	1	-11	0	0	0	0	-11	-11.0
Total	13	2038	3479	220	583	114	6434	494.9
Opponents	13	1221	3112	184	648	120	5285	406.5

Total Offense

Player	g	plays	rush	pass	total	avg/g
Carter Bradley	13	493	65	3335	3400	261.5
La'Damian Webb	12	210	1067	0	1067	88.9
Braylon McReynolds	11	59	326	0	326	29.6
Marco Lee Jr.	13	67	247	0	247	19.0
Omni Wells	13	57	242	0	242	18.6
Desmond Trotter	5	26	27	144	171	34.2
Terrion Avery	3	21	82	0	82	27.3
Todd Justice	11	2	34	0	34	3.1
Caullin Lacy	13	1	2	0	2	0.2
Tanner McGee	1	1	-11	0	-11	-11.0
Total	13	951	2038	3479	5517	424.4
Opponents	13	837	1221	3112	4333	333.3

Team Defense

##	Player	gp	Tackles			tfl/yds	Sacks no-yds	Pass defense		Fumbles		blkd	
			ua	a	tot			int-yds	brup qbh	fr-yds	ff	kick	saf
2	Jaden Voisin	13	43	36	79	6-25	.	2-44	5	3	1-0	1	.
22	Trey Kiser	13	56	20	76	11-40	2-20	.	1	1	1-0	.	.



**2022-23 South Alabama Football
Combined Team Statistics
All games**

##	Player	gp	Tackles				tfl/yds	Sacks no-yds	Pass defense			Fumbles		blkd	
			ua	a	tot				int-yds	brup	qbh	fr-yds	ff	kick	saf
4	James Miller	13	39	29	68	5.5-24	2.5-18	.	3	2	
1	Jalen Jordan	13	38	21	59	1-1	.	.	.	1	
8	Yam Banks	13	35	15	50	6-17	1-5	6-30	11	5	1-0	.	.	.	
11	Jamie Sheriff	13	19	24	43	7.5-53	6-50	.	2	4	.	1	.	.	
18	Darrell Luter Jr.	13	29	13	42	0.5-0	.	1-21	7	1	
9	Ke'Shun Brown	13	24	15	39	.	.	2-15	1	2	.	2	.	.	
14	CJ Rias	12	23	13	36	11-37	4-21	.	1	3	.	1	.	.	
99	Wy'Kevious Thomas	13	15	20	35	5-30	3-27	1	.	.	
7	Marquise Robinson	11	15	13	28	.	.	.	2	
13	CJ Thompson	11	15	6	21	1-3	.	1-0	1	
30	Charles Coleman III	12	11	9	20	5.5-12	1.5-7	.	.	3	.	.	1	.	
3	A.J. DeShazor Jr.	11	13	5	18	2-11	1-9	1-4	.	1	
95	Brock Higdon	13	11	7	18	8-38	4-30	.	1	2	1-0	.	.	.	
10	Quentin Wilfawn	4	14	4	18	1.5-3	.	.	.	1	
45	Ed Smith IV	7	9	6	15	1.5-10	1-8	.	.	.	1-0	1	.	.	
6	Jamar Richardson	10	12	2	14	2-5	.	.	4	
20	Lamondre Brooks	8	7	4	11	1-1	1	.	.	
38	Rickey Hyatt Jr.	12	7	3	10	1	
12	Jamall Hickbottom	9	1	8	9	0.5-0	
16	Marvin Martin	7	5	4	9	1-7	.	.	1	
55	Maurice Strong Jr.	11	1	6	7	1.5-1	
48	Gi'Narious Johnson	12	4	3	7	1-11	1-11	.	.	.	1-0	.	.	.	
33	Terry Perry	11	6	1	7	
21	D.K. Bonhomme	3	3	3	6	
24	Ricky Fletcher	13	3	2	5	
17	Zeke Chapman	9	3	1	4	1	1-0	.	.	.	
25	Khalil Jacobs	11	2	2	4	1	
90	Carlos Johnson Jr.	9	2	1	3	2-12	1-10	.	.	1	
91	Nathan Rawlins-Kibonge	3	.	2	2	
6	Jay'juan Townsend	8	1	1	2	1	.	
39	Dalton Hughes	10	1	1	2	
29	Christopher Wallace, Jr.	8	1	1	2	
0	Jalen Wayne	13	1	.	1	
65	Josh McCulloch	8	1	.	1	
71	James Robinson	8	1	.	1	
8	DJ Thomas-Jones	12	1	.	1	
28	Jason Brooks	4	.	1	1	
14	Braylon McReynolds	11	.	1	1	
15	Chrystyle Caldwell	1	.	1	1	
23	Tremel States-Jones	9	1	.	1	
Totals		13	474	304	778	82-341	28-216	13-114	40	33	7-0	8	2	1	
Opponents		13	501	474	975	62-232	26-161	12-120	44	29	4-0	6	0	0	