



# **Fall Tree & Shrub Sale**

## **2023 CATALOG**

lorem ipsum

**Edibles, Natives & MORE**

**norfolk botanical garden**



Your support is greatly appreciated.  
As a non-profit organization, the funds from this sale  
are used to help us fulfill our mission:

**IMMERSE** visitors in a world of beauty  
**LEAD** through environmental action  
**INSPIRE** through education and connection to nature



**“The best time to plant a tree was 20 years ago.  
The second best time is now.”**

**-Chinese Proverb**

# Contents

- ii. Contents*
- iii. Event Information*
- iv. Key*
- v. Plant Highlights*

## Plants for Sale:

Click on Title to Jump a Specific Section

<i>Shade Trees.....</i>	<i>1</i>
<i>Ornamental Flowering Trees.....</i>	<i>11</i>
<i>Shrubs for Shade.....</i>	<i>17</i>
<i>Hydrangeas.....</i>	<i>21</i>
<i>Rhododendrons and Azaleas.....</i>	<i>24</i>
<i>Shrubs for sun.....</i>	<i>32</i>
<i>Ornamental Grasses.....</i>	<i>44</i>
<i>Edible Trees and Shrubs.....</i>	<i>45</i>

## Bonus Material:

<i>How to Plant a Tree.....</i>	<i>8</i>
<i>Pruning Tips.....</i>	<i>43</i>
<i>Blueberry Vinaigrette Pasta Salad.....</i>	<i>45</i>

# Fall Tree and Shrub Sale

## In-Person in front of Baker Hall Visitor Center

- Saturday 10/28 and Sunday 10/29, 10:00 a.m. to 4:00 p.m
- *Members get exclusive early access on Friday 10/27*  
NBG members receive 10% off their purchases all three days.  
[Become a member today!](#)



Our horticulture department is the backbone of the garden, many of whom play a role in our fall and spring plant sales. Whether its dividing plants from the garden to sell; determining what to buy; looking after the thousands of plants we sell every year in our nursery and greenhouse; helping guests at our in-person events; and much, much more, everyone in horticulture plays a crucial role in putting quality plants in the hands of our community. You'll see many of us at this year's sale, ready to help.

## We can't wait to see you!



# Key



-  Coastal VA Native
-  VA Native
-  US Native
-  Fragrant
-  Drought Tolerant
-  Wet Tolerant
-  Salt Tolerant
-  Edible
-  Attracts Insect Pollinators
-  Attracts Butterflies
-  Attracts Birds
-  Attracts Hummingbirds
-  Deer Resistant

Categories
Shade Trees
Ornamentals
Shade Shrubs
Sun Shrubs
Grasses
Edibles



*Genus species 'Cultivar'*

**Common Name** description.

**\$Price (subject to change)**

**\$red price = clearance**

USDA Zones

Mature height (T) and width (W)

Current (#gallon) pot size and dimensions

# Selected Highlights from Our Horticulture Staff

Dakayla and Tulip Poplars: *"Being an Indiana native, tulip poplars are a landscape staple as the state tree. One of my favorite things about them is their distinct leaf shape, looking more like a cat's head to me than the namesake tulip. Seeing them here in Virginia brings a sense of home that I love. Having them in your landscape will bring year-round appeal between the orange banded flowers of spring, golden fall foliage, and persistent winter cones."* See page 3 for growing info and more.



Michelle and Persimmons: *"I am excited that we will be offering the native persimmon for our plant sale because of its value to wildlife. The persimmon tree hosts nearly 50 species of butterflies and moths while also being an important food source for raccoons, foxes, bears, skunks, turkeys, and many birds. What's more, persimmon trees are easy to grow and adaptable to many growing conditions. The blocky gray bark is unique and the fruit on the tree provides an interesting aesthetic affect when it sometimes persists after the leaves have fallen for the season."*

Scott and American Hornbeam: *Carpinus caroliniana* is a beautiful native understory tree with a smaller stature and slower growth rate, making it a great addition to a smaller yard or a space that is already shaded by nearby large trees. Native to stream banks and maritime forests, it can handle periodic flooding and will tolerate varied soil conditions, but prefers well-draining, slightly acidic soils. The amazing bark and trunk structure coupled with lovely dark green ovate leaves that showcase multiple shades of fall color make this tree really stand out in the landscape. The winged nutlets that develop after flowering are another eye-catching ornamental feature that also offer up good wildlife value.







# Shade Trees







*Acer rubrum* 'October Glory'

**October Glory** is one of the best cultivars of our native red maple. It is particularly known for its fall color which can be bright orange to deep red. The tree has a tall form with a dense, rounded crown and large green leaves in spring and summer. The foliage is also held on the tree longer than other varieties. This selection is a great choice to provide shade and fall color in the landscape. Prefers full sun in moist well drained soil, but is tolerant of occasional adversity. **\$40**

Zones 3-9

40-50'T x 30-40'W

Currently #5 and 6-7'



*Aesculus pavia*

**Red Buckeye** is a Coastal Virginia native small tree. It is an early spring bloomer, and its tubular red flowers are an important food source for returning hummingbirds. Plants will begin blooming at a young age, growing slowly to create small open crowned tree. Prefers shade to part shade. Leaf drop in late summer is normal. **\$12 and \$25**

Zones 4-8

12-15' T & W

Currently #1, 3-6" and young

#3, 4-8" and young



*Amelanchier arborea*

**Common Serviceberry** is a Coastal Virginia native with beautiful, fragrant white flowers in spring that produce edible, red-purple fruit in late summer to early fall. It has handsome bark and colorful fall foliage as well. The flowers and fruit make it very attractive to not only people, but also to a number of pollinators, birds, and other animals. Full sun to partial shade in moist soil, tolerant of wet and drought. **\$30**

Zones 4-9

15-25' T&W

Currently #3 and 4-5'



*Betula nigra*

**River Birch** is known for its fast growth rate and ability to withstand wet conditions. It has handsome exfoliating bark, golden yellow fall foliage, and it is a good tree for pollinators and other wildlife. Prefers full to partial sun in moist to wet soil. **\$30**

Zones 4a-9b

30-70'T x 40-60'W

Currently #3 and 4-5'




**American Hornbeam** is a Coastal Virginia native understory tree with a lot going for it; yellow-green catkins in spring; handsome bark and structure; beautiful fall foliage; and edible nuts that attract wildlife. It is also a host plant for several butterfly species. Prefers full to partial shade in moist well drained soil, but once established it can tolerate wet soil, the occasional drought, and urban conditions. **\$30**  
 Zones 3-9  
 20-30' T&W  
 Currently #3 and 7-8'




*Carpinus caroliniana*

**American Beech** is one of our forest's most imposing and sturdy trees with handsome smooth bark. The nuts it produces in the fall are edible and are a great benefit to native birds and mammals. It will grow in sun to partial shade in moist, but well drained soil, moderately salt tolerant. **\$30**  
 Zones  
 '60-80 Tx 40-80'W  
 Currently #3 and 3'



*Fagus grandifolia*

**Loblolly Bay** is an underappreciated South-eastern native evergreen tree found in moist (but not wet) areas. It features beautiful, camellia-like white flowers in the summer, attracting hummingbirds and other pollinators. Although it is largely evergreen, a few of the leaves will turn red in the fall before dropping. Plant in full sun to part shade, needs moist soil. **\$30**  
 Zones 7-9  
 30-75' T x 10-15'W  
 Currently #3, 4-5' and full



*Gordonia lasianthus*

**Yaupon Holly** is an easy to grow evergreen ideally suited to the climate in Coastal Virginia. The small white flowers open in spring, and although they are not very showy, they do attract a variety of pollinators. Female plants produce showy red berries in the fall and winter that birds and small mammals enjoy. Full sun to shade in moist to dry soil. Tolerant of heavy pruning **\$25**  
 Zones 7-9  
 10-20'T x 8-12'W  
 Currently #3 and 3-4'



*Ilex vomitoria (female)*







*Juniperus virginiana*

**Eastern Red Cedar** is an evergreen tree that slowly grows 30-40' tall by 10-20' wide. Both its wood and silvery green foliage are aromatic. Female trees have blue fruits highly valued by several bird species and small mammals. Best grown in well-drained soils in full sun, very drought and salt tolerant. **\$10 clearance**

Zones 2-9

30-40'T x 10-20' W

Currently #3 and 3'+



*Liriodendron tulipifera*

**Tulip Poplar** is one of the tallest and most beautiful natives. The showy green, yellow, and orange flowers resemble unusual tulips. The tree attracts numerous pollinators, birds, and mammals. In the fall the foliage turns a beautiful golden yellow. Plant in full sun to partial shade in moist, well-drained soil. **\$30**

Zones 4-9

70-150'T x 30-50' W

Currently #3 and 5'



*Metasequoia glyptostroboides*

**Dawn Redwood** is a living fossil and an easy to grow, deciduous conifer. In spring the new foliage is a bright green, darkening in summer, and turning a handsome russet orange in the fall before dropping. This fast growing, large tree needs some room and prefers full sun in moist soil; tolerant of wet soil and deer. **\$65**

Zones 4a-8b

75-100' T x 20-25' W

Currently #5 and 5-6'



*Nyssa sylvatica*

**Black Gum** is one of the most attractive Coastal Virginia natives. Summer leaves are a dark green with a high-gloss appearance, but the most spectacular part of this tree is the fall foliage with many shades of yellow, orange, bright red, purple or scarlet that may appear on the same branch. Bark matures to medium gray and resembles alligator hide. Fruit is bluish-black and is loved by many birds. Tolerant of wet soils, and drought once established. **\$30**

Zones 3-9

30-50' T x 20-30' W

Currently #3 and 4-5"



**White Oak** is a long-lived shade tree, and it is also an important host plant for numerous butterfly species. Its acorns are a valuable food source for wildlife. It can get 80' tall or more with wide spreading branches that form an upright, broad-rounded crown. The leaves are dark green to slightly blue-green in summer, brown and wine-red to orange-red in the fall. Plant in full sun, tolerant of different soil types, but not wet soils. **\$30**  
Zones 3-9  
80-100' T x 50-80' W  
Currently #3 and 3 ½-4'



*Quercus alba*



Did you know that white oaks can live to be over 600 years old? Along the eastern United States, finding trees this old is uncommon. However, cobblestone bridge provides views of one of our oldest (and biggest) white oaks at the garden, pictured above.





*Quercus bicolor*

**Swamp White Oak** gets its botanical name from the two-toned color of its leaves, green on top, and silvery underneath. In the fall it can turn to shades of yellow, bronze, or burgundy. Like most native oaks it is a keystone species of great value to pollinators, birds, and mammals. It prefers full sun in moist soil, it is also adaptable to occasional drought or freshwater flooding. **\$30**

Zones 4a-8b  
50-60' T&W  
Currently #3 and 4-5'



*Taxodium distichum*

**Bald Cypress** is a stately conifer common in wet areas throughout the Southeast, but can also be at home in residential settings in normal soil. Unlike most cone-bearing trees, bald-cypress is deciduous, but before its needles drop in the fall they turn a beautiful russet orange. In wet areas it produces characteristic cypress knees. This tree will adapt to a wide range of soil types, whether wet, dry, or even swampy. **\$30**

Zones 4-9  
50-70'+ 'T x 20-45' W  
Currently #3 and 4'



*Taxodium distichum* 'Falling Waters'

**'Falling Waters' Weeping Bald Cypress** has an unusual weeping habit. Unlike most cone-bearing trees, it is deciduous, but before its needles drop in the fall they turn a beautiful russet orange. The new foliage in spring is a bright fresh green. Hardy and tough, this tree will adapt to a wide range of soil types, whether wet, dry, or even swampy. Full sun to part shade. **\$130**

Zones 4-9  
10-20' T x 8-15W  
Currently #7 and 5'



*Taxodium distichum* 'Peve Minaret'

This **Dwarf Weeping Bald Cypress** is a version of our native bald cypress. It also has much denser foliage and will look like a piece of sculpture in your garden. Unlike most cone-bearing trees, bald-cypress is deciduous, but before its needles drop in the fall they turn a beautiful russet orange. The new foliage in spring is a bright fresh green. Hardy and tough, this tree will adapt to a wide range of soil types, whether wet, dry, or even swampy. Full sun to part shade. **\$130**

Zones 4-9  
10'T x 6' W  
Currently #7 and 6'



**Hercules Club** is a Coastal Virginia native that grows where it is too harsh for other trees. The visually insignificant flowers are attractive to pollinators, and the seeds are eaten by birds and mammals. The tree is the host plant for giant swallowtail butterflies. Also known as the toothache tree, the foliage has numbing properties when chewed. The most distinctive aspect of this tree is its striking, blunt thorns along the trunk, making it no fun to climb.

**\$30**

Zones 7-9.

30-40'T x 12-15'W

Currently #3 and 4'



*Zanthoxylum clava-herculis*



## The Bride and Groom

One of our unique wedding locations is the home of “The Bride and Groom”, an inseparable pair of dawn redwoods that have been part of the garden since the 1980’s. The trees are named after the tradition of the bride standing on the left side of the altar while the groom stands on the right. These long living trees symbolize a life of commitment and companionship for all who wed amongst them.



# How to Plant a Tree

*With Horticulturist Andrew Earehart*



Andrew in front of *Asimina triloba*, better known as pawpaw. He describes it as "the perfect tree"

Andrew is an attention to details kind of guy, whether it's tracking microclimates between garden beds, discussing native grasses, or demonstrating for our lovely guests how to plant a tree. While planting a tree may sound simple and easy, the nuances and proper technique starts your young tree on the right foot, ensuring it stays happy and looking its best. With Andrew, there's no denying his passion for the trade, spending his free time researching the minutia of plant care that many overlook. When given the opportunity to deep dive into teaching guests proper tree planting technique, Andrew was quick to hop on the idea. Come with us as we find the perfect spot for *Asimina triloba* in Andrew's neck of the woods, the flowering arboretum.

## Right Plant, Right Place

This is a simple, but crucial step for the success of any tree. Andrew lists the following as important considerations:

**lighting:** observe sunlight hours for your location throughout the year, as well as morning vs. afternoon.

**soil:** Andrew recommends getting your soil tested by any local facility. Virginia Tech's extension has more information on their testing facility [here](#).

**Climate:** Norfolk lays within USDA zone 8a, which means our average coldest temperatures fall between 10-15°F, we can also expect a lot of rain, averaging just around 1" of rain per week.

**Drainage:** You can test drainage by digging a cubic foot hole where you plan to plant, filling it with water, and leaving it overnight. Measure the distance from the bottom of the hole to the surface of the water every hour for multiple hours.

- 1-3 in/hour: ideal
- 4+ in/hour: fast draining, consider a drought tolerant plant
- >1 in/hour: consider plants acclimated to wet/boggy climates **or** consider lining bottom of hole with gravel to help drainage

**Ecosystem:** consider flora, fauna, fungi, microbes and people who could make up the visitors at this location and how your plant of choice may further attract/detract.



Left: the perfect spot for a pawpaw is somewhere it can get good afternoon light. Andrew says that a pawpaw will do well in full sun but may get out of control. It's best to find something with shade to keep it happy and controlled.

Below: for demonstration purposes, Andrew selects another spot where the pawpaw will grow happily, and he can still demonstrate proper planting technique.





## Inspect the roots

Depending on how long your tree has been in a pot, it may be root bound, which can cause stress-related problems for the tree when planted in the soil. Before planting, make sure to remove the tree from the pot. Does soil fall freely from the container, or do you need to break it up with your hands?

If your potted plant is experiencing stress, it is always a good idea to look at the roots. Before planting a tree or shrub in the ground, you will have to break up the roots to help it better establish in the ground.



A video clip where Andrew demonstrates proper scarification technique with a serrated tool. Andrew drags the knife edge quickly in vertical motions all around the edge of the soil.

During this process, most of the soil from the pot will become loosened and free from the plant. It is a good idea to discard and use fresh soil for repotting, to ensure the soil has plenty of nutrients. For planting, you can mix this soil into the native soil of your planting site before burying the roots in the ground.



Andrew in front of the tool shed with a pointed tip shovel, the perfect tool!



Example of a rootbound plant. Bottom and side views of a *Monstera deliciosa*, a common houseplant, that spends its time in the nursery before going to the giftshop. The plant has been in the same pot for a long time, and needs to be repotted. See the overgrowth of roots crowding over one another, which caused some foliage to turn yellow.

## Scarification

The process of loosening up roots and soil is called scarification. Andrew suggests starting off by breaking up the soil with your hands, then using a sharp tool. Some plants have sensitive roots, so using a tool is not always necessary. For most trees, where roots are thick, using a knife or sharp tool is a good idea.

Once the soil is broken up enough with the tool, use your hands again to continue freeing up the roots



Right: a video clip showing how to trim the overgrown roots of the *Monstera*. Observe where the bulk of roots stop growing, and trim longer roots to that point. Then, repot.

Left: the final result of inspecting, scarifying, and trimming a rootbound plant. This plant is ready to be repotted.

**Now that you know how to properly scarify, let's start planting!**



# Time to Dig

Once your site is established, grab your shovel!

**1. Dig a hole 2-3 times the size of the root ball.** Try to go for a sloped shape instead of a deep, vertical hole. For clay-heavy soils, score the walls of the hole.

**2. Place your tree.** Use your shovel as a level! Create a ridge on the surface to place your shovel level over the hole. Place the potted tree in the hole. The lip of the pot should be just about one inch above ground level, your shovel will act as a guide! This extra space at the top accounts for loose soil, which will settle over time. Take the tree out and adjust your hole if necessary.



Andrew gives a thumbs up: the ridge of the pot is about an inch above his shovel

**4. fill the hole back in** with the newly mixed dirt. Ideally, you will want to create a volcano shape with the stem of the tree at the mouth of the volcano. This best supports root growth. See image below.

**Pat the soil with your shovel, water thoroughly, and mulch.**

Mounding:



Left: proper Mounding technique  
Right (closer): before mulching, soil should come just up to the root flare.  
Right (farther): Mulch should come just above the root flare



Andrew uses the potted plant as a guide and creates an outline for his hole with the tip of the shovel



Above: Andrew sets the shovel into the ridge he carved out of the dug soil  
Below: Andrew mentions the height of the shovel above the ground will change its alignment above the ground



Andrew removes the plant and begins to dig. Notice the hole is wide and shallow, and Andrew evenly disperses the dug soil in a ring around the hole

**3. Mix your soil.** Nursery soil and the soil in your yard are different. To better establish your tree, mix the potted soil with the loose dug up soil. Experts like Andrew recommend at least 75/25 split between "native" soil from your yard and nursery soil, but have as much native soil as possible. Once your tree sits in the ground where it is supposed to be, you can start to fill the hole.


## As Above... So Below!

This is a phrase Andrew likes to use when referring how to set up roots in the ground. Just like the branches of the tree need to spread, so do the roots. Make sure before covering the roots that everything is spread out. This prevents air pockets from forming, which can cause stress. It also gets roots started in the right direction to prevent girdling, where roots grow on top of one another and prevent nutrients from reaching the tree





# *Ornamental Flowering Trees*







Eastern redbuds are a very unique tree. Did you know *Cercis canadensis* flowers are edible? The early blooms have been a part of [indigenous medicine](#) to treat ailments such as fever and congestion. An even lesser known fact, [their wood glows under black light](#). Black light, though uncommon, is one of many ways people can identify trees.



*Cercis canadensis*

**Eastern Redbud** shows off with dark pink-red buds that open to small pink flowers- one of the first signs of spring. This tree can be single or multi-trunked. The deciduous foliage emerges a reddish-purple, changing to a dark summer green, then to yellow in fall. Redbuds are a known host plant for certain butterfly larvae. It tends to do best in bright filtered sun to partial shade, but is tolerant of full sun. **\$30**

Zones 4-9

20-30'T x 30'W

Currently #3, 6' and skinny



*Chionanthus virginicus*

**White Fringe Tree** blooms in spring with white fleecy flowers that are slightly fragrant and attract pollinators. Male trees have showier flowers, but females produce attractive blue-black fruit in fall which songbirds will eat. Bright green foliage turns yellow in the fall. Its smaller stature makes it a good choice where space is limited. Prefers full sun to partial shade in moist well drained soil. **\$60**

Zones 5-9

12-20' T&W

Currently #7 and 4-5'



*Cornus capitata subsp. angustata*

**Chinese Evergreen Dogwood**, unlike other dogwoods, has evergreen foliage. Its white bracts open later in the season, usually May or June, lasting for nearly 2 months. Showy red, strawberry-like fruits ripen in autumn, which the birds will enjoy. Does best in partial shade, but can be more sun tolerant with adequate moisture. Must have good drainage. **\$30**

Zones 6a-9b

12-20' T&W

Currently #3 and 4-5'



**Japanese Loquat** is an unusual shrub or small tree from Japan and China with a lot going for it. The dark evergreen foliage will give your garden a tropical feel; the ivory colored late fall, early winter flowers are quite fragrant; and if the winter is mild, delicious, golden edible fruit will ripen in spring. Pollinators also enjoy the late season nectar. It prefers full to partial sun in moist well drained soil. **\$20**  
 Zones 8-11  
 10-25'T&W  
 Currently #1 and 12-18"



*Eriobotrya japonica*

This **Magnolia** is distinguished from the species by its dense, compact, pyramidal habit, its cold tolerance, and especially its handsome brown leaf undersides. It has the same spectacular fragrant late spring/early summer flowers and attractive seed pods. The fruit attracts birds and other wildlife. It is easy to grow preferring full sun to partial shade in moist well drained soil. Tolerant of wind, salt, wet soil, and urban conditions. **\$30**  
 Zones 6-9  
 20-30'T x 15-20'W  
 Currently #3 and 3'4'



*Magnolia grandiflora* 'Bracken's Brown Beauty'

**Alta™ Southern Magnolia** will give you the same sweet white flowers, gorgeous foliage, and tough constitution as the straight species. Southern magnolia, a favorite tree of the South, has a well deserved reputation for occupying a lot of space. However, **Alta™** will not take up as much space. It has an unusual columnar form and dense habit without pruning. **\$100**  
 Zones 6-10  
 20' T x 9-10'W  
 Currently #25 and 6'



*Magnolia grandiflora* 'TMGH' (Alta™)

**'Royal Star' Magnolia's** fragrant, white, star-like double blooms let you know that spring is just around the corner. This deciduous magnolia can either be a large, multi-trunked shrub or a small tree. Prefers full to partial sun in moist well drained soil. **\$60**  
 Zones 4-9  
 10-20' T & 8-15' W  
 Currently #7, 3'+ and full



*Magnolia stellata* 'Royal Star'







## DID YOU KNOW?

Norfolk Botanical Garden is home to 16 unique collections recognized by the American Public Gardens Association. Few gardens have even one recognized collection, with only 140 collections being recognized across the country. Among our many collections, the magnolia collection boasts native and exotic favorites. From the southern staple, *Magnolia grandiflora*, to the rare *Magnolia macrophylla*, and over a dozen hybrids from VA resident breeder Bill Smith, this collection hits home. Most of our magnolias at the garden reside in the flowering arboretum, where lovely ladies like 'Jane' and 'Ann' greet guests on their way to the kitchen garden. Yet, you can find magnolias at almost every corner of the garden.





In late winter, **Waterlily's** pink buds open to fragrant white and pale pink flowers with 20-30 petals per blossom, reminiscent of water lilies. This deciduous magnolia can either be a large multi-stemmed shrub or small tree. Full sun in moist well drained soil is preferred. **\$60**  
 Zones 4-8  
 10-20' T x 8-15'W  
 Currently #7, 3'+ and full



*Magnolia stellata* 'Waterlily'

**Evergreen Sweetbay Magnolia** is one of the best adapted trees for our climate. The fragrant white flowers bloom in early summer. It is the host plant for several butterfly species, and the bright red seeds, which appear on cone-like structures, are enjoyed by birds and small mammals. Don't confuse this with Southern magnolia (*Magnolia grandiflora*), it is not nearly as messy, or as large, though the size is variable. Plant in full sun to part shade. **\$30**  
 Zones 5-10  
 20-50'T x 20-30'W  
 Currently #3, 4'+ and full




*Magnolia virginiana* var. *australis*

**Ann Magnolia** is part of the Little Girl series, which were bred for a later bloom time, hopefully avoiding late frost damage to the flowers. 'Ann' has lovely, slightly fragrant purple-red flowers and a shrubbier, multi-stemmed, compact habit making it good for smaller gardens and spaces. Prefers full to partial sun in moist well drained soil. **\$45**  
 Zones 3-8  
 8-10'T&W  
 Currently #3 and 2 1/2'



*Magnolia* x 'Ann'

**Jane Magnolia** Like other members of the Little Girl series of hybrid magnolias, blooms a few weeks later avoiding damaging late freezes. Tulip-like flowers are fragrant and purple-red with white centers and bloom in early spring, with occasional summer rebloom. Prefers full sun to partial shade in moist well drained soil; tolerant of urban conditions and heat. **\$45**  
 Zones 4a-8b  
 10-15'T x 8-10'W  
 Currently #3 and 3'



*Magnolia* x 'Jane'







*Prunus persica* 'Bonfire'

**Bonfire Peach** has beautiful, fragrant, pink flowers in spring that are followed by handsome dark red foliage. It is perfect for small intimate spaces or containers. It prefers full sun in moist well drained soil. **\$40**

Zones 5-8

4-6' T&W

Currently #3, 4'+ and full



*Styrax americanus*

**American Snowbell** is usually a multi-stem deciduous shrub, but it can be trained as a small tree. Found on stream sides and in wet areas in the southern U.S., it does well in ordinary garden conditions with good soil and ample moisture. It has abundant small white blossoms hanging from the branches in spring attracting pollinators. A nice, unusual plant for the smaller garden. **\$30**

Zones 6-8

6-10' T&W

Currently #3 and 3'+





A photograph of a forest path during autumn. Sunlight filters through the trees, creating a warm, golden glow. The path is covered in fallen leaves, and the trees have vibrant yellow and orange foliage. The text "Shrubs for Shade" is overlaid in the center.


# Shrubs for Shade





*Euonymus americanus*

**Strawberry-bush** is also known as hearts-a-burstin' due to its colorful fruit display in late summer. Somewhat sprawling when young, it becomes more upright as it matures. Inconspicuous greenish-yellow flowers bloom in late spring to early summer. However, the strawberry red fruits are very showy when they burst open, showing scarlet capsules. These seeds are relished by songbirds, wild turkeys, and other wildlife. Prefers partial shade in moist well drained soil; drought tolerant. **\$25**  
 Zones 6-9  
 4-6'T&W  
 Currently #3 and 3'+



*Illicium floridanum*

**Florida Anise Tree** has aromatic compounds in its lustrous, dark green foliage that give this Southeastern native evergreen a great fragrance, one that is strong enough to repel insects making this plant virtually pest-free. Maroon-red flowers have an unusual star-like shape, and bloom in spring attracting pollinators. Prefers partial sun to full shade in moist soil, not drought tolerant. Great for moist, shady gardens. **\$25**  
 Zones 7-10  
 8-10'T x 5-6'W  
 Currently #3 and 2'+

Shelby Correia, overseer of Mirror Lake, has lots to say about Mountain Laurel. *Kalmia latifolia* is the state tree of Pennsylvania and can be found throughout Appalachia. Coastal Virginia is a part of this species native range, but it takes careful selection in finding the perfect spot for this mountain-dwelling beauty. Shelby says, "once you find just the right spot, this plant is extremely low maintenance". Shelby can attest that there are plenty of cultivars of Mountain Laurel thriving in Mirror Lake.



Image provided by Shelby Correia



**Spice Bush** is a Coastal Virginia native with yellow-green flowers that bloom in spring before the leaves appear. The foliage is a food source for spicebush swallowtail butterfly caterpillars. In the fall the leaves turn bright yellow. Female plants will bear red fruits (if a male plant is present nearby) in the fall that are loved by birds. Foliage is fragrant when crushed. Partial shade to light sun is best in moist well drained soil. **\$30**

Zones 5-9  
8-15'T x 6-15' W  
Currently #3 and 1½-2'



*Lindera benzoin*



**Thunderbolt® (a.k.a. 'Golden Glow') Boxleaf Honeysuckle** is not like any honeysuckle you may be familiar with, this one is a shrubby evergreen with bright chartreuse foliage. It starts off upright, but as it ages it will gain a cascading habit. Very unusual! Although the foliage is the star, the fragrant white flowers produce a blue-black berry birds will eat. It prefers partial sun to light shade in moist well drained soil. **\$40**

Zones 5-9  
3-4' T&W  
Currently #3, 6”T x 15”W



*Lonicera nitida 'Golden Glow'*



**'Dorothy Wycoff' Pieris** is a compact selection known for its red buds that open from white to pale pink, fragrant flowers in late winter to early spring. The evergreen foliage emerges red before maturing to green. Does best in partial sun with moist well drained soil, but it is tolerant of deeper shade. **\$40**

Zones 4-8  
5'T x 4'W  
Currently #3 and 15-'18”



*Pieris japonica 'Dorothy Wycoff'*



**'Historyland Supreme' Pieris** has fragrant white flowers that emerge from attractive burgundy buds in late winter/early spring. It tends to bloom later than other Pieris. The evergreen foliage emerges with pink tones before maturing to green. Does best in partial sun with moist well drained soil, but it is tolerant of deeper shade. First introduced by Historyland Nursery in Warsaw, Va. **\$40**

Zones 4-8  
6'T&W  
Currently #3 and 12-15”



*Pieris japonica 'Historyland Supreme'*







**'Katsura' Pieris** has lilac colored flower buds that open to fragrant, pink, bell-shaped flowers in late winter to early spring. The evergreen foliage emerges with wine-red tones before maturing to green. Does best in partial sun with moist well drained soil, but it is tolerant of deeper shade. **\$40**

Zones 5-8

5' T&W

Currently #3 and 12-15"

*Pieris japonica* 'Katsura'



**'Prelude' Pieris** is perfect for gardeners with limited space in shade,. It provides year-round interest. Pink buds open to fragrant white flowers in late winter to early spring. The foliage is evergreen emerging a bronze color before maturing to green, all on a dwarf shrub. Does best in partial sun with moist well drained soil, but it is tolerant of deeper shade. **\$40**

Zones 5-9

1.5-2'T x 2-3' W

Currently #3 10-12"

*Pieris japonica* 'Prelude'



## Full Sun, Full Shade,



and everything in between.

For simplicity's sake, we categorize shrubs by two lighting categories: sun and shade. However, most plants can take a range of sun conditions. There are a variety of ways to categorize sunlight needs. If you have questions about a specific plant's sun tolerance range, ask us!

**Full Shade:** no direct sun or dappled shade all day


**Part Shade:** dappled shade, or a few hours of morning sun only

**Part Sun:** direct sun but not all day, less than 6 hours

**Full Sun:** 6 hours or more of direct sun per day



# Hydrangeas




Growing hydrangeas can be a very mysterious endeavor, especially when it comes to pruning and flower color. Keep your eye on our [Adult Education Calendar](#), especially in late spring for hydrangea classes where all will be revealed.





Image show is a representation of flower bundle shape and color.



*Hydrangea macrophylla* 'COF-HM3

### **IBloom ROCK N' ROLL™ Bigleaf**


**Hydrangea** is a reblooming hydrangea with vibrant pink, purple, or blue mophead flowers. They typically start blooming in late spring/early summer will continue all season. The flowers are held on sturdy, non-flopping stems, and the bloom color depends on the soil's pH. Bigleaf hydrangeas prefer partial shade in moist well drained soil. **\$40**

Zones 5-9

3-5'T&W

Currently #2, 15" and full

Image show is a representation of flower bundle shape and color.



*Hydrangea macrophylla* 'PIHM-I'

### **Endless Summer® Twist 'n Shout®**

**Bigleaf Hydrangea** is noted for its repeat blooms throughout summer. This variety is a lacecap with either deep pink or periwinkle blue flowers (depending on the soil pH). It also has unusual red stems. It prefers partial shade in moist well drained soil. **\$45**

Zones 4-9


3-5'T x 3-4'W

Currently #3, 12-15"



Keep in mind that panicle hydrangeas prefer full to partial sun, while oakleaf, smooth, mountain, climbing, and bigleaf hydrangeas generally prefer full to partial shade.

Image show is a representation of flower bundle shape and color.



*Hydrangea paniculata*  
'BAILPANONE'

**Little Hottie® Panicle Hydrangea** is a compact selection with very full flower heads that emerge green, turn sparkling white, and age to a dusky pink. The large blooms cover the plant from top to bottom on strong stems. Bred in Georgia for heat tolerance, the flowers don't get stressed or turn brown in excessive heat. Panicle hydrangeas prefer full sun to partial shade, moist well drained soil, and they are pollinator friendly. **\$45**

Zones 3-8

3-5'T&W

Currently #3, 15" and full



**Torch™ Panicle Hydrangea**, like other panicle hydrangeas, is distinguished from others by their sun tolerance, their showy blooms, and their mid-summer bloom time, later than other species. For those that can't wait that long, Torch™ is here, an early blooming selection. It has a compact habit and its white flowers bloom in early summer and age to pink as they continue into fall. Panicle hydrangeas prefer full sun to partial shade. **\$40**

Zones 3-8  
4-5' T&W  
Currently #3 and 18"

**Moon Rock® Panicle Hydrangea** flowers are unusually large and cone-shaped compared to other selections and are a great choice for flower arrangers looking for drama. The flowers begin blooming in early summer and go into fall, and they start green before aging to white. Panicle hydrangeas prefer full sun to partial shade, moist well drained soil, and they are pollinator friendly. **\$40**

Zones 3-8  
4-6' T&W  
Currently #3 and 18"

**Oakleaf Hydrangea** is a Southeast native with true four-season interest. It is the first hydrangea to bloom in the spring with green, cone-shaped flower clusters that mature to white, aging to dusty pink, then to straw color. The fall foliage is outstanding in rich shades of red, orange, and burgundy. In the winter its exfoliating bark can be appreciated. Butterflies and other pollinators are attracted to its flowers, while birds enjoy the seeds. **\$30**

Zones 5-9  
4-8' T & 4-10' W  
Currently #3, 2-4' and skinny

**Pink Dynamo™ Mountain Hydrangeas** are very similar to bigleaf hydrangeas, but are generally more cold tolerant, and **Pink Dynamo™** is no different. However, its lace cap flowers rebloom throughout the summer, and it has unusual silky black foliage. Like many other hydrangeas, the flower color can either be pink or blue depending on the soil's pH. Prefers partial shade in moist well drained soil. **\$40**

Zones 5-9  
3' T&W  
Currently #3 and 18"

Image show is a representation of flower bundle shape and color.



*Hydrangea paniculata*  
'HPOPR018'

Image show is a representation of flower bundle shape and color.




*Hydrangea paniculata*  
'Kolmakilima' (Moon Rock®)



*Hydrangea quercifolia*

Image show is a representation of flower bundle shape and color.



*Hydrangea serrata* 'JPD01'





# Rhododendrons and Azaleas



## **Norfolk Botanical Garden and Azaleas**

Norfolk Botanical Garden's history with azaleas dates back to the very beginning in 1938 when famed horticulturist Fred Heutte partnered with city manager Thomas Thompson to create a municipal garden full of azaleas with funding from the Works Progress Administration. None of it would have been possible without the hard work of 200 African American women and 20 men, who cleared the site and planted the first 4000 azaleas here. Today we honor and celebrate their efforts and the beauty they created. For more about this remarkable story, [please visit our history page](#).



**Alabama Azalea** is native to Georgia and Alabama, and has white flowers with a lemon-yellow blotch. They also have a distinct lemony fragrance and attract numerous specialized pollinators. It does best as an understory plant in filtered light and in moist well drained soil, but it is more tolerant of drier soils than other native azaleas. Protect from afternoon sun. Tolerates rabbit damage. **\$30**  
 Zones 7a-8b  
 4-6' T&W  
 Currently #3 and 3'+



*Rhododendron alabamense*



**Coastal Azalea** is a Coastal Virginia native with tubular, white or pale pink that appear in spring just as the blue-green foliage is starting to emerge. Each blossom emits a sweet, heavy perfume that draws in any nose that pass by. Plants perform happily in rich, evenly moist soil, and are more adaptable to wet areas than most other azaleas. **\$30**  
 Zones 6-8  
 2-6'T x 2-5'W  
 Currently #3 and 3-4'



*Rhododendron atlanticum*



**Florida Flame Azalea** blooms in early spring with blossoms in a range of colors from orange to yellow and often with a touch of red. The fragrance is delightful and will attract butterflies and other insect pollinators. This is one of the easiest native azaleas to grow. Great for Southern gardens where heat tolerance is important. Prefers partial shade in moist well drained soil; deciduous. **\$30**  
 Zones 6-9  
 6-10'T x 4-6'W  
 Currently #3 and 3'+



*Rhododendron austrinum*



**Apricot Florida Flame Azalea** has flowers the color of its namesake fruit. The cultivar maintains the sweet fragrance of its straight species origin, also great for Southern gardens with a preference for partial shade in moist, well-drained soil. **\$30**  
 Zones 6-9  
 6-10'T x 4-6'W  
 Currently #3 and 3'+



*Rhododendron austrinum*  
'Apricot'







*Rhododendron austrinum*  
'Don's Variegated'

'Don's Variegated' Florida Flame Azalea is a Southeastern native shrub has large fiery orange flowers in spring, attracting insect pollinators. The foliage is mildly variegated green and yellow, but tends to revert to all green. Prefers filtered sun to partial shade in moist well drained soil. **\$30**

Zones 6-9  
6-10'T x 4-6'W  
Currently #3 and 18-24"



*Rhododendron austrinum*  
'Moonbeam'

'Moonbeam' Florida Flame Azalea is one of the earliest Florida flame azaleas to bloom, and it is considered one of the best *R. austrinum* by azalea enthusiasts. Its fragrant, saffron-yellow flowers are very showy and will attract pollinators. The species is one of the easiest of our native azaleas to grow, being quite tolerant of heat and humidity. Prefers partial shade in moist well drained soil. **\$30**

Zones 6-9  
8-10" T&W  
Currently #3 and 18-24"



*Rhododendron austrinum*  
'Super Truss Pink'

'Super Truss Pink' Florida Flame Azalea features robust large-trussed flowers with a creamy pink appearance. Attracts butterflies and other pollinators. The species is one of the easiest of our native azaleas to grow, being quite tolerant of heat and humidity. Prefers partial shade in moist well drained soil. **\$30**

Zones 6-9  
6-10'T x 4-6'W  
Currently #3 and 3'+



*Rhododendron austrinum* x  
*gibraltar* 'Aubie'

'Aubie' Hybrid Azalea was developed at Auburn University and was named after their mascot, Aubie the War Eagle. It is an *austrinum* X Gibraltar hybrid with orange ruffles that happens to be mildew resistant and heat tolerant. Like other native hybrids, it blooms in spring, and appreciates partial shade in moist well drained soil. **\$30**

Zones 6-9  
4-6' T&W  
Currently #3 and 12-18"



**Piedmont Azalea**, or mountain azalea has fragrant pink flowers with hints of white appearing in early spring as the foliage begins to emerge. Attracts insect pollinators. Prefers partial shade in moist well drained soil. **\$30**  
Zones 5-9  
6-15'T x 6-12'W  
Currently #3 and 3-4'



*Rhododendron canescens*



This **Piedmont Azalea** has stunning clusters of lightly-scented white trumpet-shaped flowers with shell pink edges which emerge from distinctive pink flower buds. Blooming in early April, it is one of the earliest Piedmont azaleas to open. The flowers attract butterflies and other pollinators. It slowly forms clumps by sending up suckers from underground runners. It prefers partial shade in moist well drained soil. **\$30**  
Zones 5-9  
6-15'T x 10-15'W  
Currently #3 and 2-3'



*Rhododendron canescens*  
'Apple Blossom'




This **Piedmont Azalea** is a popular dark to light pink Piedmont azalea featuring numerous blooms and large trusses that make this azalea extremely striking. Attracts insect pollinators. It prefers partial shade in moist well drained soil. **\$30**  
Zones 6-10  
8-10'T x 6-8'W  
Currently #3 and 3-4'



*Rhododendron canescens*  
'Varnadoe's Phlox Pink'



**Plumleaf Azalea** is a large shrub native to Georgia and Alabama. It features striking bright red (to orange-red) flowers in the late summer. This selection really extends the season of bloom for azaleas. The fragrant flowers are also attractive to hummingbirds and butterflies. **\$30**  
Zones 5-9  
8-12'T x 6-8'W  
Currently #3 and 2-3'



*Rhododendron prunifolium*







*Rhododendron viscosum*

**Swamp Azalea** is Coastal Virginia native that is covered in wonderfully fragrant white flowers in the early summer, making it a great way to extend the blooming season. Although its common name is the Swamp Azalea, *Rhododendron viscosum* will not tolerate being planted in water. Rather, it can be planted close to the shore and can take more moisture than others. Prefers partial shade. **\$30**

Zones 4-8

6-8' T&W

Currently #3 and 3'



*Rhododendron x 'Clear Creek'*

**'Clear Creek'** is an **Aromi Hybrid Azalea** that features large clusters of fragrant yellow blooms. It should be planted in partial shade and well-drained soil. **\$30**

Zones 6-8

2-6'T x 2-5'W

Currently #3 and 4'



*Rhododendron x gibraltar  
'Tiger'*

**'Tiger'** is a wonderful selection bred at Auburn University. It is a spring blooming *austrinum* X Gibraltar hybrid with orange ruffles with yellow accents. It is mildew resistant and tolerates Southern heat and humidity. It prefers partial shade in moist well drained soil. **\$30**

Zones 5-9

4-6' T&W

Currently #3 and 3'+



*Rhododendron x 'My Mary'*

**'My Mary'** is a beautiful native hybrid azalea that produces abundant clusters of unique soft to light yellow funnel-shaped flowers with contrasting orange-red tubes and elegant, long stamens protruding well beyond the flower. Blooming in mid to late spring, 'My Mary' is a truly brilliant floral display in shady landscape or woodland borders. **\$30**

Zones 5-9

5-6' T x 4-5'W


Currently #3 and 3'+



# Rhododendron vs Azalea



The *Rhododendron* genus is large and complex with over 900 species. Azaleas are part of the genus *Rhododendron* but they are different enough from other species within the genus to be divided into a sub-grouping. So how do you tell an azalea apart from other rhododendrons?



- Azaleas have 5 stamens while other rhododendrons have 10 (mostly).
- Azaleas can be deciduous or evergreen while other rhododendrons are evergreen.
- Azalea flowers are usually funnel shaped while rhododendron flowers have a more bell-shaped appearance.

For more information, see [our website](#)



# Rhododendrons

**'Besse Howells'** is a hybrid compact **Rhododendron** with large flower trusses of deep purplish-red with red blotches that open in May. It is also known for producing a prodigious number of blooms. Rhododendrons prefer bright shade with rich organic moist soil. Good drainage is essential, as is a good layer of mulch. **\$40**  
 Zones 5-7  
 2-3'T x 4-6'W  
 Currently #3, 2' and full



*Rhododendron* 'Besse Howells'





*Rhododendron catawbiense*  
'Chinoides'

**'Chinoides' Rhododendron** grows wider than tall, and in May it produces large clusters of white flowers with yellow center splotches. Rhododendrons prefer bright shade with rich organic moist soil. Good drainage is essential, as is a good layer of mulch. **\$40**  
Zones 4-8  
4' T & 4-6' W  
Currently #3, 15" and full



*Rhododendron catawbiense* 'Roseum Elegans'

**'Roseum Elegans' Rhododendron** is considered vigorous compared to other rhododendrons. It is a popular variety valued for its large rounded clusters of rosy lavender flowers. All rhododendrons prefer bright shade with rich organic moist soil. Good drainage is essential, as is a good layer of mulch. **\$40**  
Zones 4-8  
6-8' T&W  
Currently #3, 18" and full



*Rhododendron* x 'English Roseum'

**'English Roseum' Rhododendron** is a large hybrid with dense, dark green foliage that makes a perfect backdrop to show off its big clusters of rosy pink-purple flowers. Rhododendrons prefer bright shade with rich organic moist soil. Good drainage is essential, as is a good layer of mulch. **\$40**  
Zones 4-8  
6-8' T&W  
Currently #3, 2' and full



*Rhododendron* 'Yaku Prince'

**'Yaku Prince' Rhododendron** is a good choice for gardeners with shade and limited space. Deep pink buds open to clusters of clear pink flowers in May on a very low growing plant. As the flowers age, they lighten giving the plant a multi-toned affect. All rhododendrons prefer bright shade with rich organic moist soil. Good drainage is essential, as is a good layer of mulch. **\$40**  
Zones 5-8  
2-3' T&W  
Currently #3, 12-15" and full



**Abbey's Re-View® Rhododendron** is noted for several things: its beautiful clusters of lavender-pink flowers that bloom in both spring and again in early fall, its tolerance of Southern heat and humidity, and its disease resistance. Rhododendrons prefer partial shade, and they must have moist soil that is well drained. **\$40**

Zones 5-8  
6-8' T&W  
Currently #3 and 2'



*Rhododendron x 'GREARV'*



**'Nova Zembla' Rhododendron** is an old hybrid that has been gracing gardens with its beauty since 1902. Its May blooming flowers are bright red with darker spots that may fade to deep pink with more sun and they are up to 5" wide. This cultivar is considered easier to grow than others. All rhododendrons prefer bright shade with rich organic moist soil. Good drainage is essential, as is a good layer of mulch. **\$40**

Zones 4-8  
5-8'T x 5-6'W  
Currently #3, and 20"



*Rhododendron x 'Nova Zembla'*



**'Roseum Pink' Rhododendron** is a hybrid with large clusters of clear pink flowers, with darker brown spots in the center. All rhododendrons prefer bright shade with rich organic moist soil. Good drainage is essential, as is a good layer of mulch. **\$40**

Zones 4-8  
6-8'T&W  
Currently #3, 20" and full

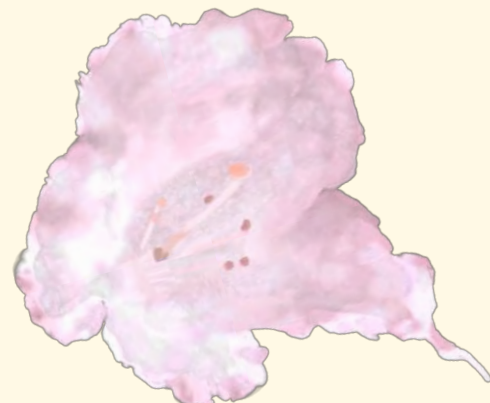


*Rhododendron x 'Roseum Pink'*



**'Yaku Princess' Rhododendron** is a good choice for gardeners with shade and limited space. Pink buds open to clusters of apple blossom pink flowers in May on a very low growing plant. As the flowers age, they will lighten to white. All rhododendrons prefer bright shade with rich organic moist soil. Good drainage is essential, as is a good layer of mulch. **\$40**

Zones 5-8  
3'T x 4'W  
Currently #3, 12" and full



*Rhododendron 'Yaku Princess'*





# Sun Shrubs






'**Kaleidoscope**' **Glossy Abelia** is a variegated, evergreen shrub that brings new colors with each season! The leaves emerge as bright green and yellow in the spring and warm up to red and orange shades in the summer, and intensifying in the winter. Expect the soft pink blooms of late spring to blossom into perfumed white flowers in the summer. **\$40**

Zones 6-9

3'T x 3-4'W

Currently #3, 15" T x 18" W



*Abelia x grandiflora*  
'Kaleidoscope'

**Devil's Walking Stick** can either be a small tree or a large shrub. In the summer it produces large clusters of white flowers that attract a wide variety of butterflies and other insect pollinators. In the fall the foliage turns a handsome golden yellow and the purple-black fruits attract a variety of birds and mammals. It gets its common name from the thorny stems. Its colonizing habit make it more suitable for natural areas. **\$15**

Zones 4-9

10-20'T x 6-10'W

Currently #3 and 2'



*Aralia spinosa*

**Red chokeberry** has 3 seasons of interest, with small fragrant white-pink flowers in spring. Summer foliage is a lustrous dark green, turning spectacular fluorescent crimson to deep reddish-purple in fall. Bright red fruit last summer to winter and attracts birds and mammals. High in antioxidants, they can be juiced or preserved. It prefers full to partial sun and moist well drained soil, but is very tolerant of wet or dry soils once established. **\$25**

Zones 4-9

6-8'T x 3-4'W

Currently #3 and 6'+




*Aronia arbutifolia*

'**Purple Haze**' **LO & BEHOLD® Butterfly Bush** has a tidy, mounded habit. Its fragrant, purple-blue flowers, begin blooming earlier than other varieties and will continue all season long, without deadheading! Like other varieties of this species, it attracts a host of different butterfly species. The flowers are sterile, so there are no issues with this variety being invasive. It prefers full sun in moist well drained soil. **\$35**

Zones 5-9

2-3' T & 3-3.5' W


Currently #3, 18-20" and full



*Buddleja* 'Purple Haze'







*Buddleja 'Ruby Chip'*

**'Ruby Chip' LO & BEHOLD® Butterfly Bush** is a dwarf variety that will bear bright magenta flowers all summer long, without the need for deadheading (though spent flowers can be removed for aesthetics). Its nectar will attract clouds of butterflies and other pollinators. It prefers full sun in moist well drained soil, once established it is drought tolerant. Deer resistant. **\$30**

Zones 5-9  
30-32" T x 30-32" W  
Currently #3 and 10"



*Callicarpa americana*

**American Beautyberry** has a loose, open habit and small lavender pink flowers in summer. The real show is in the early fall when bright purple berries adorn the branches providing a feast for human eyes as well as birds. The foliage has mosquito repelling properties, and it turns a nice soft yellow in the fall. Prefers full sun in moist soil where it will produce the most fruit, but it will also grow in light shade. **\$25**


Zones 6-10  
4-6' T&W  
Currently #3 and 3 ½-4'



*Calycanthus floridus*

**Carolina Allspice** is an old fashioned favorite native to parts of Virginia and much of the Southeast. The unusual, 2" maroon flowers bloom in late spring and have a fruity aroma. Lustrous, dark green leaves to 6" long turn golden yellow in fall. Prefers full to partial sun in evenly moist well drained soil, once established it is tolerant of occasional droughts and floods, deer resistant. **\$25**

Zones 4-9  
6-9' T&W  
Currently #3



*Calycanthus x 'Aphrodite'*

**'Aphrodite' Sweetshrub** is an improved, re-blooming variety with a light sweet fragrance. Captivating bright magenta red, magnolia-like flowers bloom spring into summer above glossy green waxy foliage. Prefers full sun to partial shade in moist well drained soil. A Proven Winner Selection. **\$30**

Zones 5-9  
6-8' T&W  
Currently #3 and 3-4'



**Sugar Shack® Buttonbush** has long been prized as a wet soil tolerant native, but it was way too big for most landscapes. Not anymore! The size has been cut in half with colorful red fruit and glossy foliage. Add in cool looking, fragrant white flowers and you've got a delightful plant that shines from spring to fall. Prefers full to part sun in moist to wet soil.

**\$30**

Zones 5-9

5'T x 4'W

Currently #5 and 2-3'

**'Toyo Nishiki' Quince** opens up in late winter with colorful blooms on otherwise bare branches that are simultaneously red, pink, and white. Bare branches with swollen buds can be harvested earlier and forced to bloom indoors. In late summer to early fall the apple-like, aromatic fruit ripens and can be used for jams and jellies, birds like them too. Prefers full sun to part shade in moist well drained soil, drought tolerant and deer resistant. **\$40**

Zones 5-9

5-10' T&W

Currently #3, 2½-3' and full

**'Texas Scarlet' Quince** blooms early with bright red blooms on otherwise bare branches, which can be harvested earlier and forced to bloom indoors. In late summer to early fall the apple-like, aromatic fruit ripens and can be used for jams and jellies, birds like them too. This selection is more compact than others. Prefers full sun to part shade in moist well drained soil, drought tolerant and deer resistant. **\$40**

Zones 5-9

3-4'T x 4-5'W

Currently #3, 15" T x 24" W and full

**Gold Mop Cypress** is a slow growing dwarf conifer with unusual golden yellow thread-like foliage. Cold weather intensifies the color, making this plant a star of the winter garden. For best color, plant in full sun, but it is tolerant of light shade. Prefers moist well drained soil, and once established it is drought tolerant. **\$30**

Zones 4a-8b

2-5' T&W

Currently #2 and 6" T x 10" W



*Cephalanthus occidentalis*  
'SMCOSS' (Sugar Shack®)



*Chaenomeles speciosa* 'Toyo Nishiki'



*Chaenomeles x superba* 'Texas Scarlet'



*Chamaecyparis pisifera filifera*  
'Mops'







*Clethra alnifolia*

**Summersweet** is a Coastal Virginia native that attracts butterflies, hummingbirds, and loads of insect pollinators. The glossy dark green leaves set off the pure white flowers in early summer. Later, birds will enjoy the ripe seeds. Plant it near the deck or patio to enjoy the sweet scent. In fall the foliage turns a handsome golden yellow. Tolerant of full sun to near-deep shade. **\$30**

Zones 3-9

3-8'T x 4-6'W

Currently #3 and 2 ½-3 ½'



*Clethra alnifolia* 'Ruby Spice'

**'Ruby Spice'** is the best pink flowered form of one of our best Coastal Virginia native shrubs. For 6 weeks beginning in early summer, summersweet is covered with fragrant bottlebrush flowers attracting scores of beneficial pollinators. Later, birds and small mammals will enjoy its seeds. The fall foliage turns a nice golden yellow. Full sun to shade in moist to wet soil, but tolerant of short periods of drought once established. **\$40**

Zones 4-9

4-6' T & 3-5' W

Currently #3, 2 ½' and full



*Fothergilla major* 'Mt. Airy'

**'Mt. Airy' Fothergilla** is a multi-season plant native to the mountains of the Southeast. In the spring, delicate honey-scented, white, bottlebrush flowers bloom attracting butterflies and other insect pollinators. Blue-green foliage emerges afterwards, and in the fall it turns a rich mix of orange, red, and yellow. Prefers full sun to partial shade in moist well drained soil. Tolerant of wet and dry once established. **\$40**

Zones 4-9

3-6' T x 3-5'W

Currently #3 and 2'



*Ilex aquifolium* 'Argentea Marginata'

**Variegated English Holly** is a pyramidal evergreen with handsome foliage of dark green and creamy white. The spring-blooming white flowers may be small, but attract pollinators. This is a female selection, and if a male is nearby, bright red fruit will form for winter interest, and for the benefit of birds. It takes pruning well and can be shaped. Prefers full to partial sun in moist well drained soil, keep moist during droughts. Deer resistant.

**\$25 clearance**

Zones 7a-9b

15-40' T x 10-20'W

Currently #15-25 and 4-5'



**'Southern Gentleman' Winterberry Holly** is a male selection needed to pollinate females for optimal fruit/berry production, including 'Bonfire', 'Oosterwijk', 'Sparkleberry', 'Winter Gold', and 'Winter Red'. Visually insignificant flowers bloom in spring, but they are attractive to pollinators. The deciduous foliage turns a pleasant golden yellow before dropping in fall. Prefers full sun to partial shade in moist soil. **\$40**

Zones 3-9

6-8' T&W

Currently #3, 3' and full



*Ilex verticillata* 'Southern Gentleman'


You may be asking, why do some plants fruit on their own, while others have male and female plants? All flowering plants need male and female organs to produce fruit. Male flowers will produce pollen to fertilize female flowers, which will produce fruit. While many plants contain both kinds of organs, some plants either have all male or all female organs. When plants have male and female counterparts, the plant is considered **dioecious** (die-oh-ee-shus). For a plant like winterberry holly, a male plant is required to pollinate females in order to produce the beautiful berries that hollies are infamously known for.

**'Winter Red' Winterberry Holly** is a native holly that puts on a fantastic fall and winter show when its bare branches are covered with bright red fruit, persisting typically into January when birds make a meal of them. It Needs a male pollinator for best fruit set, either 'Southern Gentlemen' or 'Apollo'. Deciduous foliage turns golden yellow in the fall. Prefers full sun to partial shade in moist soil, tolerant of wet soil, and once established they are also drought tolerant. **\$40**

Zones 3-9

6-9' T&W

Currently #3 and 3'



*Ilex verticillata* 'Winter Red'







*Itea virginica* 'Henry's Garnet'

'Henry's Garnet' Virginia Sweetspire is a Coastal Virginia native with fragrant white flowers from late spring to early summer which attract hummingbirds, butterflies, and other pollinators, while the ripe seeds attract songbirds and other wildlife. The foliage turns outstanding shades of orange, scarlet and deep purple in the fall lasting into early winter. 'Henry's Garnet' has larger flowers and improved fall color. **\$30**

Zones 5-9

3-4' T x 4-6'W

Currently #3, 3-5' and full



*Itea virginica* 'Spirch'

**Little Henry® Virginia Sweetspire** has lots of potential for the home landscape. It prefers moist soils and will tolerate wet conditions but can also handle dry conditions. It will grow in full sun to full shade and requires little pruning or other maintenance. Little Henry has lightly scented, pure white flowers that shoot like fireworks in the early summer horizon. It has fantastic fall foliage. Will grow in full sun to a part shade. **\$30**

Zones 5-9

2-3' T&W

Currently #3, 2-3' and full



*Juniperus chinensis* 'Blue Point'

'Blue Point' Chinese Juniper is a favorite for stately lawn specimens and tall screens. It features glowing, blue-green foliage on a densely branched, broad pyramid form that maintains its natural form well with practically no pruning. Prefers full sun in moist well drained soil; drought tolerant and deer resistant. **\$20 clearance**

Zones 4-9

12'T x 8'W

Currently #15, 5' and full



*Loropetalum chinensis* var. *rubrum* 'Daruma'

'Daruma' Chinese Fringe Flower is one of the best dwarf *Loropetalum*, with rich burgundy red foliage in spring, that will become slightly more bronze in summer. Bright pink flowers bloom primarily in spring. Although it will grow in shade, full sun will bring out the best foliage color and the most flowers. Prefers moist well drained soil, but it is drought tolerant once established. Deer and insect resistant. **\$25**

Zones 7-9

'2-4 T&W

Currently #7 and 3'



**Dwarf Flowering Almond** has been gracing gardens for many, many years with its late winter/early spring clusters of baby-pink, double flowers – similar to cherry blossoms. It has a multi-stemmed shrubby habit, and it benefits from severe pruning every few years after flowering. It prefers full sun to partial shade in moist soil, and it must have good drainage. Drought tolerant once established. **\$40**

Zones 4-8

4-5' x 3-4'W

Currently #3 and 2'



*Prunus glandulosa* 'Rosea Plena'

**Purple Leaf Sand Cherry** is covered in small pinkish-white blooms in early spring, which will later produce small cherries that birds will relish. However, the real star of the show is this plant's burgundy-red foliage that covers it from late April until the first freeze. Prefers full to partial sun in moist well drained soil. Drought tolerant once established. **\$45**

Zones 2-8

7-10'T x 5-8'W

Currently #3, 3' and full



*Prunus x cistena*

**Popcorn Drift® Rose** has soft buttery yellow blooms that begin in late spring and continue until mid-fall. All of the Drift® roses are easy to grow requiring no specialized pruning, and they are disease resistant. Their small stature makes them great for tight spaces. They need full sun in moist well drained soil. **\$20**

5-11 Zones

4 ½' T&W

Currently #3 and full



*Rosa* 'Novarospop' (Popcorn Drift®)

**Dappled Willow** is a compact, deciduous shrub that features variegated foliage which emerges pink in spring before maturing to different shades of pink, creamy-white and green, and then fading to green as summer progresses. In the fall, the leaves will turn yellow before falling to the ground, revealing coral red stems in cold winters. In late winter the golden yellow catkins open attracting pollinators, but are not that showy. Plant in full to part sun with consistently moist soil, tolerates wet soils. **\$25**

Zones 5-8

4-6'T x 5-7'W

Currently #3 and 3-4'



*Salix integra* 'Hakura Nishiki'







*Salix koriyanagi* 'Kimura'

**Korean Willow** is traditionally used in Korea and Japan for basketry, it also makes a great addition to the landscape. In late winter dusty pale purple catkins bloom on golden yellow stems attracting pollinators. The delicate narrow foliage will add soft texture to the garden in summer and is lovely as the wind blows through it. It prefers full to partial sun in moist to wet soil. **\$35**

Zones 5-9  
10-12' T & 5-6' W  
Currently #3



*Thuja occidentalis* 'Janed Gold'

**Highlights™ Arborvitae** has both dramatic color and form, giving your garden a colorful exclamation point, or several will make a striking screen. It prefers full sun to light shade in consistently moist soil, do not let it dry out. **\$35**

Zones 5-8  
8-20'T x 4-5'W  
Currently #2 and 15"

The garden is home to more than 2,500 conifers representing 100 different species. Conifers are considered gymnosperms, which evolved separately from flowering plants. Though conifers don't have showy flowers to boast, they can add many elements of design to any landscape. Their evergreen foliage provides color and liveliness when most plants are dormant. Coniferous needles vary between genera and can provide unique textures to an otherwise monotonous landscape. Whether you're looking for a crawling variety for weed-proof groundcover or something stately and tall, conifers do it all.





**Arrowwood Viburnum** is a Coastal Virginia native with showy clusters of white flowers in late spring that attract a number of beneficial pollinators. It has showy fall foliage and its blue fruit is relished by songbirds. **GLITTERS & GLOWS®** differs from the straight species with its shiny foliage and compact habit, and each pot contains a male and female plant to eliminate pollination issues. **\$20**

Zones 4-8

4-6' T&W

Currently #2 and 15"



*Viburnum dentatum var deammii* 'Glitters and Glows'

**Brandywine™ Viburnum** is a heavy fruiting viburnum with large clusters of round berries that transform from green to shades of vivid pink and blue. Deep green, glossy leaves change to rich, deep red. White blooms appear in late spring and last into summer. This viburnum will also attracts butterflies and birds **\$30**

Zones 5-9

5-6' T&W

Currently #3 and 3'



*Viburnum nudum* 'Bulk'

**'Christmas Snow' Viburnum** is a compact selection of the Southeastern native Walter's viburnum that has a greater number of the sweet, white flower clusters that bloom primarily in spring attracting a number of beneficial pollinators, and the blue-black fruit that follows in summer is relished by birds. Full to partial sun in moist to wet soil, deer and salt resistant. **\$25**

Zones 7a-10

6-8' T&W

Currently #3 and 18-20"




*Viburnum obovatum* 'Christmas Snow'

Like other **Vitex**, **FLIP SIDE®** has aromatic foliage and masses of rich lilac-blue flowers in early to mid-summer, attracting the buzz of many pollinators. Deadheading will promote more blooms through early fall. What makes FLIP SIDE® different is that the stems are slightly purple, as are the undersides of the leaves. This coloration makes the whole plant look more purple. Vitex prefer full sun in well drained soil and are very tolerant of drought, deer, heat, humidity, and salt. **\$50**

Zones 5-9

6-8' T & 8-10' W


Currently #7, 3'+ and full



*Vitex x 'Bailtone'*







*Weigela florida* 'Alexandra'

**WINE AND ROSES® Weigela** displays rosy pink flowers in late spring and often reblooms in summer. Rich dark purple foliage lasts all summer long. The trumpet-like flowers are adored by hummingbirds. Prefers full to part sun in moist well drained soil. **\$40**

Zones 4-8

4-5'T x 4-6'W

Currently #3, 15" and full




*Weigela florida* 'Sunset'

**My Monet® 'Sunset' Weigela** is a unique dwarf weigela grown primarily for its colorful foliage. It occasionally puts out rosy pink blooms in mid spring, but the main attraction is the variegated chartreuse foliage that blazes in sunset tones of orange, red, and yellow in autumn. It prefers full sun in moist well drained soil **\$20**

Zones 5-7

1 ½' T&W

Currently #1, 8-10" and full



*Weigela* 'Midnight Sun'

**Midnight Sun™ Weigela** is a neat and tidy, bun-shaped shrub with glossy, blazing orange and red foliage especially in summer and autumn. It does bear pink flowers in spring, however, this plant's form and colorful summer through autumn foliage are what makes it special. It prefers full sun in moist well drained soil; deer resistant. **\$20**

Zones 4-8

1 ½' T&W

Currently #1 and 18"



*Yucca filamentosa* 'Color Guard'

**'Color Guard' Yucca**, with slightly arching, sword-shaped, striped foliage of creamy-white against dark green provides great architectural interest. Showy spires of fragrant snow white blooms in summer. Ideal as an accent or container specimen, or used in mass plantings. Needs full sun; tolerant of wind, heat, humidity, deer, and drought.

Evergreen. **\$20**

Zones 4-10

3-6' T&W

Currently #1 and 8-10"

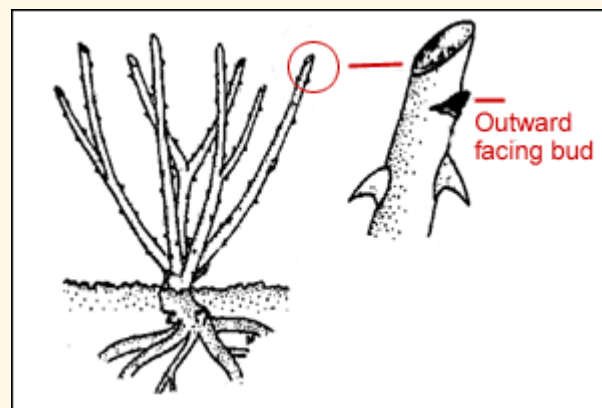


# PRUNING TIPS

by Horticulturist Scott Blair

Pruning is one of the most satisfying tasks that you can perform in an established landscape, but it can also be one of the most intimidating. Many people are hesitant to prune trees and shrubs themselves for fear of causing harm, reducing the bloom set, or accidentally turning a beautiful plant into something unappealing, but these risks don't need to hold you back from experiencing the rewards of pruning. If you follow this simple checklist you can start to have fun with pruning and learn some things along the way!

**Where am I pruning?:** As you begin the process, pay attention to where you are making your cuts. Am I pruning back to a node? Proper cuts at this location are made approx. 1/4" above the node and slanting away from the bud. Am I pruning back to a branch union? Proper cuts at this location should be made just outside of the branch collar and the 3-cut method should be utilized for larger or heavy branches.



**Why are you pruning?:** The answer to this question will give you a focus for your pruning. Are you just trying to remove dead wood, or are you pruning to reduce the height or the spread of a plant? The answers to these questions will help determine the type of pruning that you are most likely going to need to perform.



**How am I pruning?:** Every task requires the proper tools, so make sure you are well equipped to handle the project. Pruners, loppers, and hand saws might all be needed so it is a good idea to have them on hand and make sure that they are in good working order. Safety and sanitation are also important, so add the proper PPE and a spray-bottle of ethanol or isopropyl alcohol to your tool belt as well.

**What are you pruning?:** Before you make any cuts, you need to know what it is that you are pruning. By accurately identifying the plant that you will be working with, you can establish some guidelines for best pruning practices for that specific species/specimen.

**When am I pruning?:** Timing is crucial for giving a plant the ability to heal while not negatively impacting bud/flower development and overall plant health. Most of the time, pruning is scheduled based off of when a plant flowers or when the buds develop. Researching the proper timing for your pruning will give you some more intimate knowledge about the lifecycle of your plants.

If you answer these questions and continue to familiarize yourself with your plants and your practices, you will settle into a schedule in no time. Once you have an idea of the timing and the pruning methods that you need to utilize (dead wooding, heading back, thinning out, rejuvenation, etc.) you can really focus in on the process and start having fun.



# Ornamental Grasses




*Muhlenbergia capillaris*

**Pink Muhly Grass** is a Coastal Virginia native grass with indistinct blue-green foliage for most of the season, then in early fall it brightens the landscape with beautiful, misty, smoke-like clouds of pink blooms. Attractive to butterflies and birds. It prefers full sun in very well drained soil; salt, drought, and heat tolerant; deer resistant. Deciduous. **\$12**  
Zones 5-9  
2-3' T&W  
Currently #1 and 612-15"



*Muhlenbergia capillaris*  
'White Cloud'

**'White Cloud' Muhly Grass** is the white blooming version of the popular pink blooming muhly grass. The flowers of this Coastal Virginia native are a bit more elegant, more upright, and less floppy. The flowers attract a few butterflies, and birds like the seeds. It prefers full sun in very well drained soil; drought, heat, salt, and deer tolerant. **\$25**  
Zones 7-10  
3-4' T&W  
Currently #3 and 3'+



*Muhlenbergia capillaris*  
'Pink Flamingo'

**'Pink Flamingo' Muhly Grass** is a naturally occurring hybrid of two natives. From *Muhlenbergia capillaris* it gets its puffy pink seedheads and from *M. linheimeri* it gets taller stalks for the wispy plumes to bloom on. Like both parents, it flowers September to October. The foliage is thin and has a handsome blue-green color. It prefers full sun in very well drained soil; salt, drought, and heat tolerant; deer resistant.. **\$30**  
Zones 6a-10b  
3-4' T & 2-3' W  
Currently #3 and 3'



# Edible Trees and Shrubs



## Ray's Blueberry Vinaigrette Pasta Salad for a Crowd

When I tell people one of my favorite recipes for fresh picked blueberries is pasta salad.... I get a weird looks almost every time! Yet this recipe has never failed me, and is a favorite for my friends who come over for dinner in summertime.

### Recommendations:

Crunch - I recommend sunflower seeds or pepitas.

Protein - chicken or tofu, generously dry rubbed with thyme, salt, pepper, garlic powder, and lemon zest - to taste.

Greens - a spring mix works best, arugula and spinach will balance the flavors of the dressing.

Cheese - feta, or for a vegan option mix hummus or roasted chickpeas into the salad.

I prefer my pasta salads to be a 50/50 ratio of fresh greens and elbow or penne pasta, letting the cooked pasta wilt down the greens. Adapt to your preferences!

### Ingredients for the dressing:

3 cloves garlic

Salt and pepper (to taste)

2 tbs lemon juice

1 cup fresh blueberries

¼ cup balsamic or white wine vinegar

½ cup olive oil

2 tbsp honey or simple syrup

1 box pasta, plus other preferred add-ins



For extra fall flavors and to wow Thanksgiving guests, add sage to the protein dry rub and vinaigrette as well.

1. Cook protein in advance, cool for 1 hour min or overnight in the refrigerator.
2. Cook pasta according to directions EXCEPT oversalt the water and cook for an additional minute according to "al dente". Strain and immediately mix with greens. Stir until greens are thoroughly wilted. Let cool in fridge min 1 hour or overnight.
3. To a blender or food processor, add garlic, salt, pepper, lemon juice, vinegar, blueberries, and honey. Blend until thoroughly mixed. While on low setting, slowly add olive oil to emulsify and create a creamy texture. This should take 30-60 seconds.
4. Add all cooled components to salad bowl, mix well, and serve.

*Ray Volkin is the NBG Plant Recorder*





*Acca sellowiana*

**Pineapple Guava** features striking pink flowers with a crimson red center, surrounded by glossy green leaves. These shrubs can be planted to form an attractive evergreen hedge, they are easily pruned. Dark green fruit is flavorful with a taste of mint and pineapple, ripening in late summer when they fall from the plant. The bright pink petals are sweet with a hint of cotton candy. Two are needed for best pollination. **\$60**

Zones 8-10

10-15'T&W

Currently #5, 3-4' and full



*Asimina triloba*

**Paw Paw** is a Coastal Virginia native, small understory tree or large shrub. Its foliage is the host plant for the zebra swallowtail butterfly. Delicious custard like fruit ripens in the fall, attracting a variety of birds and mammals. It will grow in full sun to deep shade and prefers moist well drained soil, but is tolerant of occasional wet soil. **\$30** and **\$75**

Zones 5-9

15-30' T&W

Currently #3 and 3-4' and skinny, and #7, 5-7' and skinny




*Carya illinoensis*

**Pecan Trees** are famous for their delicious nuts, but this North American native also provides welcome shade in hot climates. The flowers are insignificant, but if pollinated they will produce pecans which ripen in late summer to fall, attracting assorted wildlife. The species is a host plant for luna moths and hickory horndevils. They will grow in full sun to partial shade in most well drained soil, and once established they can tolerate wet soils and droughts. **\$30**

Zones 5-9

15-30'T&W

Currently #3 and 3½ -4'



*Diospyros kaki 'Fuyu Imoto'*

**'Fuyu Imoto' Asian Persimmon** is the most popular variety in Japan, and produces rounded, flat, orange fruit that is deliciously sweet. It is non-astringent, so you can eat it while it's firm, and it is also self-pollinating! Attractive fall foliage, deciduous. Plant in full sun with moist well drained soil. **\$110**

Zones 7-10


25-30'T x 15-20'W

Currently #7 and 5'+



**Common Persimmon** is a nutritious fruit for wildlife and humans alike, you just need to wait until it is ripe. It is the host plant for several moth species, insect pollinators are attracted to its late spring flowers, and mammals enjoy the ripe fruit. Tough and durable, it withstands whatever conditions Mother Nature gives it, including drought, salt spray, and flooding. It also has attractive fall. Full sun to part shade. Requires nearby males to fruit. **\$30**  
 Zones 4-9

35-60'T x 25-35'W  
 Currently #3 and 5+



*Diospyros virginiana*



**'Brown Turkey' Common Fig** is the most popular and most common fig grown in the Southeast, and it is also one of the most cold tolerant. It produces 1-3" fruits in summer (and perhaps later as well) that have bronze skins and amber pulp. The taste is mild and sweet. Best fruit production will occur in full sun with moist well drained soil. Self-pollinating. **\$60**

Zones 6a-10  
 15-25'T&W  
 Currently #5 and 3'



*Ficus carica* 'Brown Turkey'



**'Celeste' Common Fig** produces small to medium sized pear shaped violet to light violet fruit with red pulp and white to amber flesh, very sweet and very delicious. It is one of the most common and more reliable figs for the Southeast, and it has excellent cold tolerance. 'Celeste' is also valued for its compact size, perfect for the smaller garden. Best fruit production will occur in full sun with moist well drained soil. Self pollinating. **\$60**

Zones 7-10  
 7-10' 'T x W  
 Currently #5 and 20"



*Ficus carica* 'Celeste'



**'Fignomenal' Common Fig** is an exciting new fig for gardeners with limited space. The medium-sized figs are deep brown with a sweet, reddish interior, producing a prolific amount of fruit for its compact size and is ideal for container planting. This variety can be planted outdoors where it will go dormant, or kept in a pot and brought in for the winter as a houseplant, even bearing fruit indoors. Best fruit production will occur in full sun with moist well drained soil. Self pollinating. **\$60**


Zones 7-9  
 2-3'T&W  
 Currently #5 and 2½'



*Ficus carica* 'Fignomenal'







*Ficus carica* 'Olympian'

**'Olympian' Common Fig** produces two crops of green and purple striped fruit with sweet, violet flesh that is excellent for fresh eating, canning or drying. It is incredibly cold hardy and reliably produces two crops. Self-fruitful. Best fruit set in full sun with moist well drained soil. **\$60**

Zones 6-10

4-8'T&W

Currently #5 and 3'



*Malus domestica* 'Honeycrisp'

**Honeycrisp Semi-Dwarf Apple** is Regarded as one of the most flavorful apples out there, both sweet and crunchy. Use any mid early or late blooming apple for pollination. Plant in full sun. **\$75**

Zones 4-9

12-15 'T&W

Currently #7 and 7'



*Malus domestica* 'Red Fuji'

**Red Fuji Semi-Dwarf Apple** offers high quality fruit that is great for both fresh eating and baking. The skin color of the fruit is an attractive pink stripe over green-yellow background. Fragrant, pure white flowers appear in mid to late spring, and attract bees and butterflies. This variety does require a pollinator. Plant in full sun. **\$75**

Zones 5-9

12-15' T&W

Currently #7 and 6'





**'Braeburn' Semi-dwarf Apple** is an introduction from New Zealand and is an early blooming selection with beautiful flowers that are typical of apples attracting a variety of pollinating insects. The sweet, yet tart, fruit ripens later than other apples and is best for fresh eating, plus it stores well into winter. Pollinator required. Prefers full sun in moist well drained soil. **\$75**  
 Zones 5-8  
 12-15' T&W  
 Currently #7 and 6'+



*Malus sylvestris* var. *domestica* 'Braeburn'



**'Illinois Everbearing' Red Mulberry** produces a sweet edible, blackberry-like fruit in summer that can be eaten fresh or made into jams, jellies or wine. The fruit also attracts a wildlife. The tree also attracts butterflies. It will do best in full sun in moist well drained soil. Deer, drought, and moderately salt tolerant. This particular selection is more cold hardy than the species. Self-pollinating. **\$30**  
 Zones 4-9  
 30'T x 20-25'W  
 Currently #7 and 5'



*Morus rubra* 'Illinois Everbearing'



**'Arbequina' European Olive** is a beauty with its silvery blue-green foliage. It begins bearing quality gourmet olives after one year. This tree is slow growing, self-pollinating, and is the most cold tolerant olive. Plant in full sun, must have good drainage, drought tolerant. Evergreen. **\$90**  
 Zones 8-11  
 35-40' T x 20-25' W  
 Currently #5 and 5'



*Olea europa* 'Aberquina'



**Blushingstar Dwarf Peach** bears firm, freestone, white fleshed, late-season (mid-August) fruit with a unique, sweet flavor, and it resists browning when sliced. It is also noted for heavy crops and resistance to bacterial spot. Beautiful spring flowers. Self-pollinating. It prefers full sun in moist well drained soil. **\$75**  
 Zones 5-8  
 10-12' T&W  
 Currently #7 and 6'



*Prunus persica* 'Blushingstar'








*Prunus persica* 'Redgold'

**'Redgold' Dwarf Nectarine** is a large, freestone, sunny-golden fleshed nectarine that has the perfect combination of sweetness and tart flavor. The skin has a beautiful red blush that covers a firm, juicy flesh. Ripens in August. Plant in full sun in moist well drained soil. Self-pollinating. **\$75**

Zones 5-8

8-10' T&W

Currently #7 and 7'



*Prunus persica* 'Redhaven'

**'Redhaven' Dwarf Peach** is a heavy bearing cultivar with red-blushed, yellow skin and sweet yellow flesh. It is idea for fresh eating, canning, and freezing. Pink, fragrant flowers adorn the tree in the spring, and in the fall the foliage is a bright gold. This tree is self-fertile, but does best when planted near another variety. Plant in full sun in moist well drained soil. **\$75**

Zones 5-8

8-10' T&W

Currently #7 and 5'



*Prunus salicina* 'Santa Rosa'

**'Santa Rosa' Dwarf Plum** was developed in 1906 by famed horticulturist, Luther Burbank, and it has been a gardeners' favorite ever since. It is red skinned with amber colored flesh and a sweet, slightly tart flavor. The fruit typically ripens in July. 'Santa Rosa' is self-pollinating, but more fruitful when another Japanese plum is present. It has beautiful spring blooming flowers. Full sun in moist well drained soil. **\$75**

Zones 5-9

10-12' T&W

Currently #7 and 6'



*Punica granatum* 'Grenada'

**'Grenada' Pomegranate** has very showy orange red flowers in summer. However, the attractive red fruit it produces is sweeter than other varieties, good for both juice or to eat fresh. It is beautiful and delicious! Plant in full sun with moist well drained soil. Heat and drought tolerant once established. Self-pollinating. **\$75**

Zones 7-11

8-12' T x 12' W

Currently #7 and 4'



**‘Keiffer’ Dwarf European Pear** features large, yellow-green fruit that matures late. They are good for fresh eating and winter keeping. Showy white flowers bloom in early spring. This tree is self-pollinating, and it will also pollinate other European pears! Prefers full sun in moist well drained soil; drought and wet tolerant once established, but not salt tolerant; disease resistant. **\$75**

Zones 4-8  
8-10' T x 6-7'W  
Currently #7 and 6'



*Pyrus communis* 'Keiffer'



**‘Red Bartlett’ Dwarf Pear** is just like the most popular pear in the U.S., ‘Bartlett’, but the only difference is its beautiful blush-red skin. The sweet buttery flesh is juicy and a treat to eat fresh from the tree, or it can be canned or cooked with. Pears prefer full sun in moist well drained soil. Pollinate with any other European pear except for ‘Sekel’. **\$75**

Zones 5-8  
8-10'T&W  
Currently #7 and 6'



*Pyrus communis* 'Red Bartlett'



**‘20th Century’ Dwarf Asian Pear**, also known as 'Nijisseiki', is one of the best and most productive Asian pear varieties. The flesh is sweet, slightly tart, firm and juicy, good for eating fresh or canning. They ripen in mid to late summer. Beautiful white flowers in spring. Pollinate with any other Asian pear. Plant in full sun with moist well drained soil. **\$75**

Zones 5a-9b  
8-10' T x 6-7' W  
Currently #7 and 6'



*Pyrus pyrifolia* '20<sup>th</sup> Century'



**‘Hosui’ Dwarf Asian Pear** produces mid-large, yellow-russet skinned pears, ripening in mid-August. The fruit is snappy, tangy, very juicy, and keeps well in storage. Best for fresh eating but also great for pies and tarts. Beautiful white flowers in spring. Self-pollinating but also performs well with any another Asian pear. Plant in full sun with moist well drained soil. **\$75**


Zones 5-9  
8-10'T x 6-7'W  
Currently #7 and 6'+



*Pyrus pyrifolia* 'Hosui'







*Rubus ideaus* 'Caroline'

'**Caroline**' **Raspberry** was bred to withstand East Coast heat and humidity. Its bright red, delicious fruit ripens in late summer. Fruits will appear on new canes until late autumn. Prefers full sun in moist well drained soil. Self-pollinating. **\$30**

Zones 4-8

3-4' T&'W

Currently #2 and 15-18"



*Rubus idaeus* 'Prime Ark Freedom'

'**Prime Ark Freedom**' **Blackberry** is unusual compared to others. This thornless variety will bear large fruit on first year canes, usually in July. Second year canes will bear fruit earlier in June, and they will both produce fruit off and on until the first frost. Pinkish white flowers bloom in spring attracting pollinators and the fruit will attract birds and other wildlife. It prefers full sun in moist well drained soil. Self-pollinating. **\$30**

Zones 5-9

4-5' T & 3-4' W

Currently #2



*Sambucus canadensis*

**American Black Elderberry** is wide-spread throughout eastern North America, including Coastal Virginia. In late spring to early summer it has showy clusters of white, fragrant flowers that attract a number of beneficial pollinators. In late summer the nearly black fruit forms and is relished by birds and small mammals. The fruit can also be made into juice, wine, jams, and jellies. Prefers full to part sun in moist soil; tolerant of wet soils. **\$25**

Zones 3-9

5-12' T&W

Currently #3

## Elderflower Syrup *Add to any beverage for a sophisticated, yet sweet flavor!*

Ingredients:

2-3 lemon rinds, cleaned

3 cups granulated white sugar

1-2 cups elderflowers (15 flowerheads with stems and leaves removed)

1 tbs citric acid

1 ¾ cups water

1. Remove any insects or debris from flowers, do not wash.
2. Heat water on low to medium in a saucepan with citric acid and sugar until everything is fully dissolved, let cool to room temp.
3. Add solution to a lidded container with flowers and lemon rinds. Set in fridge.
4. Let sit for 2 days. Strain solids from container and enjoy!



**Southern Rabbiteye Blueberries** offer multi-season interest with white to pale pink flowers in late winter, colorful (and delicious!) summer fruit, and fantastic fall foliage. They will grow in full sun to partial shade, but best fruit production in full sun. They must be pollinated with a different variety of Southern Rabbiteye blueberry. We will offer 3:

**'Climax'** is an early ripening blueberry that produces medium fruit with a sweet flavor. Its growth habit is upright, and it has intense green foliage.

**'Premier'** is an early to mid season producer with large fruit that possesses excellent flavor. It is also highly productive.

**'Tifblue'** is a mid-season ripening plant with medium to large berries, and an upright vigorous habit.

All varieties are **\$15** and **\$30**

Zones 6-9

8-12' T x 6-10' W

Currently #1 and #3



*Vaccinium ashei*



**'Lang Jujube'** has an attractive form and bears striking, large, pear-shaped, golden brown fruit. Fruit is crisp, flavorful and delicious eaten fresh, dried, or candied. An attractive small tree with light gray, lightly contorted branches and dainty light green foliage that turns golden yellow in fall. The flowers are insignificant but attract pollinators. It prefers full to partial sun in moist well drained soil. Partially self-pollinating. **\$75**

Zones 6-11

12-16' T&W

Currently #7 and 7'



*Ziziphus jujuba* 'Lang'

