



Bromelcairns



Bimonthly Newsletter of Cairns Bromeliad Society Inc. 2014 # 4
P.O. Box 28 Cairns Queensland 4870 Australia

President	Bob Hudson	0740533913
V-President	Brendan Leishman	0740578604
Secretary	Dave Weston	0740578604
Treasurer	Lesley Hepburn	0488788892
Librarian	Steven French	0740322283
Editor	Lynn Hudson	0740533913
Editor Assist.	Gail Taifalos	0740392787
Member Concierge	Nalda Wilson	0740544825
Show Steward	Lynn Hudson	0740533913
OIC Raffles	Karen Stevens	0740361086



Honorary Life Member - Grace Goode O.A.M.

Honorary Life Member - Kay Edington

Life Member - Lynn Hudson

Life Member - Robert (Bob) Hudson

Aims of the Society

**Promote and Develop Interest in Bromeliads through Friendship
To Co-operate with similar Clubs throughout the World**

Membership Fee: \$15 Single, \$25 Family, Country Member \$25.
\$7.50 junior (if not in family membership)

Meetings start at 1.pm sharp first Saturday of the month.

Please bring a cup and a chair.

Library: All books & magazines borrowed are to be returned in good order to the following meeting. If not on wait list, they may be rebooked.

Plant Display/Sales: To participate, a member must be financial and circumstances permitting, have attended at least three meetings in the past six months. Where the society is charged a stall fee - 20% of sales are deducted for club funds. No charge venue & meetings - 10% of sales is deducted. All plants to be clean, free of disease, named and price tagged.

Show Plants: Must be the property of and in the custody of the entrant for the past three months. For Society Shows the entrant must be financial and have attended at least three meetings during the past six months.

Pens, Plant Tags & Pots: available at each meeting.

If reprinting article, wholly or in part, please acknowledge Author & Newsletter.
Any article &/or Bromelcairns will be Emailed on request to

lynnie@ledanet.com.au or lynnhudson@bromeliadsdownunder.com

Previous issues are on my website www.bromeliadsdownunder.com.au



2 Club Activities & Around the Members

JULY was Tillandsia day and we saw some beauties. Congratulations to the entrants & a BIG Thank You to Brendan & Bob who take the photos at meetings to share with you.

MINI SHOW

Flowering Tillandsia

- 1st *Tillandsia bulbosa* - Bob Hudson
- 2nd *Tillandsia ionantha* - Dave Weston
- 3rd. *Tillandsia* 'Cotton Candy' - Paul Venturi

Tillandsia

- 1st *Tillandsia xerographica* - Bob Hudson
- 2nd *Tillandsia magnusiana* - Marguerite Sexton
- 3rd. *Tillandsia jalisco-monticola* - Dave Weston



Tillandsia bulbosa



Tillandsia ionantha

POPULAR VOTE:

NOVICE Nil entries

OPEN - Bromeliad

- 1st *Neoregelia* 'Yang' - Steven French
- 2nd. *Guzmania sanguinea* - Lynn Hudson
- 3rd. *Fosterella spectabilis* - Dave Weston

Cryptanthus

- 1st *Cryptanthus* 'Marion Oppenheimer' - Marguerite Sexton
- 2nd. *Cryptanthus* 'Marion Oppenheimer' - Bernice Mark
- 3rd *Cryptanthus* 'Pink Frost' - Lynn Hudson

Tillandsia

- 1st *Tillandsia* 'Cotton Candy' - Paul Venturi
- 1st. *Tillandsia ionantha* ball - Steven French
- 2nd. *Tillandsia xerographica* - Bob Hudson
- 2nd. *Tillandsia bulbosa* - Bob Hudson

Tillandsia xerographica




Tillandsia ionantha ball



Fosterella spectabilis
Guzmania sanguinea



Neoregelia 'Yang'



Cryptanthus 'Marion Oppenheimer'



ORTHOPHYTUM - by DAVE WESTON

an overview of the genus - presented at Bloomin Broms, June 2014

The genus Orthophytum sit within the sub family Bromelioideae. The genera Cryptanthus and Lapanthus are the most closely related, future revision of these genera and the genus Orthophytum may see some species reassigned to one or the other genera.

Distribution - Orthophytum are endemic to regions within the north and east of Brazil.



2 taxa
approx 26 taxa
approx 21 taxa
approx 11 taxa




Orthophytum burle-marxii

The genus has approximately 60 species of which 50 or so have been formally described and there are still new species being discovered. The taxonomic knowledge of orthophytum is still quite rudimentary, many species are poorly researched and only known from type collection specimens.

Habitat and Ecology

Orthophytum are terrestrial and predominantly rupicolous - growing on or amongst rocks. They inhabit the Caatinga area, plus granitic gneiss inselbergs, and quartzitic-sandstone outcrops in the *campos rupestres* or “rocky fields”



‘inselbergs’ = an isolated hill, ridge or small mountain that rises abruptly from virtually level land.



Caatinga habitat with Encholorium and cactus species.

Ortho. horridum with *Melocactus*



[Ed: The Caatinga biome is exclusive to the Northeast of Brazil. It is the largest dry forest in South America, it also has moist forest enclaves and is rich in biological diversity. ‘gneiss’ = coarse grained metamorphic rock.]

[Orthophytum continued]

Campos rupestre, literally means 'rock fields', in this context refers to a type of shrubby montane savanna vegetation of the Espinhaço Range formed from an ancient plateau of precambrian rock. The range is not continuous, but separated by deep river valleys. There is a high diversity of plant species with many endemic to discrete plant communities. The climate typically is mild wet summers followed by a 3-4 month dry winter. Temps average 17-20c.

Rock Fields

Vegetation varies in campos rupestre.



Many species are heliophiles, (growing in full sun) and often at high altitudes. A few species are endemic to terrestrial rain forest habitat. A large number of the species are highly localised and endemic to very small areas, often only inhabiting a few rocky outcrops or discrete niches.

Orthophytums are often found growing in association with other bromeliads, orchids, bryophytes and lichens on exposed rocky outcrops where their roots can take advantage of the moisture and nutrient resource within the stabilized layer of peat and humus which accumulates over time.

Orthophytum Morphology

Orthophytums have a well developed fibrous root system and are essentially terrestrials taking up most of their nutrients and water from the soil substrate.

In habitat these species tend to establish themselves in rock crevasses' where their roots can access the humus and moisture which is directed into these repositories from off the surrounding rocks.

Orthophytums are particularly variable with growth form, generally the foliage tends to be more succulent than most other bromeliad genera, prominent spines along the margins of the leaves are a characteristic feature.

There is considerable variation even within species, such as *O disjunctum* which has forms with a dense cover of white trichomes ranging through to grabrous forms with smooth glossy foliage which can vary from a reddish colour to a dark green.

The genera Orthophytum is divided arbitrarily into two main complexes.

These two complexes are determined by inflorescence structure.

The sessile inflorescence complex. The scapose inflorescence complex.

Sessile Inflorescence - The principal characteristic of the sessile inflorescence group is that these species produce their flowers in the centre of the leaf rosette, however the foliage does form a tank. The foliage is stiff to rigid long narrow leaf blades with spiny margins. At the onset of flower initiation the foliage will turn a brilliant red, some species exhibit contrasting colour characteristics.



Orthophytum burle-marxii

Orthophytum sp. aff. roseum
side view of inflorescence



The exception here are the caulescent species of the “subcomplex vagans” such as *Orthophytum vagans* and *Orthophytum zanonii*. These species are characterized by long foliated stems and produce their flowers in the axis of the terminal leaves.

Scapose Inflorescence - Within this complex is the “sub-complex disjunctum”, this includes species like: *Orthophytums disjunctum*, *glabrum*, *rubrum*, *gurkenii* and, in comparison, the relatively dwarf species with short scape inflorescence such as *saxicola*.



^ *Ortho. disjunctum*

Orthophytum gerkenii

Orthophytum fosterianum

Pic centre - *Orthophytum gurkenii* inflorescence scape prior to flowering.

Pic right - *Orthophytum fosterianum* at scape development and at rosette stage - under cultivation it can develop quite soft lush foliage, in habitat it has a different appearance. The example of an *Ortho. disjunctum* inflorescence scape shows the glomerate spikes of spent flower clusters along the upper portion of the scape, you can also see that there is a distinct difference in the leaf shape and the scape bracts at the base of the spikes.

The foliage of the scapose group tends to be more succulent and the leaf blades are more often quite broad and triangular in form. Some species in this group can be quite soft, all exhibit some degree of spinness on the leaf margins.

To add further complication, under the scapose inflorescence complex is another

group; “sub-complex leprosum”. The disjunction sub-complex form a distinct rosette of leaves prior to development of the inflorescence. The leprosum sub-complex species do not develop a rosette and the leaves are not clearly distinguishable from the scape bracts.



O. rubrum with 300mm long stolon yet to develop terminal offset.

O. glabrum showing offsets on short stolons and exiting the drain holes. The top one is developing roots and could be removed.

Ortho. benzingii *Ortho. sanctum* seed capsules

Reproduction and Propagation of Orthophytum

All Orthophytum species are capable of producing viable **seed**. However unless the grower is seeking a new form or variation there is little advantage in using seed, as the resulting plants can be quite variable and slow to produce.

Vegetative propagation. All Orthophytum will reproduce vegetatively either by offsets produced basally or on stolons, or on terminal point of the scape flower.



Basal offsets of *Ortho.* “Stellar Beauty” and *Ortho. aff. roseum*

Some species within the scapose complex, produce offsets at the terminal point of the individual flower spikes on the scape



Cultivation Requirements

Orthophytum are well suited to either container or garden cultivation. They require bright light and good air circulation. Many can tolerate full sun exposure given adequate depth of soil and moisture. Soil media should be well drained but rich in organic matter.

They have requirements similar to Cryptanthus except they are tolerant of much higher light intensity and will generally tolerate extended periods of dryness.

Pests and Disorders

Orthophytum have very few pest issues, the main one would be Mealy Bug. Root rots may occur with soil media that is not free draining.

Leaf rot can occur when water stays on the leaf surface for an extended period.

Garden and Landscape Applications

The sessile group of Orthophytum are best suited as container plants as they are often slow to reproduce and can become lost in a garden situation.

The scapeose group are well suited to garden and landscape applications as they will quickly establish and often naturalise in the garden. These also make great potted plant specimens as they go through their various growth stages.

Orthophytum Intergenerics

Most of the worthwhile intergeneric crosses have been made with Neoregelia.

X Neophytum 'Firecracker', 'Ralph Davis', 'Gary Hendricks', 'Hytime'.

Summary

The main distribution is Brazil

There are at least 50 known described species

New species are still being found in the wild

They are terrestrial plants often found in harsh stony habitats

There is considerable variation in growth forms, even within species

There are two main complexes, the Sessile and the Scapose.

Easily propagated by removing offsets

Adaptable to cultivation

Require well drained organic soil media

Bright light to full sun

Few pests

Ensure free air movement and avoid prolonged wetting of foliage

The sessile group are best suited to containers

The scapose are more adaptable and can be used in garden landscapes //



Orthophytum vagans



Cairns Show Report 2014 by Lynn



There were 134 entries and they provided a good exhibit of the standard of our plants and filled the 4 stands allocated to us. Thank you to those who entered. Entries were Lynn 40, Dave 30, Bob 20, Lesley 18, Bernice 13, Steven 7, Monica 4, Francis 2.

Points gained Lynn 65, Dave 45, Bob 23, Lesley 15, Bernice 8, Steven 15, Francis 3. Lesley and Dave were excellent workers both in entering the plants and at judging time, then replacing the plants to provide an attractive display.

Thank You Lesley and Dave for a sterling job, your help is appreciated.

Our Champion grower was Steven French with *Neoregelia* 'Yang'.

'Yang' was huge, over two metres across and arching up to a metre.

Colour was excellent and it was shining with health. Ripper Steve.

Runner up was Lesley Hepburn with *Tillandsia xerographica*.

Lesley's *xerographica* was a beautiful pink, had few marks and was a perfect shape.

Good on you Lesley.




U did good Lezzy



Neoregelia 'Yang'

Tillandsia xerographica





Club Activities & Around the Members


MINI SHOW - Neoregelias - there were some beauties and our Champion Bromeliad grower sparkled & flashed throughout the day!!

Mini Neoregelia

- 1st *Neoregelia* 'Shamrock' – Bernice Mark
- 2nd *Neoregelia* 'Hot Embers' – Dave Weston
- 3rd. *Neoregelia* 'Palmares' – Steven French

Neoregelia

- 1st *Neoregelia* 'Banggarrang Rainbow' – Brendan
- 2nd *Neoregelia* 'Orange Glow' – Steven French
- 3rd. *Neoregelia* 'Carch Rainbow' - Dave Weston



Neoregelias 'Shamrock'

'Hot Embers

POPULAR VOTE:

NOVICE *Neoregelia* 'Grace' - Yvonne Palmer

OPEN - Bromeliad


- 1st *Neoregelia* 'Shamrock' – Bernice Mark
- 2nd. *Guzmania* 'Hapa' – Bernice Mark
- 2nd. *Neoregelia* 'Sonic Boom' – Bernice Mark

Cryptanthus

- 1st *Cryptanthus* 'Imposter Red' – Dave Weston
- 2nd. *Cryptanthus* 'Elaine' - Marguerite Sexton
- 3rd *Cryptanthus* 'Black Mood' – Brendan Leishman

Tillandsia

- 1st *Tillandsia stricta* – Marguerite Sexton
- 2nd *Tillandsia gardneri* – Dave Weston
- 3rd. *Tillandsia bulbosa* (monster) – Brendan Leishman
- 3rd. *Tillandsia ionantha* (lge form)– Bob Hudson



'Banggarrang Rainbow'

'Carcharodon Rainbow'





'Sonic Boom'

'Orange Glow'

Tillandsias stricta,

gardneri,

ionantha.



Guz. 'Hapa'

Neoregelia 'Grace'

Neo. 'Piccolo'

Mr Sparkley

More Cairns Show Plants



If A is success in life, then $A = X + Y + Z$.

Work is X; Y is play; and Z is keeping your mouth shut." - Albert Einstein

Never underestimate the impression you may make on others.

Whose life have you touched today?

Life is a journey... NOT a guided tour.

Nothing just happens or just gets done,
Someone has to make it happen or do it.





Tel: (07) 4035 2670 | Fax: (07) 4035 2698

279 Spence Street, Bungalow | PO Box 166, Bungalow QLD 4870

Email: sales@nuleaf.com.au | www.nuleaf.com.au

*fertilisers *fungicides *herbicides *spraying equipment
*plastic pots *orchid & squat pots *planter bags *plant tags
*potting mix *perlite *vermiculite *charcoal *orchid bark
*shade cloth *poly films *weed control mat



Everything for growing gardens

Hudson's Bromeliads Down Under

Bromeliads & Tillandsias **Bob & Lynn Hudson** ABN 66 951 932 976

47 Boden St. Edge Hill Cairns Phone: (07) 40533 913 email: lynnie@ledanet.com.au

"Bromeliads in Paradise" Honolulu 8-14 September 2014

Information & Registration Form -

http://www.bsi.org/events/2014/2014_Registration_Form.pdf

Learn from the Best * Enjoy Time with Old Friends * Make New Friends * Buy Amazing Plants



Cairns Lovebirds - bred by Karen Stevens

6 Alabama Street, Whiterock, Qld 4868

Phone 0419021302 bpklstevens@bigpond.com



"Bromsmatta" 18th Australian Bromeliad Conference

Novotel Paramatta, NSW 16-19th April 2015

Interesting Speakers from USA & Australia

Learn from the Best * Enjoy Time with Old Friends * Make New Friends

Buy amazing Plants. Info www.bromeliad.org.au phone 040820226

Accommodation: www.accorhotels.com.au phone 02963049999

"Bromeliad Cultivation Notes" by Lynn Hudson

A little 'how to' book. Cultivation made easy. Basics in language anyone can follow.

"Bromeliads Under the Mango Tree" by John Catlar

A 'must have' book to help you think and grow your bromeliads better.

Both available in bulk at reduced price.

Contact Lynn on 07 40533913 or lynnie@ledanet.com.au or

LynnHudson@BromeliadsDownUnder.com

