

Three new species of *Petalostelma* (Apocynaceae), and enlightenment of the concept of *P. sarcostemma*

Authors: Batista Santos, Amanda Pricilla, Farinaccio, Maria Ana, Ribeiro, Patrícia Luz, Meve, Ulrich, and Rapini, Alessandro

Source: Willdenowia, 49(3) : 285-293

Published By: Botanic Garden and Botanical Museum Berlin (BGBM)

URL: <https://doi.org/10.3372/wi.49.49301>

BioOne Complete (complete.BioOne.org) is a full-text database of 200 subscribed and open-access titles in the biological, ecological, and environmental sciences published by nonprofit societies, associations, museums, institutions, and presses.

Your use of this PDF, the BioOne Complete website, and all posted and associated content indicates your acceptance of BioOne's Terms of Use, available at www.bioone.org/terms-of-use.

Usage of BioOne Complete content is strictly limited to personal, educational, and non - commercial use. Commercial inquiries or rights and permissions requests should be directed to the individual publisher as copyright holder.

BioOne sees sustainable scholarly publishing as an inherently collaborative enterprise connecting authors, nonprofit publishers, academic institutions, research libraries, and research funders in the common goal of maximizing access to critical research.

AMANDA PRICILLA BATISTA SANTOS^{1*}, MARIA ANA FARINACCIO², PATRÍCIA LUZ RIBEIRO^{1,3}, ULRICH MEVE⁴ & ALESSANDRO RAPINI¹

Three new species of *Petalostelma* (*Apocynaceae*), and enlightenment of the concept of *P. sarcostemma*

Version of record first published online on 26 November 2019 ahead of inclusion in December 2019 issue.

Abstract: *Petalostelma* is a taxonomically neglected genus of *Apocynaceae* with only seven species of climbing plants and voluble subshrubs with the smallest flowers of *Metastelmatinae* (c. 6 mm in diam.), mainly characterized by rotate corolla and fleshy gynostegial corona, with or without an annular corolline corona. During the revision of the genus, we recognized three new species of *Petalostelma*, two of which had specimens misidentified as *P. sarcostemma*, a species originally known only from Argentina. Here, we describe and illustrate these new species – *P. andinum*, *P. auriculatum* and *P. longipedunculatum* – and compare them with the other species of *Petalostelma* that also have flowers without corolline corona. The three new species occur in the Andean dry forests of Bolivia, but *P. andinum* also occurs in Argentina and *P. longipedunculatum* in the Brazilian Cerrado. Additionally, the occurrence of *P. sarcostemma* is confirmed for Bolivia and reported for the first time in Brazil here.

Resumo: *Petalostelma* é um gênero taxonomicamente negligenciado de *Apocynaceae* com apenas sete espécies de trepadeiras e subarbustos volúveis com as menores flores de *Metastelmatinae* (c. 6 mm diâm.), caracterizadas principalmente pela corola rotada e corona ginostegial carnosa, com ou sem uma corona corolína anular. Durante a revisão do gênero, reconhecemos três novas espécies de *Petalostelma*, duas das quais com espécimes erroneamente identificados como *P. sarcostemma*, uma espécie originalmente conhecida apenas da Argentina. Aqui, descrevemos e ilustramos essas novas espécies – *P. andinum*, *P. auriculatum* e *P. longipedunculatum* – e as comparamos com as outras espécies de *Petalostelma* que também possuem flores sem corona corolína. As três novas espécies ocorrem nas florestas secas andinas da Bolívia, porém *P. andinum* também ocorre na Argentina e *P. longipedunculatum* nas savanas do Cerrado brasileiro. Adicionalmente, a ocorrência de *P. sarcostemma* é confirmada na Bolívia e registrada pela primeira vez no Brasil aqui.

Key words: *Apocynaceae*, *Asclepiadaceae*, *Asclepiadoideae*, *Gentianales*, *Metastelmatinae*, neotropics, new species, *Petalostelma*, South America, taxonomy

Article history: Received 29 April 2019; peer-review completed 20 June 2019; received in revised form 8 July 2019; accepted for publication 26 July 2019.

Citation: Santos A. P. B., Farinaccio M. A., Ribeiro P. L., Meve U. & Rapini A. 2019: Three new species of *Petalostelma* (*Apocynaceae*), and enlightenment of the concept of *P. sarcostemma*. – *Willdenowia* 49: 285–293. doi: <https://doi.org/10.3372/wi.49.49301>

Introduction

Petalostelma E. Fourn. (*Metastelmatinae*, *Asclepiadoideae*, *Apocynaceae*) is a genus of climbing plants and voluble subshrubs with the smallest flowers of *Metastelmatinae* (c. 6 mm in diam.) arranged in umbelliform cymes, mainly

characterized by the rotate corolla and a gynostegial corona with five fleshy lobes basally connate and, eventually, an annular corolline corona surrounding the gynostegium (sensu Liede & Kunze 1993). It was originally proposed in the *Flora Brasiliensis* (Fournier 1885), including only the type species *P. martianum* (Decne.) E. Fourn., followed by

1 Programa de Pós-graduação em Botânica, Departamento de Ciências Biológicas, Universidade Estadual de Feira de Santana, 44036-900, Feira de Santana, Bahia, Brazil; *e-mail: amanda.pricilla@hotmail.com (author for correspondence).

2 Laboratório de Botânica/Herbário COR, Universidade Federal do Mato Grosso do Sul, Campus do Pantanal, 79304-902, Corumbá, Mato Grosso do Sul, Brazil.

3 Centro de Ciências Agrárias, Ambientais e Biológicas, Universidade Federal do Recôncavo da Bahia, 44380-000, Cruz das Almas, Bahia, Brazil.

4 Department of Plant Systematics, University of Bayreuth, Bayreuth, Germany.

the description of the second species, *P. cearense* Malme, four decades later (Malme 1927). Since then, the genus was mainly treated by Fontella-Pereira (1994) and Liede & Meve (2001), who proposed a new species (*P. dardanoi* Fontella) and new combinations, respectively.

Currently, *Petalostelma* consists of seven species in South America (Argentina, Bolivia, Brazil, Paraguay; Endress & al. 2018), most of them were originally described in other genera (e.g. *Cynanchum* L. and *Metastelma* R. Br.), and are primarily known from their original descriptions. *Petalostelma* has been somewhat neglected and many specimens in the genus have not been correctly identified, which is probably due to the extraordinarily small diagnostic details of the flowers (e.g. corona lobes, anthers and pollinaria, see below). Its phylogenetic position along the initial evolution of *Metastelmatinae* is not congruent among phylogenetic studies with molecular data (e.g. Ribeiro & al. 2012; Silva & al. 2012; Ribeiro & al. 2014; Liede-Schumann & al. 2014), but the monophyly of the genus has never been questioned.

Field work and the study of herbarium specimens during the taxonomic revision of *Petalostelma* revealed three new species from Bolivia, one of them also distributed in Argentina and other one also occurring in Brazil. The new species have flowers without corolline corona, and specimens of two of them have been misidentified as *P. sarcostemma* (Lillo) Liede & Meve. Below, we describe and illustrate these new species and compare their morphology with those of the other two species of *Petalostelma* without corolline corona: *P. sarcostemma* and *P. robertii* (S. Moore) Liede & Meve. Additionally, we describe and illustrate *P. sarcostemma*, confirm its occurrence in Bolivia (from Santa Cruz, but not from La Paz, as previously reported by Fuentes & Morales 2014), and expand its known distribution to Brazil, near the border with Bolivia.

Material and methods

For the taxonomic treatment of *Petalostelma*, we analysed more than 200 specimens in 22 herbaria: ALCB, ASE, CEN, CGMS, COR, EAC, HST, HUEFS, HUTO, IBGE, IPA, JPB, LPB, MBM, MSUN, PEUFR, R, RB, UB, UFRN, UFP, ULM (acronyms according to Thiers 2018+), as well as available images and illustrations. The terminology used for vegetative and reproductive structures is based on Radford & al. (1974) and Harris & Harris (1994).

Results and Discussion

***Petalostelma andinum* Meve, Liede & A. P. B. Santos, sp. nov.** – Fig. 1A–E.

Holotype: Bolivia, Cochabamba, Capinota, Comunidad de Apillapampa, 17°50'27"S, 66°14'43"W [-66.245278, -17.840833], fl., 26 Mar 2003, *E. Thomas* 357 (LPB!).

Diagnosis — *Petalostelma andinum* is morphologically similar to *P. longipedunculatum*, but can be distinguished from it by the shorter peduncles (≤ 0.4 cm vs ≥ 0.9 cm long), the corona with conical and massive lobes (vs ovate to rounded and flattened to slightly concave lobes), and smaller corpusculum (≤ 0.07 mm vs ≥ 0.1 mm long) and pollinia (≤ 0.9 mm vs ≥ 0.13 mm long).

Description — Plants climbing; branches glabrous; latex white. Leaves opposite to verticillate; lamina linear, narrowly elliptic to falcate, 1.2–2.5 × 0.2–0.4 cm, base cuneate, apex acute, margins revolute, both surfaces glabrous, coriaceous, colleters falcate, borne adaxially at base; petiole 2–3 mm long. Inflorescences umbelliform, congested, 2–6 flowers per cyme; peduncle 0.2–0.4 cm long, glabrous; bracts 1.1–1.4 × 0.18–0.25 mm; bracteoles not seen. Pedicel 2.5–7 mm long, glabrous. Sepals lanceolate, 1.2–1.7 × 0.4–0.6 mm, apex acute, glabrous. Corolla rotate, pinkish to dark purple, adaxially villous, abaxially glabrous; tube c. 0.5 mm long; lobes ovate, 1.3–2 × 1.2–1.5 mm, apex subacute. Gynostegial corona rotate; lobes dark purple, patent, cylindrical to conical, 0.3–0.45 × 0.24–0.30 mm, apex rounded to subacute. Corolline corona absent. Gynostegium subsessile, c. 0.5 mm long; anthers 0.27–0.4 × 0.25–0.4 mm; corpusculum obovate, 0.06–0.07 × 0.03–0.04 mm; caudicles 0.02–0.05 mm long; pollinia elliptic to ovate, 0.07–0.09 × 0.04–0.05 mm; style-head discoid, c. 0.5 mm in diam. Follicles one per flower (observed in Argentinian material only; Liede & Meve 2001: fig. 6G), linear-fusiform, c. 80 × 5 mm, smooth, pendant. Seeds dark brown, oblong, c. 7 × 1.5 mm, smooth, marginally with a wing c. 0.3 mm wide, entire; coma white, c. 15 mm long.

Phenology — The species was collected with flowers in February and March, and with fruits in February.

Distribution and ecology — *Petalostelma andinum* was found climbing on shrubs, slopes or rocks, in valleys with seasonally dry forests, more than 2000 m a.s.l., in the Capinota and Campero provinces (Bolivia), but at approximately 1000 m a.s.l. in the Salta and Tucumán provinces (Argentina) (Fig. 3).

Conservation status — Known from seven locations, *Petalostelma andinum* has an extent of occurrence of 81 800 km² and area of occupancy of 7 km² (calculated with the help of Geospatial Conservation Assessment Tool – GeoCAT: <http://geocat.kew.org>, considering 1 km² cells). This would fit the category Critically Endangered (CR) according to the B2 criteria (AOO < 10 km²). Nevertheless, we did not identify any other condition or plausible future threat to consider the species threatened. Thus, *P. andinum* should probably be better classified as Near Threatened (NT) according to the criteria of IUCN (2001).

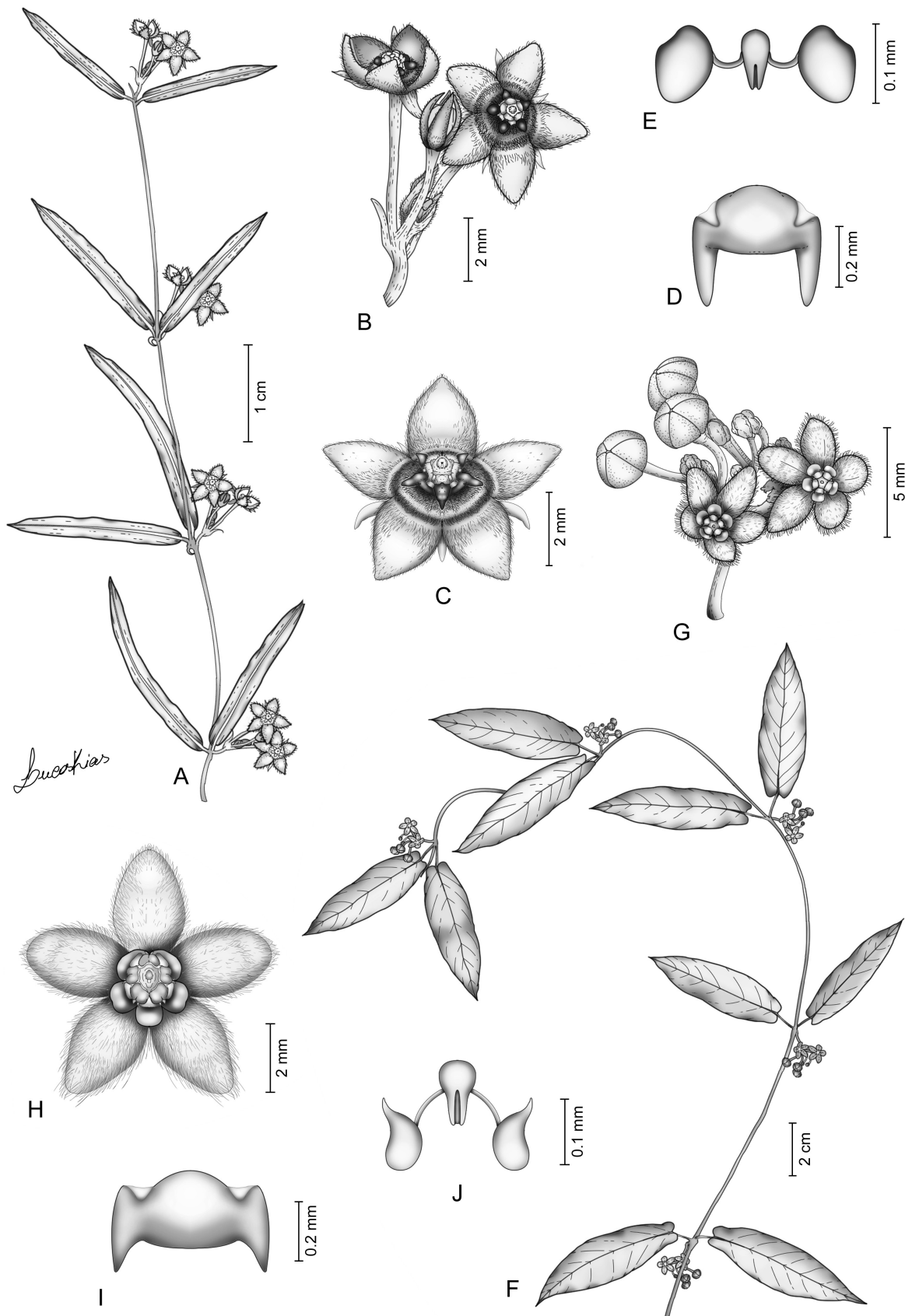


Fig. 1. A–E: *Petalostelma andinum*; A: branch with flowers; B: inflorescence; C: flower; D: anther; E: pollinarium. – F–J: *Petalostelma auriculatum*; F: branch with flowers; G: inflorescence; H: flower; I: anther; J: pollinarium. – Drawn from: *P. andinum*: A, C from Thomas 357, B, D, E from Wood & M. Atahuachi 21587; *P. auriculatum*: F, I, J from Araújo & al. 433, G, H from Cayola & al. 13. – All drawn by Lucas Menezes Silva.

Etymology — The epithet is a reference to its occurrence in the Andean mountains.

Remarks — *Petalostelma andinum* is morphologically similar to *P. longipedunculatum* due to the narrowly lanceolate leaves and patent corona lobes, with subacute to obtuse apex. However, it can be easily distinguished from *P. longipedunculatum* by the features noted above. *Petalostelma andinum* had been misidentified as *P. sarcostemma* in herbaria and was mistakenly illustrated in its place when Liede & Meve (2001: fig. 6) transferred *Cynanchum sarcostemma* Lillo to *Petalostelma*. The two species, however, can be distinguished by the corona lobes, patent and cylindrical to conical in *P. andinum* but erect and depressed ovate in *P. sarcostemma*. Fig. 4 shows the main diagnostic features distinguishing *P. andinum*, *P. longipedunculatum* and *P. sarcostemma*, as well as the also similar *P. robertii*, which is otherwise characterized by revolute leaves (Liede & Meve 2001: fig. 5).

Additional specimens examined — ARGENTINA: Tucumán, San Pedro de Colalao, 26°14'0"S, 65°29'0"W [-65.483333, -26.233333], 1120 m a.s.l., fl. & fr., 17 Feb 1993, S. Liede & J. Conrad 3090 (MSUN, ULM); Salta, La Candelaria; right before river crossing, c. 1000 m a.s.l., fl., 18 Feb 1993, S. Liede & J. Conrad 3099 (ULM); Salta, Cerro de San Bernardo; c. 1 km from beginning of road, 1200 m a.s.l., fl., 22 Feb 1993, S. Liede & J. Conrad 3101 (MO, ULM). BOLIVIA: Cochabamba, Capinota, entre Poqueras y Santivañez, antes de llegar a la quebrada de Huirquina, 17°21'13"S, 66°09'39"W [-66.160833, -17.353611], fl., 5 Feb 2005, J. R. I. Wood & M. Atahuachi 21587 (LPB); *ibid.*, c. 1 km S of Playa Ancha and 2 km N of Capinota, fl., 17 Mar 1999, J. R. I. Wood 14703 (LPB); *ibid.*, Campero, Villa Granada y Peña Colorada, 18°12'06"S, 65°00'03"W [-65.000833, -18.201667], fl., 3 Mar 2005, J. R. I. Wood & al. 21715 (LPB).

***Petalostelma auriculatum* A. P. B. Santos & Meve, sp. nov.** – Fig. 1F–J, 2A.

Holotype: Bolivia, La Paz, Franz Tamayo, Parque Nacional Madidi, camino de Apolo-Azarimas, arroyo Pintata, 14°27'57"S, 68°32'9"W [-68.535833, -14.465833], 863 m a.s.l., fl., 19 Feb 2003, A. Araújo, H. Cabrera, M. Calzadilla, F. Canqui, L. Cayola, C. Maldonado & N. Paniagua 433 (LPB!; isotypes: MO!, USZ!).

Diagnosis — *Petalostelma auriculatum* is easily distinguished from all congeners by the leaves with a (sub)auriculate base and pollinia with acuminate apex.

Description — Plants climbing; branches glabrous; latex not seen. Leaves opposite; lamina elliptic, 3.5–5.7 × 1.3–2.2 cm, base (sub)auriculate, apex acute to acuminate, margins plane, membranaceous, both surfaces glabrous, colleters not seen; petiole 5–8 mm long. In-



Fig. 2. A: *Petalostelma auriculatum*, inflorescence (Bolivia, La Paz, Franz Tamayo, Madidi National Park, 18 Apr 2013, photograph by A. Fuentes). – B: *Petalostelma sarcostemma*, inflorescences (Brazil, Mato Grosso do Sul, Ladário, APA Baía Negra, 30 Nov 2016, photograph by M. A. Farinaccio).

flowers umbelliform, congested, 4–8 flowers per cyme; peduncle 0.3–0.5 cm long, glabrous; bracts not seen; bracteoles c. 0.5 × 0.2 mm. Pedicel 3.5–4.5 mm long, glabrous. Sepals ovate, 0.8–1 × 0.5–0.7 mm, apex acute, glabrous. Corolla rotate, pinkish, adaxially pubescent, abaxially glabrous; tube c. 0.4 mm long; lobes ovate, 2–2.5 × 1.6–1.8 mm, apex acute. Gynostegial corona rotate; lobes pinkish, patent, oblate, flattened, 0.4–0.5 × 0.5–0.6 mm, apex rounded. Corolline corona absent. Gynostegium subsessile, c. 0.5 mm long; anthers 0.32–0.35 × c. 0.4 mm; corpusculum obovate, 0.07–0.1 × 0.04–0.06 mm; caudicles 0.05–0.07 mm long; pollinia ovate, 0.11–0.14 × 0.07–0.08 mm, apex acuminate; style-head discoid, c. 0.7 mm in diam. Fruits and seeds not seen.

Phenology — The species was found with flowers only in February.

Distribution and ecology — *Petalostelma auriculatum* is known only from Madidi National Park, in the province of Franz Tamayo, Bolivia (Fig. 3), occurring in dry forests at mountain tops, between 800 and 1000 m a.s.l.

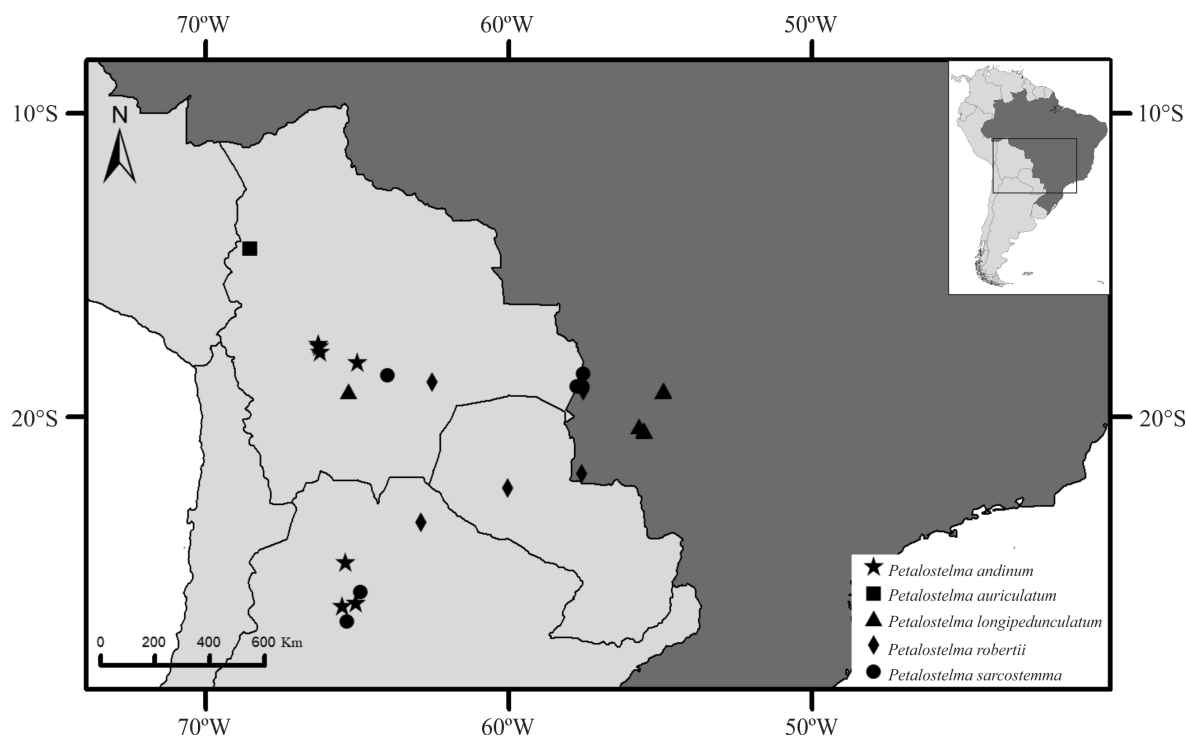


Fig. 3. Distribution of the species of *Petalostelma* exhibiting flowers without corolline corona.

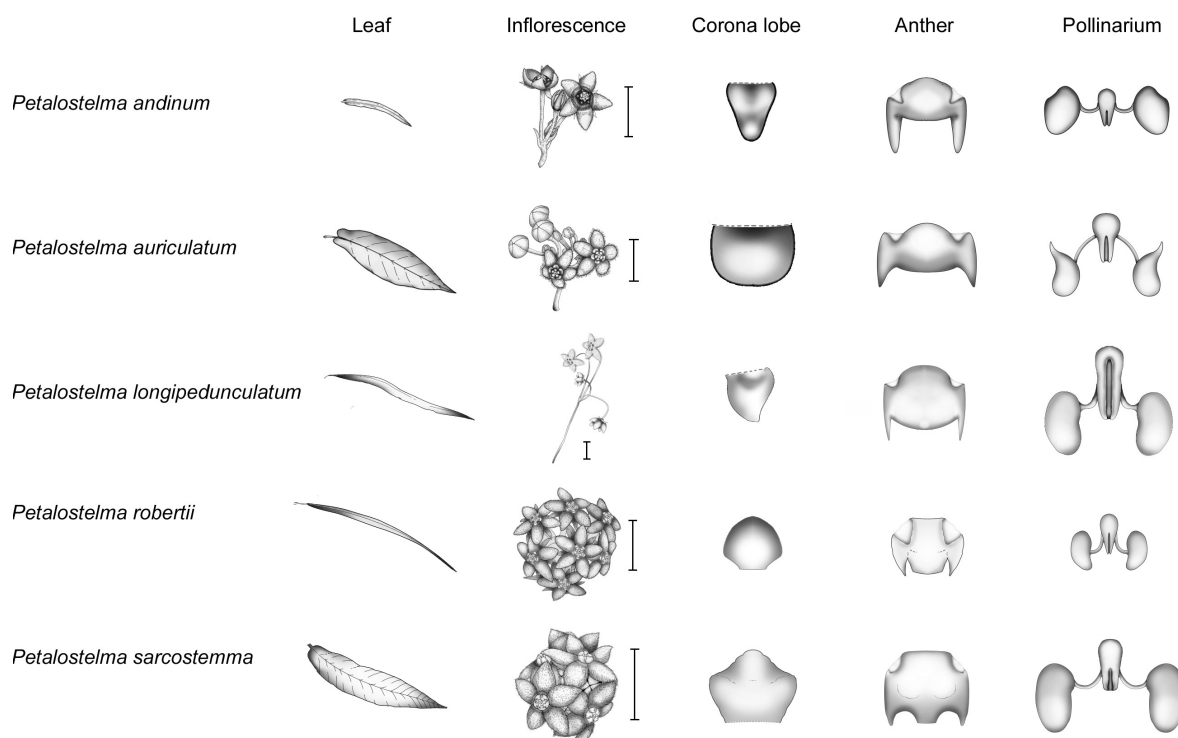


Fig. 4. Main diagnostic features distinguishing the species of *Petalostelma* without corolline corona; for direct comparison, floral structures are under the same scale (inflorescence scales = 4 mm).

Conservation status — *Petalostelma auriculatum* is known from only two specimens from the same locality (approximately 0.5 km from one another), corresponding to an area of occupancy and occurrence smaller than 10 km² (considering a 3 × 3 km cell). Despite the nar-

row distribution, the species inhabits the Madidi National Park, in NW Bolivia, one of the largest protected areas in this country, comprising a reserve of 1 271 500 ha and an Integrated Natural Area Management (IMNA) of 624 250 ha (Salinas & Wallace 2012). According to the B2a crite-

ria of the IUCN (2001), *P. auriculatum* partially fits the Critically Endangered category (CR) and, according to the D2 criterion (≤ 5 locations), the Vulnerable category; however, it does not meet any other condition to justify these classification and therefore should be considered as Near Threatened (NT).

Etymology — The specific epithet refers to the leaves, which are basally auriculate.

Remarks — *Petalostelma auriculatum* is morphologically similar to *P. longipedunculatum* because of the patent and flattened corona lobes, but is easily distinguished from it by the basally (sub) auriculate, elliptic leaves (vs basally acute, lanceolate leaves in *P. longipedunculatum*), shorter peduncles (≤ 0.5 cm vs ≥ 0.9 cm long) and, most significantly, the apically acuminate pollinia (vs apically rounded) (Fig. 4). The shape of the pollinia in *P. auriculatum* is unique, unknown from any other species in the *Metastelmatinae*.

Additional specimens examined — BOLIVIA: La Paz: Franz Tamayo, Parque Nacional Madidi, a 450 m del campamento em dirección SE, 14°28'06.5"S, 68°32'19.7"W [-68.538806, -14.468472], 1011 m a.s.l., fl., 19 Feb 2003, L. Cayola & al. 13 (LPB).

Petalostelma longipedunculatum A. P. B. Santos, **sp. nov.** — Fig. 5A–E.

Holotype: Brazil, Mato Grosso do Sul, Aquidauana, Piraputanga, fl. & fr., 18 Feb 1970, G. Hatschbach 23787 (COR!; isotypes: CGMS!, ESA!, MBM!, UB!, SPF!, W!).

Diagnosis — *Petalostelma longipedunculatum* differs from the morphologically most similar species, *P. andinum*, by the longer peduncles (≥ 0.9 cm vs ≤ 0.4 cm long), the gynostegial corona with ovate to rounded and flattened to slightly concave lobes (vs conical and massive coronal lobes), and larger corpusculum (≥ 0.1 mm vs ≤ 0.07 mm long) and pollinia (≥ 0.13 mm vs ≤ 0.09 mm long).

Description — Plants climbing; branches glabrous when young, sparsely pubescent, with lenticels and detaching rhytidome when old; latex white. Leaves opposite; lamina lanceolate, 3–6.5 × 0.2–0.9 cm, base cuneate to attenuate, apex acute, margins revolute, papyraceous, both sides glabrous, colleters falcate, borne adaxially at base; petiole 3–11 mm long. Inflorescences umbelliform, lax, 2–6 flowers per cyme; peduncle 0.9–3 cm long, glabrous; bracts c. 0.9 × 0.3 mm; bracteoles 0.5–0.8 × 0.15–0.22 mm. Pedicel 3–12 mm long, glabrous. Sepals ovate, 0.7–1.2 × 0.32–0.5 mm, glabrous, apex acute. Corolla rotate, purple, adaxially villous, abaxially glabrous; tube c. 0.4 mm long; lobes ovate, 1.5–2.2 × 0.9–1.2 mm, apex rounded. Gynostegial corona rotate; lobes patent, ovate to rounded, flattened to slightly concave, adaxially with a basal protuberance, 0.2–0.4 × 0.25–0.45 mm,

apex obtuse to rounded. Corolline corona absent. Gynostegium subsessile, c. 0.5 mm long; anthers 0.32–0.4 × 0.25–0.3 mm; corpusculum obovate, 0.1–0.15 × 0.05–0.07 mm; caudicles 0.05–0.06 mm long; pollinia elliptic to reniform, 0.13–0.15 × 0.06–0.08 mm; stylehead discoid, c. 0.4 mm in diam. Follicles one per flower, brown, fusiform, 3.5–6.2 cm long, smooth, pendant. Seeds not seen.

Phenology — The species was found with flowers from February to August and with fruits in February.

Distribution and ecology — *Petalostelma longipedunculatum* is distributed in CW Brazil and SC Bolivia (Fig. 3). In Brazil, it is restricted to the state of Mato Grosso do Sul, occurring in savannas of the E border of Pantanal domain, on sandstone walls of the Maracaju Mountain Range, in Aquidauana, and in the Pimenteira Mountain, in Rio Verde de Mato Grosso. In Bolivia, it is restricted to the province of Oropeza, Chuquisaca, climbing on plants of dry bushland of the Inter-Andean valley of Cachimayo, at 2600 m a.s.l.

Conservation status — The new species is known only from three locations (none with geographic coordinates), in regions still poorly explored floristically. Its extent of occurrence (EOO) is > 20 000 km² (c. 80 000 km²) and its area of occupancy (AOO) < 10 km² (c. 6 km²) (calculated with the help of Geospatial Conservation Assessment Tool, with 1 km² cells – GeoCAT: <http://geocat.kew.org>). Based on these data, *Petalostelma longipedunculatum* may fit the Critically Endangered (CR) or Vulnerable (VU) categories of IUCN (2001), according to the B2a and D2 criteria. However, the inaccurate information of locations prevents reliable inferences about other conditions, such as possible threats and population decline. Therefore, this species needs more data and is classified here as Data Deficient (DD).

Etymology — The specific epithet emphasizes the length of peduncles, which are the longest in *Petalostelma*.

Remarks — *Petalostelma longipedunculatum* can be easily recognized by the peduncles, the longest in the genus (≥ 0.9 cm long). With small, star-shaped, purplish and villous flowers, it is similar to *P. andinum* and *P. robertii*, but can be readily distinguished from *P. andinum* by the corona with ovate to rounded and flattened to concave lobes (vs conical and massive lobes) and from *P. robertii* by the corona patent with flattened to slightly concave lobes (vs lobes erect with recurvate apex) (Fig. 4).

Additional specimens examined — BOLIVIA: CHUQUISACA: Oropeza, in a valley NE of Cachimayo, fl., 13 Apr 1997, J. R. I. Wood 12012 (LPB). BRAZIL: Mato Grosso do Sul: Aquidauana, Serra de Maracaju, fl., Aug 1970, G. Hatschbach & O. Guimarães 24576 (HUEFS,

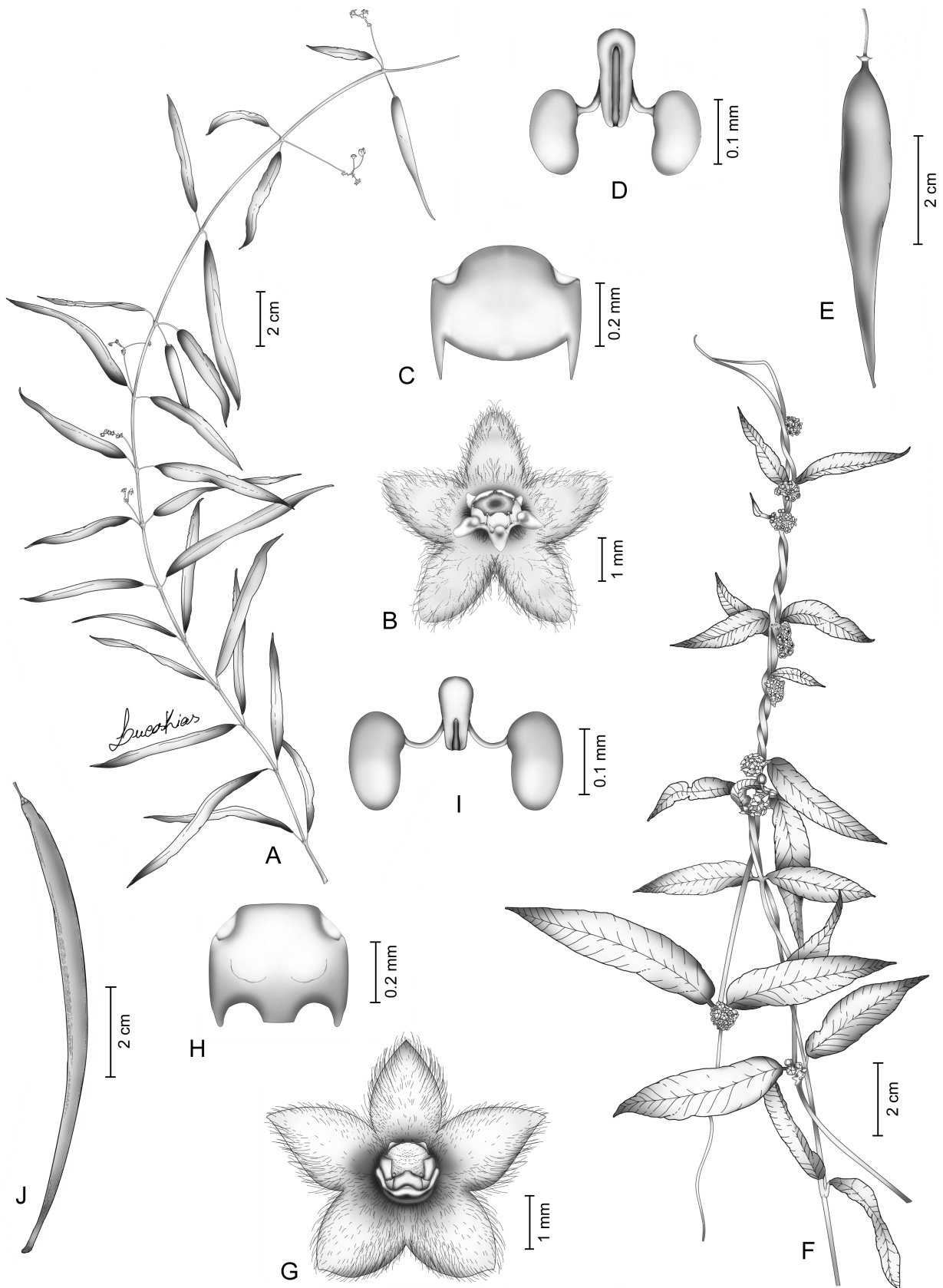


Fig. 5. A–E: *Petalostelma longipedunculatum*; A: branch with flowers; B: flower; C: anther; D: pollinarium; E: follicle. – F–J: *Petalostelma sarcostemma*; F: branch with flowers; G: flower; H: anther; I: pollinarium; J: follicle. – Drawn from: *P. longipedunculatum*: A from Hatschbach & al. 35969 (MBM), B, E from Hatschbach 23787 (COR), C, D from Hatschbach & O. Guimarães 24576 (HUEFS); *P. sarcostemma*: F–J from Pessoa & al. 10 (COR). – All drawn by Lucas Menezes Silva.

MBM); *ibid.*, fl., 4 Jun 1994, *G. Hatschbach & J. M. Silva 60725* (HUEFS, MBM); Rio Verde de Mato Grosso, borda do Chapadão, fl., 20 May 1973, *G. Hatschbach 32095* (MBM); *ibid.*, Serra da Pimenteira, fl. & fr., 8 Feb 1975, *G. Hatschbach & al. 35969* (MBM).

Petalostelma sarcostemma (Lillo) Liede & Meve in *Novon* 11: 176. 2001 \equiv *Cynanchum sarcostemma* Lillo in *Physis* (Buenos Aires) 4: 424. 1919. – Lectotype (designated by Meyer 1944: 152): Argentina, Salta, Rosario de la Frontera, fl. & fr., 6 Jan 1905, *M. Lillo 3844* (LIL; isolectotypes: GH!, MO!). – Fig. 2B, 5F–J.

Description — *Plants* climbing; *branches* glabrous; *latex* white. *Leaves* opposite; *lamina* lanceolate to elliptic, 3–6.2 \times 0.3–1.8 cm, base cuneate, apex acute or acuminate to cuspidate, margins revolute, papyraceous, both surfaces glabrous, colleters falcate, borne adaxially at base; *petiole* 2–5(–7) mm long. *Inflorescences* umbelliform, congested, (3)4–10 flowers per cyme; *peduncle* 0.07–0.18 cm long, glabrous; *bracts* 1.1–1.7 \times 0.2–0.52 mm; *bracteoles* 0.7–1.1 \times 0.17–0.2 mm. *Pedicel* 0.08–0.2 cm long, glabrous. *Sepals* lanceolate, 1.2–1.8 \times 0.42–0.6 mm, apex acute, glabrous. *Corolla* rotate, dark purple, cream or greenish-yellow to light green, adaxially villous, abaxially glabrous; *tube* c. 0.6 mm long; *lobes* ovate, 1.4–2 \times 1–1.7 mm, apex acute to obtuse. *Gynostegial corona* cyathiform; *lobes* purple to greenish-yellow, depressed-ovate, erect, 0.25–0.55 \times 0.45–0.65 mm, apex obtuse, reaching to c. 1/2 of gynostegium length; *Corolline corona* absent. *Gynostegium* subsessile, c. 0.6 mm long; *anthers* 0.3–0.4 \times 0.4–0.5 mm; *corpusculum* obovate, 0.1–0.13 \times 0.04–0.06 mm; *caudicles* 0.04–0.07 mm long; *pollinia* elliptic-oblong to reniform, 0.13–0.16 \times 0.07–0.09 mm; *style-head* discoid, c. 0.5 mm in diam. *Follicles* one per flower, brown, linear-fusiform, 7–10.5 \times 0.3–0.4 cm, smooth, pendant. *Seeds* oblong, c. 12 \times 2 mm, smooth, marginally with wing c. 0.4 mm wide, entire (seeds described and depicted in Meyer 1944).

Phenology — The species has been found with flowers throughout the year, but with fruits only in November.

Distribution and ecology — *Petalostelma sarcostemma* is known from N Argentina (Tucumán, Meyer 1977). This species was recently reported also from Bolivia (Fuentes & Morales 2014), but probably based on a misidentification of *Choque & al. 31* (LPB), because the specimens of *Petalostelma* from Madidi National Park, in La Paz department examined by us so far (*Cayola & al. 13* in LPB and *Araujo & al. 433* in LPB and USZ) belong to *P. auriculatum* (for morphological differences between the two species, see Fig. 4). However, we can confirm the occurrence of *P. sarcostemma* in Bolivia, though in Santa Cruz department, here. We also report its occurrence in Brazil for the first time, from deciduous seasonal forests at the W border of the Pantanal domain,

in non-flooded limestone formations of the state of Mato Grosso do Sul (Fig. 3).

Remarks — *Petalostelma sarcostemma* was originally described in *Cynanchum*. Liede and Meve (2001) correctly transferred it to *Petalostelma*, but illustrated *P. andinum*, formally described above, rather than *P. sarcostemma* (for morphological differences between the two species, see Fig. 4). *Petalostelma sarcostemma* is also illustrated with a full plate in Meyer (1944: t. 71).

Petalostelma sarcostemma is morphologically most similar to *P. robertii* because of the short peduncles and pedicels and erect, cyathiform corona, with laminar lobes, but differs from it by the corona lobes (straight vs recurvate in *P. robertii*) and larger pollinaria (corpusculum > 0.09 mm vs < 0.09 mm long and pollinia > 0.12 mm vs < 0.12 mm long) (Fig 4). The specimens from the Pantanal of Mato Grosso do Sul (Brazil) and the province of Germán Busch (Bolivia) differ from those from Argentina and the province of Vallegrande (Bolivia): their inflorescences are more congested and usually with a shorter peduncle and shorter pedicels (≤ 0.2 mm vs ≤ 4 mm); the flowers are cream, greenish-yellow or light green (vs dark purple).

Additional specimens examined — BOLIVIA: Santa Cruz: Germán Busch, Puerto Quijarro, 6 km hacia Puerto Suarez (de Arroyo Concepción), 19°00'S, 57°43'W [-57.716667, -19.000000], fl., 9 Sep 2000, *S. G. Beck 27529* (LPB, K n.v., MO n.v.); Vallegrande, Camino que va de Guadalupe a Paraimiri, 18°38'18"S, 63°58'57"W [-63.982500, -18.638333], fl., 28 Mar 2013, *J. R. I. Wood & al. 27667* (LPB); *ibid.*, Valle de Paraimiri em el camino vecinal, al norte del rio, 08°38'10"S, 63°58'34"W [-63.976111, -8.636111], fl., 4 Mar 2005, *J. R. I. Wood & al. 21754* (LPB). — BRAZIL: Mato Grosso do Sul: Corumbá, morro da região do Castelo, 18°35'27.6"S, 57°32'39.4"W [-57.544278, -18.591000], fl., 17 Oct 2002, *I. M. Bortolotto & al. 1106* (COR); Ladário, APA Baía Negra, próximo a Codrasa, fl., 6 Jul 2015, *A. Pott 16777* (COR); *ibid.*, 19°01'28.4"S, 57°34'19.0"W [-57.571944, -19.024556], fl. & fr., 30 Nov 2016, *K. A. M. Pessoa & al. 10* (COR, HUEFS).

Acknowledgements

These results are part of the first author's Ph.D. studies, under development at the Programa de Botânica (PPGBot), Universidade Estadual de Feira de Santana (UEFS), with a fellowship from the Fundação de Apoio à Pesquisa do Estado da Bahia (Fapesb), and support from Fapesb (JCB0049/2016), Coordenação de Aperfeiçoamento de Nível Superior (CAPES – Finance Code 001) and Conselho Nacional de Desenvolvimento Científico e Tecnológico (CNPq, Universal 485468/2013-1 and 4323626/2016-2). AR is a CNPq researcher (Pq-1D).

We thank Cássia Bitencourt for the analysis and separation of the specimens for loan from the Bolivia herbaria and to Stephan Beck and the LPB team for sending the requested exsiccates in loan. We also thank the Madidi Project for enabling field trips to the Madidi National Park for the collection of *Petalostelma auriculatum*, as well as John R. Wood and Alfredo Fuentes for the images. Finally, thanks are due to Sigrid Liede-Schumann and an anonymous reviewer for suggestions to improve the manuscript.

References

- Endress M. E., Meve U., Middleton D. J. & Liede-Schumann S. 2018: *Apocynaceae*. – Pp. 207–411 in: Kadereit J. & Bittrich V. (ed.), *The families and genera of vascular plants 15*. Flowering plants. Eudicots. *Apiales*, *Gentianales* (except *Rubiaceae*). – Cham: Springer.
- Fontella-Pereira J. 1994: Estudos em *Asclepiadaceae*, XXIX. Espécies novas da Caatinga e novas combinações em *Petalostelma* E. Fourn. – *Pabstia* **5(1)**: 4–7.
- Fournier E. P. N. 1885: *Asclepiadaceae*. – Pp. 189–332, t. 50–98 in: Martius C. F. P. & Eichler A. W. (ed.), *Flora brasiliensis* **6(4)**. – Monachii: Typographia Regia.
- Fuentes A. & Morales J. F. 2004: *Apocynaceae* – Pp. 232–255 in: Jorgensen P. M., Nee M. & Beck S. G. (ed.), *Catálogo de las plantas vasculares de Bolivia*. – St. Louis: Missouri Botanical Garden Press.
- Harris J. G. & Harris M. W. 1994: *Plant identification terminology: an illustrated glossary*. – Utah: Spring Lake Publishing.
- IUCN 2001: *IUCN red list categories and criteria*. Version 3.1. – Gland & Cambridge: IUCN Species Survival Commission.
- Liede S. & Kunze H. 1993: A descriptive system for corona analysis in *Asclepiadaeae* and *Periplocaceae*. – *Pl. Syst. Evol.* **185**: 274–284.
- Liede S. & Meve U. 2001: Taxonomic changes in American *Metastelminae* (*Apocynaceae*–*Asclepiadoideae*). – *Novon* **11**: 171–182.
- Liede-Schumann S., Nikolaus M., Silva U. C. S., Rapini A., Mangelsdorff R. D. & Meve U. 2014: Phylogenetics and biogeography of the genus *Metastelma* (*Apocynaceae*–*Asclepiadoideae*–*Asclepiadeae*: *Metastelmatinae*). – *Syst. Bot.* **39**: 594–612.
- Malme G. O. A. 1927: *Asclepiadaceae* cearenses a Clar. A. Löfgren colletae. – *Ark. Bot.* **21A(2)**.
- Meyer T. 1944: *Asclepiadaceae*. – Pp. 1–273 in: Descole H. R. (ed.), *Genera et species plantarum argentinorum 2*. – Buenos Aires: Kraft.
- Meyer T. 1977: 248. *Asclepiadaceae*. – Pp. 139–299 in: Meyer T., Villa Carenzo M. & Legname P., *Flora ilustrada de la Provincia de Tucumán*. – Tucumán: Ministerio de Cultura y Educacion de la Nacion.
- Radford A. E., Dickison W. C., Massey J. R. & Bell C. R. 1974: *Vascular plant systematics*. – New York: Harper & Row.
- Ribeiro P. L., Rapini A., Damascena L. S. & Berg C. van den 2014: Plant diversification in the Espinhaço Range: insights from the biogeography of *Minaria* (*Apocynaceae*). – *Taxon* **63**: 1253–1264.
- Ribeiro P. L., Rapini A., Silva U. C. S. & Berg C. van den 2012: Using multiple analytical methods to improve phylogenetic hypotheses in *Minaria* (*Apocynaceae*). – *Molec. Phylogen. Evol.* **65**: 915–925.
- Salinas E. & Wallace R. B. (ed.) 2012: *Conocimientos científicos y prioridades de investigación en el Parque Nacional y Área Natural de Manejo Integrado Madidi*. – La Paz: Servicio Nacional de Áreas Protegidas.
- Silva U. C. S., Rapini A., Liede-Schumann S., Ribeiro P. L. & Berg C. van den 2012: Taxonomic considerations on *Metastelmatinae* (*Apocynaceae*) based on plastid and nuclear DNA. – *Syst. Bot.* **37**: 795–806.
- Thiers B. 2018+ [continuously updated]: *Index herbariorum: a global directory of public herbaria and associated staff*. New York Botanical Garden's virtual herbarium. – Published at <http://sweetgum.nybg.org/science/ih/> [accessed 8 Jan 2019].

Willdenowia

Open-access online edition bioone.org/journals/willdenowia



Online ISSN 1868-6397 · Print ISSN 0511-9618 · Impact factor 1.156

Published by the Botanic Garden and Botanical Museum Berlin, Freie Universität Berlin

© 2019 The Authors · This open-access article is distributed under the CC BY 4.0 licence