

THE METASEQUOIA FLORA AND ITS
PHYTOGEOGRAPHIC SIGNIFICANCE

SHIU YING HU

MY FIRST ASSOCIATION with *Metasequoia glyptostroboides* Hu & Cheng was at the Arnold Arboretum of Harvard University during the winter of 1948-1949. At that time help was needed to place fresh, recently imported metasequoia seed into small envelopes for distribution to botanical institutions, forest experiment stations, and interested individuals around the world. These seeds, mailed from Nanking, China, on November 29, 1948, and totaling 500 grams, were the second shipment received at the Arnold Arboretum. A letter from Professor W. C. Cheng concerning the shipment was later placed with the unmounted specimens of *M. glyptostroboides* that had been collected during the summer of 1948.

In addition to the seed, five shipments of herbarium specimens collected in southwestern Hupeh Province between 1946 and 1948 were received at the Arnold Arboretum by the late Professor Elmer D. Merrill. In 1973 this herbarium material was turned over to me for identification, and this article is concerned with the information resulting from that undertaking. A systematic enumeration of all identifiable species represented in the five collections (an assemblage of species here termed the "metasequoia flora") is presented below. While the type locality of *Metasequoia glyptostroboides* is in eastern Szechwan, the specimens on which this work is based are from the general area (here referred to as the "metasequoia area") in Hupeh Province where *M. glyptostroboides* was later discovered growing in a natural population (see below). Also included are brief summaries of the expeditions that obtained the five collections, as well as a short account of earlier botanical collections from Central China, a description of the salient features of the metasequoia flora, an analysis of the gymnosperms that occur with metasequoia, and my interpretation of the metasequoia flora.

In 1950 K. L. Chu and W. S. Cooper published the results of an ecological reconnaissance of the metasequoia community. A posthumously published paper by E. H. Fulling (1976), along with additions published in 1977, summarizes the history of the discovery of *Metasequoia glyptostroboides* and presents an annotated bibliography of published references to metasequoia. Only information not available in these three readily available articles is included here.

In the enumeration of species, the system followed in the arrangement of the families conforms with that used in *Iconographia Cormophytorum Sinicorum* (Anonymous, 1972-1976). For economy of space, and unless

nomenclatural change is involved, only the name, important synonyms, and voucher specimens are cited. Assistance of specialists is recognized in parentheses after either the group or the species.

Earlier authors have employed different spellings for the same collectors or localities. For those who lack a knowledge of the geography of the region and the Chinese language, these differences are often confusing. In this article, the following guidelines have been used in deciding between alternative spellings of Chinese personal and place names. For collectors the spellings on the herbarium labels have been used. However, with regard to the name of the man who discovered *metasequoia*, earlier authors have used either T. Wang or C. Wang. Since his publication with P. Y. Fu on *Salix* (1974) appeared under his name as Zhan Wang, the initial of his given name adopted here is Z.

Concerning localities, for names of well-known places such as Chungking, Hupeh, and Szechwan, the widely recognized spellings of the Chinese Post Office and foreign presses have been adopted, and the *Rand McNally World Atlas* (Anonymous, 1949) has been used as a reference. Names of minor localities have been transliterated using the system of romanization outlined in the Harvard University Press edition of Mathew's (1931) *A Chinese-English Dictionary*. Cross-references to different spellings of various names that have already appeared in publications are given below,¹ where recognized spellings are given in boldface type. The names listed under "other localities" are alphabetically arranged.

BOTANICAL INVESTIGATIONS IN CENTRAL CHINA AND THE METASEQUOIA AREA

The botanical expeditions that have contributed to our knowledge of the *metasequoia* flora are numerous. Some were mounted specifically for the investigation of the area in which *Metasequoia glyptostroboides* was discovered as an extant plant, while others were conducted for the general botanical exploration of the flora of Central China. *Metasequoia glyptostroboides* is now known to occur naturally in western Hupeh and adjacent Szechwan provinces southward to the hills of western Hunan (cf. Cheng, Fu, *et al.*,

¹Type locality of *Metasequoia glyptostroboides*: **Mo-tao-chi**, Mo-tao-hsi (Hu & Cheng), Mou-tao-chi (Merrill, Hu).

Collector of syntypes: **C. Y. Hsüeh**, C. J. Hsueh (Hu & Cheng, Merrill, Florin), C. Y. Hsieh (Hu).

Metasequoia grove: **Shui-sa-pa**, Shui-hsa-pa (Chaney, Chu & Cooper, Florin).

Other localities: **Chien-shih**, Kien-shi (Hu & Cheng, *map*); **Chung Hsien**, Chunghsien (Merrill, *map*); **Chungking**, Chungking (Hu); **En-shih**, An-shi (Chu & Cooper, *map*), An-shih (Hu & Cheng, *map*); **Feng-chieh**, Fungkien (Merrill, *map*); **Hsiao-ho**, Hsio-ho (Merrill, *map*), Shia-ho (Chu & Cooper, *map*); **Hung-pan-ying**, Houg-pin-ying (Merrill), Huong-pan-yin (Chu & Cooper); **K'ai Hsien**, Kaisien (Merrill, *map*); **Li-chuan**, Li-chuanhsien (Hu & Cheng, Merrill), Li-chwan (Hu & Cheng, *map*); **Wan Hsien**, Wanhsien (Hu & Cheng), Wan-hsien (Merrill); **Wang-chia-ying**, Wang-jia-ying (*Hwa 182*, field note), Wang-kia-ying (Hu & Cheng, Merrill); **Yangtze River**, Yang Tze Kiang (Hu & Cheng, *map*); **Yun-yang**, Yuyang (Merrill, *map*).

1978, p. 310). It is of interest to note that several well-known collectors came within kilometers of the metasequoia area (MAP 1), but none penetrated it until 1943, the year when Z. Wang (FIGURE 1) first collected *Metasequoia*.

EARLIER COLLECTIONS FROM CENTRAL CHINA. Many historical collecting localities are within a 250 kilometer radius of the metasequoia area (MAP 1), and our present knowledge of the flora of Central China is largely the result of the expeditions and collecting activities of both western and Chinese botanists within this larger area. Europeans and Americans who had collected in Central China before the discovery of *Metasequoia glyptostroboides* include Thomas Watters, Augustine Henry, E. H. Wilson, P. Farges, A. von Rosthorn, A. C. Steward, the French missionaries E. Bodinier, J. Cavalerie, and J. Esquirol, and the Italian missionary C. Silvestri.

The many species new to science that were included in the collections made by these botanists were, likewise, described by both American and European taxonomists. Notable among this group were H. F. Hance, W.



FIGURE 1. Z. Wang, discoverer of *Metasequoia glyptostroboides*, left, with his teacher, Professor T. N. Liou, seated, and S. Y. Hu, right, July, 1975. (Photograph, from a color transparency, courtesy of Mr. K. B. Lau, Geography Department, Chinese University of Hong Kong.)

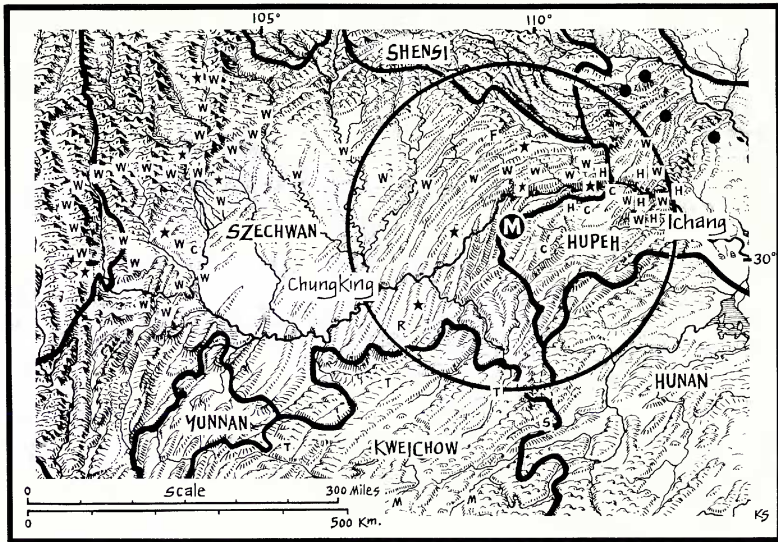
B. Hemsley, D. Oliver, A. Rehder, E. Koehne, C. Schneider, A. Franchet, H. Leveillé, and R. Pampanini.

Active floristic investigations carried out by Chinese botanists in Central China did not begin until western-trained students of botany returned to China and became eminent in that country's educational institutions. Several of the Chinese botanists who received their training at the Arnold Arboretum, and whose activities have advanced our knowledge of the metasequoia flora either directly or indirectly, are mentioned here. The first was Professor S. S. Chien, who, immediately after his return to China, taught in the National Southeastern University of Nanking (later renamed National Central University and now merged with Nanking University). In the late 1920's he was responsible for developing the botanical collections of the newly established Biological Laboratories of the Science Society of China. One of his goals was to establish a reference herbarium; toward this end, he sent one of his students, Y. L. Keng, to collect in Kiangsu and Chekiang in 1927. In the spring of 1928, he sent W. P. Fang to Szechwan to collect at Chin-fu-shan and many other localities (MAP 1). Fang was born and raised in Chung Hsien, 60 kilometers from Mo-tao-chi, and only 75 kilometers west of the metasequoia area. Although he stopped and collected in Chung Hsien, he did not reach the metasequoia area. Duplicates of Fang's collections are deposited in the herbarium of the Arnold Arboretum.

H. H. Chung was another Arnold Arboretum-trained botanist, who, in the early 1930's, became Professor of Botany in the National Wu-Han University. In 1934 he sent Ho-chang Chow (= H. C. Cheo, who had accompanied A. N. Steward on expeditions to Kweichow and Kwangsi in 1931 and 1933, respectively) to botanize southwestern Hupeh Province. Chow (MAP 1) began to collect in Pa-tung in early May, and, to judge from data on his specimens, he went on to collect in Chien-shih in August. By September he had reached En-shih, a locality only 60 kilometers east of the metasequoia area. A set of Chow's collections is also in the Arnold Arboretum herbarium.

Professor H. H. Hu, the botanist who identified Z. Wang's collection as belonging to the genus *Metasequoia* Miki and who became senior author of the name *Metasequoia glyptostroboides*, was a pioneer Chinese student at the Arnold Arboretum and the first Chinese botanist to receive a doctorate from Harvard University. His loyalty to the Arnold Arboretum and his continuous collaboration with E. D. Merrill contributed to the discovery and subsequent wide distribution of metasequoia.

The changes brought about by the Sino-Japanese War (1937-1945) had a definite effect leading to the discovery of *Metasequoia glyptostroboides*. The geographic isolation and the lawlessness associated with the border area where *M. glyptostroboides* is confined had reduced the population and helped to delay botanical exploration of the region. However, to improve wartime communications between the provincial capital of Hupeh at En-shih and the national capital at Chungking, a motor road was constructed in early 1939. Consequently, the formerly isolated hillside villages of Mo-tao-chi and Wang-chia-ying became rest stations, and the once inaccessible type locality of *M. glyptostroboides* and the surrounding region became more easily accessible.



MAP 1. Physiographic land-form map of Central China and adjacent regions. M indicates metasequoia area; circle shows region within 250 kilometer radius of metasequoia area. Letters and symbols designate historical collecting localities of notable botanists: H. C. Chow (C); P. Farges (F); A. Henry (H); French missionaries, including E. Bodinier, J. Cavalerie, and J. Esquirol (M); A. von Rosthorn (R); A. C. Steward and associates (S); Y. Tsiang (T); E. H. Wilson (W); W. P. Fang (black stars); and C. Silvestri (solid black dots).

COLLECTIONS FROM THE METASEQUOIA AREA. The region from which the five collections discussed in this paper were gathered includes an area of approximately 800 square kilometers (cf. maps in Hu & Cheng, 1948; Chu & Cooper, 1950; and Merrill, 1948). Three-fourths of the specimens, however, are known to have been collected in the immediate vicinity of the metasequoia grove at Shui-sa-pa ("Water Fir Grove"); it is at this site that C. T. Hwa discovered a natural stand of mature, reproducing trees of *Metasequoia glyptostroboides* in the fall of 1947 (see below). According to Chu and Cooper, the metasequoia grove at Shui-sa-pa is located on a "strip [of land] along the main river 25 km. long and less than 1.5 km. wide. The altitude here ranges from 1,000 to 1,100 m." With the exception of Hwa's 1947 trip, so far as I am aware, all other expeditions to the area went straight to Shui-sa-pa.

The first shipment of specimens received at the Arnold Arboretum from the metasequoia area contained only two numbers: *C. Y. Hsüeh 5*, February 20, 1946, which consists of leafless branchlets with microsporangiata and mature megasporangiata cones of *Metasequoia glyptostroboides*; and *Hsüeh 51*, May 18, 1946, consisting of leafy shoots and immature strobili. These collections later became the syntypes of the species name. Z. Wang's collection of *M. glyptostroboides*, made in 1943, is deposited in the Herbarium, Bureau of Forestry Research, Ministry of Agriculture and Forestry, Government of China, and is not known in herbaria outside China.

The second shipment contained 179 specimens collected by C. T. Hwa during September, October, and November of 1947. Hwa's trip was financed by the Arnold Arboretum especially for the collection of metasequoia seed (Merrill, 1948). However, due to scant seed production, only a small amount was obtained. This was sent to the Arnold Arboretum, arriving there on January 5, 1948. The outstanding contribution of this expedition was neither the amount of seed nor the number of herbarium specimens collected, but the discovery of the location of an actively reproducing population of metasequoia at Shui-sa-pa in Hupeh Province.

During this trip Hwa gathered information from the local people about the occurrence of metasequoia, and he visited all known localities. In Wang-chia-ying, a large village in the Li-chuan District, he saw the largest known metasequoia tree, which measured about 50 meters in height, 3.3 meters in diameter across the basal buttresses, and 2.2 meters in diameter at breast height. Hwa's experiences and field observations laid the foundation for later explorers, and he served as guide for two of the three expeditions made during the spring and summer of 1948.

The third collection of specimens from the metasequoia area was made by Hwa in late February and early March, 1948, when he acted as guide for the expedition of Professor R. W. Chaney, paleobotanist and paleoecologist from the University of California, Berkeley, and Dr. M. Silverman, science writer for the *San Francisco Chronicle*. Although the party was in the metasequoia area for only five days, Hwa collected about 250 specimens. These were received at the Arnold Arboretum without labels, but each had a small tag bearing a number and Hwa's name in Chinese characters.

The fourth collection was made during the summer of 1948, when a team

of Chinese specialists was organized by Professor W. C. Cheng for the intensive investigation of the flora and ecology of Shui-sa-pa. This expedition was financed by the American Philosophical Society under the joint sponsorship of Merrill and Chaney. Dr. Cheng was the leader of the group, Professor K. L. Chu was the ecologist, and Hwa once more served as guide. The specimens resulting from this expedition bear tags stamped "Hupeh-Szechwan, 1948, W. C. Cheng-C. T. Hwa," and the numerical sequence ranges from 550 to 1183. Three sets in ten bundles representing the results of the fourth expedition were dispatched, together with Hwa's earlier 1948 collections, to the Arnold Arboretum from Nanking by surface mail on December 29, 1948. The three sets do not have equal numbers of specimens. The Arnold Arboretum set contains 840 specimens that can be identified to species, although some of them include neither flowers nor fruits; in addition, there are 35 sterile specimens, which cannot be placed in genus or family. It would appear that some numbers were assigned in the laboratory after the specimens were sorted. All ferns have relatively high numbers, and specimens of closely related species are essentially in numerical sequence. After identification, duplicate sets were mailed to the Royal Botanic Gardens, Kew, and to the Herbarium of the University of California, Berkeley, in accordance with the arrangements made by Merrill and Cheng.

The fifth collection was made by Dr. J. L. Gressitt, of the Lingnan Natural History Museum and the California Academy of Sciences, who went with his assistant, Mr. Y. W. Djou, to conduct an entomological survey of the metasequoia area in late July, 1948. Gressitt left Shui-sa-pa in late August, while Djou remained there for an additional month. Since their specimens were collected to document the host plants of various insects, many have neither flowers nor fruits. A portion of the collection bears Gressitt's numbers 2401 to 2575, while the remainder have Djou's numbers 101 to 139.

In general, the quality of the specimens resulting from the five collecting trips described above is very poor. Most of the Hwa, Djou, and Gressitt numbers are sterile. Some of the Cheng-Hwa collections are sterile, while others are very inadequate, consisting in some instances of a single small herbaceous plant. Normally such specimens are not retained in research herbaria, but since our objective with these collections has been to document the flora of the metasequoia area as completely as possible, all specimens that could be determined to species have been retained and are included in the enumeration below. The majority of specimens have been named by comparison with types, isotypes, or photographs or fragments of type material in the herbaria of the Arnold Arboretum and Gray Herbarium, and a total of 550 species in 301 genera representing 127 families have been recognized in the five combined collections from the metasequoia area.

Despite the documentation of the metasequoia flora thus made possible, a complete flora of the area has not been forthcoming. Chaney (1948) reported that small fan palms (*Trachycarpus fortunei* (Hooker f.) H. Wendl.) grow at various places in Shui-sa-pa, while Chu (in Chu & Cooper, 1950, p. 273) observed that in a quadrat placed on muddy seepage ground, the surface was covered by a soft carpet of *Diarrhena* sp. (Gramineae). Neither taxon,

however, is represented in the Arnold Arboretum material. In general, foresters, dendrologists, and entomologists pay little attention to the grasses and palms, which may explain the lack of material representing their families.

ECOLOGICAL NOTES ON THE METASEQUOIA AREA

Shui-sa-pa, as mentioned above, is at an elevation of 1050 meters in a flat-floored valley or basin in a mountainous plateau or tableland region located about 60 km. southeast of the Yangtze River in the Li-chuan District, southwestern Hupeh Province (lat. $30^{\circ}10' N.$, long. $108^{\circ}35' E.$). The Chi-yao Mountains (Permian limestone) attain an altitude of 1500 meters and bound the basin at an oblique angle on the northwest; mountains of another range, the Fu-pao-shan (Jurassic sandstone) reach about 1400 meters and bound the basin on the east.

The main stream of the basin occupies a bed of sandstone for most of its course and flows in a southerly direction for about 25 km. from its headwaters, then "roughly eastward in an S-curve for about 20 km. to the point where it disappears underground at the foot of limestone cliffs 200 m. high" (Chu & Cooper, 1950, p. 264) that form the southern boundary of the basin. Surrounded by mountains or high bluffs, the basin is effectively isolated.

The basin floor in the vicinity of Shui-sa-pa is between 300 and 600 meters wide, has mostly sandstone-derived soils, and is extensively used for the cultivation of rice, while the slopes of the surrounding mountains are "cut by ravines covered by semi-natural vegetation" (Chu & Cooper, 1950, p. 264).

The available climatic data for the metasequoia area have been discussed by Chu & Cooper (1950), who suggest that the region is similar with respect to temperature and total precipitation to the Coastal Plain of Georgia in the southeastern United States. However, in contrast to those of the latter area, the winters in the metasequoia area are relatively dry, while the summers are wet since most of the precipitation falls during the months of June, July, and August.

CHARACTERISTICS OF THE METASEQUOIA FLORA

As I worked with the specimens from the metasequoia area, the characteristics of the flora became increasingly clear. The most striking aspects that became evident relate to the diversity of forms seen in the large number of families and genera, the nature of the few prominent families and large genera in the area, the preponderance of woody species, the proportions of deciduous and evergreen species, the large number of endemic Chinese taxa represented, and the absence of weedy and high mountain species.

DIVERSITY. The diversity of the taxa is the most striking feature of the metasequoia flora. In an area of approximately 800 square kilometers, documentation exists for the presence of at least 550 species of vascular

plants in 301 genera of 127 families, although the Gramineae and Palmae, as mentioned above, are inadequately represented in the collections studied. Thirty-one species are in 24 genera of 15 families of Pteridophyta; 18 species in 15 genera of six families in three classes of Gymnospermae; 357 species in 167 genera of 94 families of Dicotyledoneae; and 111 species in 66 genera of 12 families of Monocotyledoneae.

Three-fourths of the specimens are known to have been collected from the immediate vicinity of the metasequoia grove, which is a very small area situated at Shui-sa-pa. It should be mentioned that during Hwa's 1947 trip, he collected before reaching Shui-sa-pa. Some of the species that are represented by his numbers below 180 and that are not duplicated by his higher numbers are species that do not occur in the immediate vicinity of Shui-sa-pa. In the enumeration of species, there are at least 15 that do not grow in the metasequoia community, including *Larix potaninii*, *Juniperus squamata*, *Eucommia ulmoides*, *Liriodendron chinense*, *Lindera viridis*, *Pittosporum glabratum*, *Euodia meliifolia*, *Zanthoxylum simulans*, *Rhus potaninii*, *Acer longipes*, *A. mono*, *Cercis chinensis*, *Ilex ficoidea*, *Elaeagnus henryi*, and *Alangium handelii*. Some of these species may have been gathered from cultivated plants, since *Eucommia* has medicinal properties, *Zanthoxylum* is used as a spice, *Cercis* is an ornamental, and all are frequently cultivated.

The diversity of the flora is more pronounced when one considers the large number of families and genera that are represented by a small number of taxa. Seventy-three of the 127 families (almost 58%) in the area are represented by a single genus. In addition, there are 15 more families (almost 12%) represented by only two genera, and 12 others (ca. 10%) represented by three. Of the 301 genera, 202 (69%) are represented by a single species, 41 (14%) by two species, and 24 (ca. 8%) by three. The overwhelming number of families and genera represented by one or a few genera and species is indicative of the morphological distinctiveness of the components of the flora and probably reflects their history and that of the metasequoia area.

WELL-REPRESENTED FAMILIES AND GENERA. There are a few well-represented families and genera in the metasequoia area. The largest family is the Rosaceae, with 50 species in 16 genera. Additional large families include the Fagaceae (5/29),² Lauraceae (7/28), Ericaceae (5/19), and Theaceae (4/10); the genera/species ratios of these families vary from 2.5 to 5.8.

Other families, including the Leguminosae (14/17), Liliaceae (8/10), Araliaceae (7/10), Compositae (8/9), Cyperaceae (7/8), Pinaceae (6/7), Euphorbiaceae (6/6), Polypodiaceae (5/7) and Labiatae (5/6), have relatively large numbers of genera, yet the numbers of species are comparatively small. These families have low genera/species ratios ranging between 1 and 1.4.

All the well-represented families with high genera/species ratios contain small genera. Examples include the Fagaceae (*Castanea* (2)),³ *Fagus* (2));

²The numbers in parentheses represent the number of genera and species, respectively, in the families concerned.

³The number in parentheses represents the number of species of the genus in the metasequoia flora.

Lauraceae (*Actinodaphne* (1), *Neolitsea* (2), *Sassafras* (1)); Rosaceae (*Agri-
monia* (1), *Chaenomeles* (1), *Kerria* (1), *Stephanandra* (1), *Stravaesia* (1));
Theaceae (*Eurya* (1), *Ternstroemia* (1)); and Ericaceae (*Lyonia* (1), *Pieris*
(1)).

The genus with the greatest diversity in the metasequoia area is *Quercus*, which is represented by 13 species. Other well-represented genera include *Lindera* (12), *Prunus* (12), *Acer* (11), *Ilex* (11), *Viburnum* (11), *Rhododendron* (9), *Litsea* (7), *Salix* (6), *Rubus* (6), *Vaccinium* (6), and *Symplocos* (6). Some of these genera are represented by species belonging to several subgeneric taxa; for example, in *Ilex* the eleven species belong to six different subgenera.

WOODY VS. HERBACEOUS SPECIES. The metasequoia flora has a preponderance of trees, shrubs, woody lianas, and perennial herbs. Woody species make up 76.4% of the 550 species, and 76.6% of the herbaceous species are perennials. It is possible, however, that herbs were under-collected (see above). It is noteworthy that the flora includes three parasites, one woody (*Taxillus sutchuensis*, Loranthaceae) and two herbaceous (*Cuscuta chinensis*, Convolvulaceae, and *Protolirion sinii*, Liliaceae).

DECIDUOUS VS. EVERGREEN SPECIES. Approximately 56 percent of the species associated with metasequoia are deciduous, while the remaining 44 percent are evergreen. The distribution of evergreen and deciduous species in the families is variable. In such families as the Juglandaceae and Betulaceae, all species are deciduous; in others a few species are deciduous, while the majority is evergreen. For example, in the Aquifoliaceae three species belonging to three different subgenera of *Ilex* are deciduous, yet eight others belonging to five subgenera are evergreen. The condition in the Pinaceae and Lauraceae is similar. In still other families (for example, the Taxaceae and Theaceae), all species are evergreen.

ENDEMIC GENERA AND SPECIES. The metasequoia flora is characterized by the presence of a high proportion of unusual plants found only in China. Some of the species, like *Metasequoia glyptostroboides*, belong to monotypic genera restricted to Central China; *Eucommia ulmoides* and *Tetracentron sinense* are additional examples. Other species, including *Decaisnea fargesii*, *Dichroea febrifuga*, *Stranvaesia davidiana*, *Tapiscia sinensis*, *Idesia polycarpa*, *Poliothyrsis sinensis*, *Nothopanax davidii*, and *Serissa foetida*, are endemic to China and belong to oligotypic genera. The degree of endemism and the ranges of the endemic genera are well illustrated by one-third of the gymnosperms that occur naturally with metasequoia (see below).

PAUCITY OF WEEDY AND HIGH ALTITUDE SPECIES. Having lived eight years in the Chengtu Plain and having traveled and botanized in the high mountains known as the rain-screen of the Sino-Tibetan border, I find the absence or paucity of various species a very striking character of the metasequoia flora. (1) *Alnus crematogyne* Burkill (Betulaceae) and *Camptotheca acuminata* Decaisne (Nyssaceae) are elsewhere common and conspicuous along streams and by the banks of rice fields. (2) There are few species of the families Chenopodia-

ceae, Amaranthaceae, Aizoaceae, and Caryophyllaceae, which include many weedy species. (3) The numerous species of *Abies* Miller and *Picea* A. Dietrich, which form extensive forests in the mountainous regions of China, were not represented in the five collections under study from the metasequoia area. Perhaps the metasequoia area is not high and cool enough to support species of these two genera.

GYMNOSPERMS OF THE METASEQUOIA AREA

Seventeen species belonging to fourteen genera and six families of Gymnospermae occur naturally with *Metasequoia glyptostroboides*. Data on the distributional patterns and paleobotanical records of each genus might advance our understanding of the history, evolution, and phytogeographic significance of the metasequoia flora. With this end in view, information concerning these genera has been brought together below, and the data published by Florin (1963) have been heavily drawn upon.

The classes and orders to which the gymnospermous families belong, the genera in each family, the number of species in each genus in the metasequoia flora, and the present geographic range of the genera are given in TABLE 1. All of these genera are known from the fossil record.

ANTIQUITY. The genus *Metasequoia* Miki was first described from Lower Pliocene fossil material from Japan (Miki, 1941). When *M. glyptostroboides* was discovered as an extant plant, the botanists who described it and those who were associated with its introduction and distribution often referred to it as a "living fossil." The metasequoia area supports more than a dozen genera of gymnosperms (TABLE 1), and many of the species belong to monotypic or oligotypic genera now growing at low and middle latitudes in China. As evidenced by the fossil record, however, these genera once had much greater ranges in the Northern Hemisphere, and some of them have a longer geologic history than *Metasequoia*. For example, fossil remains of *Pseudolarix*, *Cupressus*, and *Torreya* have been recorded from Mesozoic deposits and are among the oldest known genera of conifers and taxads. As is well known, the ginkgos are among the oldest known gymnosperms, dating from the early Mesozoic (Andrews, 1961).

MORPHOLOGICAL DISTINCTIVENESS. Including *Metasequoia glyptostroboides* and *Ginkgo biloba*, the eighteen species of gymnosperms in the metasequoia area are distributed in fifteen genera, six families, and three classes. With the exception of *Pinus* and *Juniperus*, these genera are represented by single species in the metasequoia flora. In both *Pinus* and *Juniperus* the species belong to distinct subgeneric groups: the two species of *Pinus* to subg. PINUS (*Diploxylon*) and subg. STROBUS (*Haploxylon*), and the three species of *Juniperus* to sects. JUNIPERUS (*Oxycedrus*) and SABINA, the latter a taxon often recognized as a distinct genus.

Obviously, the gymnosperms of the metasequoia area represent many isolated evolutionary lines. Each species has a distinctive genotypic as well

TABLE I. Genera of gymnosperms in the metasequoia area.

CLASSES AND ORDERS	FAMILIES	GENERA	SPECIES IN METASEQUOIA AREA	PRESENT RANGES OUTSIDE OF CHINA		
				Japan	North America	Europe
CONIFEROPSIDA						
Coniferae	Pinaceae	<i>Keteleeria</i>	1			
		<i>Larix</i>	1	+	+	+
		<i>Pinus</i>	2	+	+	+
		<i>Pseudolarix</i>	1			
		<i>Pseudotsuga</i>	1	+	+	
		<i>Tsuga</i>	1	+	+	
	Taxodiaceae	<i>Cunninghamia</i>	1			
		<i>Metasequoia</i>	1			
		<i>Taiwania</i>	1			
	Cupressaceae	<i>Cupressus</i>	1		+	+
		<i>Juniperus</i>	3	+	+	+
	Cephalotaxaceae	<i>Cephalotaxus</i>	1	+		
TAXOPSIDA						
Taxales	Taxaceae	<i>Taxus</i>	1	+	+	+
		<i>Torreya</i>	1	+	+	

as phenotypic expression, and there is little chance for development of newer types through hybridization. Under favorable growth conditions they can survive, and they have persisted from the Mesozoic or the Cenozoic Era to the present day.

DISTRIBUTIONAL PATTERNS. The present geographic ranges of the gymnosperm genera that occur with metasequoia exhibit six distinctive distributional patterns. These are: (1) genera widespread in the Northern Hemisphere, including one genus (*Juniperus*) with a southward disjunction in the lake-mountain area of eastern equatorial Africa, and another (*Taxus*) with a range extending from southeastern continental Asia to the Philippines and the Celebes; (2) genera with eastern Asian and eastern North American disjunct distribution; (3) one genus (*Pseudotsuga*) with eastern Asian and western North American disjunct distribution; (4) one genus (*Cupressus*) with Sino-Himalayan-Mediterranean and western North and Central American distribution; (5) one genus (*Cephalotaxus*) with Sino-Japanese distribution; and (6) five genera, including *Metasequoia*, endemic to China at low and middle latitudes. These patterns clearly suggest that the gymnosperms of the metasequoia area have had different evolutionary histories and divergent adaptive radiations.

GENERA OF WIDESPREAD DISTRIBUTION. Four genera (*Pinus* and *Larix*, of the Pinaceae; *Juniperus*, of the Cupressaceae; and *Taxus*, of the Taxaceae) represented in the metasequoia flora are widespread in the Northern Hemisphere. The number of extant species in each of these genera is disputable; *Pinus* and *Juniperus* both contain many species that are distinguished by technical characters. However, the ranges of the sections or subgenera into which these genera have been divided are phytogeographically significant.

Pinus. The large genus *Pinus* has been subdivided into subg. PINUS and subg. STROBUS. Florin (1963, pp. 253-256, figs. 57, 58) presented an illustrated account of the distribution of the extant and fossil species. Both subgenera, as noted above, are represented in the metasequoia flora, with *P. massoniana* representing subg. PINUS and *P. armandii* typifying subg. STROBUS.

Larix. Like *Metasequoia*, *Ginkgo*, and *Pseudolarix*, the genus *Larix* is composed of deciduous species. It has a disjunct distribution in the Northern Hemisphere (cf. Florin, 1963, fig. 55) and has four centers of diversity: the northern Rocky Mountains of western North America; eastern Siberia-North China, Korea, and Japan; the interior of western and southwestern China and the adjacent eastern Himalayan area in northern Burma and northern India; and eastern Europe. In China, areas of diversity appear to be the Meridional Ranges on the Sino-Tibetan border, where four species are sympatric. Undoubtedly due to high altitude and sufficient precipitation, the species of this area extend the generic range ten to twenty degrees southward. However, *Larix* does not occur in southeastern China, as is stated by Florin (1963, p. 248).

Juniperus. The genus *Juniperus* is large both in number of species and in the extent of its geographic range. Both sections of the genus accepted by Florin (1963, pp. 227–232, figs. 43, 44) are represented in the metasequoia flora, with *J. formosana* in sect. JUNIPERUS and *J. chinensis* and *J. squamata* in sect. SABINA.

Species of *Juniperus* are adapted to habitats in exposed areas with poor and often dry soils, and they often grow on barren rocky cliffs and windy ridges where seasonal and daily climatic fluctuations are extreme. The ranges of the extant species indicate that the genus contains both widespread and restricted species. *Juniperus communis* L. is widespread; its numerous varieties have a circumboreal distribution. Apparently, there are several centers where species are concentrated, i. e., southwestern North America, the Mediterranean area, Central Asia, and the Sino-Himalayan-Japanese region.

Juniperus occurs in the Northern Hemisphere at middle and high latitudes, and at high altitudes in low latitudes. The generic range is extended southward by species of sect. SABINA in both Central America and eastern Africa. There is no evidence that the genus is native to subtropical southeastern China and adjacent Indochina. *Juniperus formosana*, however, occurs in the high mountains of Taiwan, as well as on the mainland in Hupeh, Szechwan, Yunnan, and Kweichow provinces.

Taxus. The genus *Taxus* exhibits a widespread but discontinuous distribution (cf. Florin, 1963, fig. 61). In contrast to *Juniperus*, *Taxus* has fewer species, and the specimens examined give no evidence of overlapping ranges except in the Sino-Himalayan region. When the specimens from this area are studied critically, the situation may be clarified.

One of the interesting features of the distribution of *Taxus* is that the species in Europe and North America grow at higher latitudes than do the Asian taxa. It is noteworthy that *T. wallichiana* Zucc. extends from the Meridional Ranges of southwestern China, westward to northern Burma, Nepal, and northern India, and southeastward to Annam in Indochina, Luzon in the Philippines, and then southward to the Celebes.

EASTERN ASIAN—EASTERN AND WESTERN NORTH AMERICAN DISJUNCTIONS. Two genera represented in the metasequoia flora exhibit eastern Asian—eastern and western North American disjunct distributions, and in both instances closely related species pairs occur on the two continents.

Tsuga. The genus *Tsuga* is of moderate size with about twelve species. Florin has carefully illustrated and explained the distribution of the fossil and extant species, but it should be noted that in each area of the disjunct generic range (cf. Florin, 1963, fig. 53) there are two or more species, all with overlapping ranges. The Sino-Himalayan region appears to be the present center of diversity for the genus.

The eastern Asian—eastern and western North American disjunction pattern in *Tsuga* is expressed by paired species in sects. TSUGA and HESPEROPEUCE. The closely related species in sect. TSUGA are *T. chinensis*, of Central and western China, and *T. caroliniana* Engelm., of Virginia, North and South

Carolina, Tennessee, and Georgia; in sect. *HESPEROPEUCE*, *T. longibracteata* Cheng, from the mountainous areas of Kweichow and northern Kwangtung provinces, and *T. mertensiana* (Bong.) Sarg., widespread in western North America.

Torreya. A small genus of four to six species, *Torreya* occupies a limited geographic range (cf. Florin, 1963, fig. 63). It should be noted that the specimens I have examined have been identified as belonging to six species, three from mainland China, one from Japan, and two from the United States. The species look very similar and have been distinguished from one another by the color and pubescence of the twigs, the length of the leaves, the size and shape of the seeds, and the depth of the surface folding of the runcate "endosperm."

In *Torreya* the disjunct distribution in eastern and western North America and in eastern Asia is expressed by pairs of species, a fact that was recognized by Rehder and Wilson as early as 1914. They commented (Pl. Wils. 2: 7. 1914) that "it is worthy of note that the eastern American *T. taxifolia* . . . agrees with *T. grandis* [of China] . . . and that the western American *T. californica* . . . agrees with *T. nucifera* [of Japan]." At that time *T. jackii* Chun of Chekiang in eastern China was not known—there is an even more prominent affinity between it and *T. californica* Torrey. It is worthy of note that with the exception of *T. grandis* and *T. jackii*, comparatively distantly related species that both occur in Chekiang, the ranges of *Torreya* species do not overlap. Each species is restricted to an area that is small, particularly so in North America.

EASTERN ASIAN—WESTERN NORTH AMERICAN DISJUNCTIONS. Extant species of *Pseudotsuga* are distributed disjunctly in eastern Asia (five species) and western North America (two species) (cf. Florin, 1963, fig. 52). *Pseudotsuga menziesii* (Mirbel) Franco is widespread in western North America, occurring in the Rocky Mountains and the Coastal Ranges, extending from Alberta and British Columbia in Canada southward through Montana, Idaho, and Washington, to Texas, Arizona, and California in the United States, and into Coahuila, Nuevo León, and Sonora in Mexico. The second North American species, *P. macrocarpa* (Torrey) Mayr, is confined to southwestern California.

In eastern Asia *Pseudotsuga* occupies a broken and scattered range, with *P. japonica* (Shiras.) Beiss. confined to the islands of Honshu and Shikoku of Japan; *P. wilsoniana* Hayata restricted to the mountains of Taiwan; *P. gausenii* Flous endemic to Chekiang and southern Anhwei; *P. sinensis* confined to the metasequoia area and eastern Yunnan; and *P. forestii* Craib occurring only in the high mountainous area of northwestern Yunnan and adjacent Sikiang. The genus may once have been more widely distributed in China, the present distribution having been brought about through the destruction of the natural forest by the conversion of woodlands and open hills into terraced fields. All the described Chinese species appear to be very similar, and future study may indicate that they represent geographic variants of a single widespread species. It should also be mentioned that paleobotanical material of *Pseudotsuga* has been found within or close to the ranges of

the extant species, a situation unlike that found in the other small gymnosperm genera occurring naturally with metasequoia.

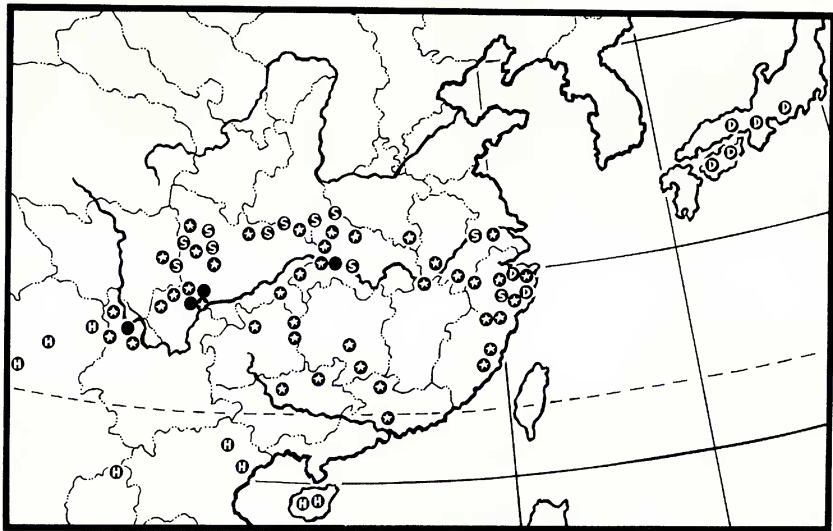
The floristic relationships between eastern Asia and western North America, as exemplified by *Pseudotsuga*, have received less attention from phytogeographers than those between eastern Asia and eastern North America. Nevertheless, this pattern of disjunction is common among the angiosperms. Several genera, predominantly herbaceous perennials and shrubs, are good examples of taxa confined to these regions: *Lysichiton* Schott (Araceae); *Lloydia* Salisb. (Liliaceae); *Lithocarpus* Blume (Fagaceae); *Eurotia* Adanson (Chenopodiaceae); *Mahonia* Nuttall and *Achlys* A. P. DC. (Berberidaceae); *Parrya* R. Br. and *Smelowskia* C. A. Meyer (Cruciferae); *Chamaerhodos* Bunge (Rosaceae); *Chamaesaracha* A. Gray (Solanaceae); and *Boschniakia* C. A. Meyer (Orobanchaceae).

SINO-HIMALAYAN, MEDITERRANEAN, AND WESTERN NORTH AND CENTRAL AMERICAN DISJUNCTION. The present range of the genus *Cupressus* illustrates a Sino-Himalayan, Mediterranean, and western North and Central American disjunct distributional pattern (cf. Florin, 1963, fig. 38). Species of the genus are adapted to arid habitats, and the main area of differentiation appears to occur in California, followed in importance by the Sino-Tibetan border area. Eleven species, most of them localized endemics, occur in California, while there are four sympatric species in the Sino-Tibetan border area.

Species of *Cupressus* generally grow on rocky outcrops, coastal cliffs, or ridges, in canyons, and on sunny slopes of dry hills in chaparral; in each of its centers of distribution there is at least one widespread species. Thus, *C. arizonica* Greene is widespread in the southwestern United States and northern Mexico; *C. lusitanica* Miller grows widely in Mexico, and in Guatemala and El Salvador in Central America; and *C. torulosa* D. Don occupies a wide range in the Sino-Himalayan region. In the Mediterranean area *C. sempervirens* L. extends from Asia Minor and Iran westward to Morocco and occurs disjunctly in Algeria. Elsewhere in eastern and southeastern Asia *Cupressus* is absent from the floras of Japan, Taiwan, Indochina, and Kwangtung and Kwangsi.

SINO-HIMALAYAN-JAPANESE DISTRIBUTION. The present distribution of *Cephalotaxus* is confined to the Sino-Himalayan-Japanese region (MAP 2; see also Florin, 1963, fig. 60).⁴ Taxonomists differ in their interpretation of the number of species comprising the genus. Rehder (1940, 1949) recognized three (*C. harringtonia*, *C. fortunei*, and *C. oliveri*) and has been generally followed by recent authors including Ohwi in his *Flora of Japan* (1965). I have also followed Rehder in this study. All three species occur in China: two are widely distributed, with *C. harringtonia* (Forbes) K. Koch and its three varieties (vars. *harringtonia*, *drupacea* (Seib. & Zucc.) Koidzumi, and *sinensis* (Rehder & Wilson) Rehder) occupying the periphery of the generic range (MAP 9, H, D, S, respectively), and *C. fortunei* occurring in the metasequoia area

⁴Distribution maps have been plotted on the basis of specimens deposited in the herbaria of the Arnold Arboretum and Gray Herbarium.



MAP 2. Sino-Himalayan-Japanese distribution of *Cephalotaxus*: *C. harringtonia* var. *harringtonia* (H); *C. harringtonia* var. *drupacea* (D); *C. harringtonia* var. *sinensis* (S); *C. oliveri* (solid black dots); *C. fortunei* (stars).

as well as in the warmer provinces of China; the third, *C. oliveri* Masters, has a broken and scattered range and is restricted to western China. The Sino-Himalayan-Japanese distributional pattern represented by *Cephalotaxus* is very common in angiosperms—*Platycarya* Sieb. & Zucc., *Houttuynia* Thunb., *Corylopsis* Sieb. & Zucc., *Euscaphis* Sieb. & Zucc., *Stachyurus* Sieb. & Zucc., *Helwingia* Willd., *Abelia* R. Br., and *Ligularia* Cass. are a few of the many genera from a wide range of families that share similar geographic ranges.

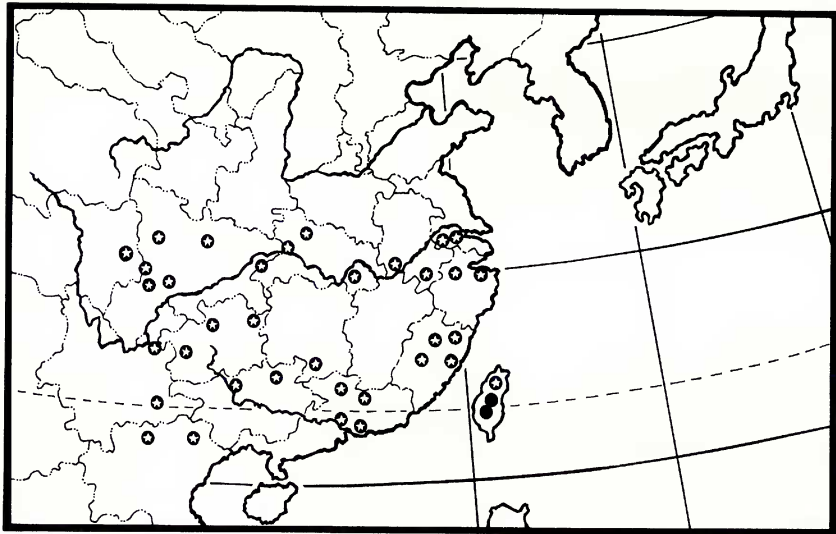
ENDEMIC DISTRIBUTION. Six genera (40%)—and one-third of the species—of the gymnosperms occurring in the metasequoia flora are endemic to China. These genera are *Ginkgo* (Ginkgoaceae), *Keteleeria* and *Pseudolarix* (Pinaceae), and *Cunninghamia*, *Metasequoia*, and *Taiwania* (Taxodiaceae). It is noteworthy that the metasequoia area (lat. 30°30' N.) marks the northern limit of the range of all of them. The seeds of *Ginkgo biloba* have been used by the Chinese people as both food and medicine for centuries, and it would appear that all known trees owe their existence to man's effort, either through protection or by planting. As a result, its distribution is highly artificial and is not considered here. The remaining five genera exhibit four distributional patterns: widespread as in *Cunninghamia* and *Keteleeria*, bicentric as in *Taiwania*, strongly restricted (in the Lower Yangtze region) as in *Pseudolarix*, and extremely restricted as in *Metasequoia* itself.

Cunninghamia. Although the ranges of *Cunninghamia* and *Keteleeria* overlap in many places (MAPS 3, 4), the nature of the distribution of the two genera is different. Less morphological variation is evident in *Cunninghamia* (MAP 3; see also Florin, 1963, fig. 34), and only two species have been recognized. *Cunninghamia konishii* Hayata, distinguished by its short leaves and small cones, is confined to the mountains of Taiwan. *Cunninghamia lanceolata* is widely distributed; however, since it is a fast grower, is easily propagated, and is often cultivated for its wood, its widespread distribution is partially the result of man's activities.

According to Florin (1963, p. 215), *Cunninghamia* has been recorded from Oligocene and Miocene deposits from Central Europe, and from an Oligocene deposit from Oregon.

Keteleeria. The occurrence of *Keteleeria* in China (MAP 4; see also Florin, 1963, fig. 51) is spontaneous; it is more abundant away from human habitation, however, and is found only in mountainous areas. Rare in eastern China, it is frequent in the high mountains of the Sino-Tibetan border, especially at altitudes of 2300–3300 meters.

Keteleeria appears to be phenotypically plastic, depending upon the age of the plants and the environmental conditions under which they are growing. Due to this variability, the genus has received varying taxonomic interpretations. In 1926 E. H. Wilson recognized one species with a bicentric distribution in Taiwan and western China, while Flous (1936) recognized nine species. The characters Flous used to distinguish these species are phenotypically variable and include leaf length and apex shape. In 1978 Cheng and Fu



MAP 3. Distribution of *Cunninghamia lanceolata* (stars) and *C. konishii* (black dots).

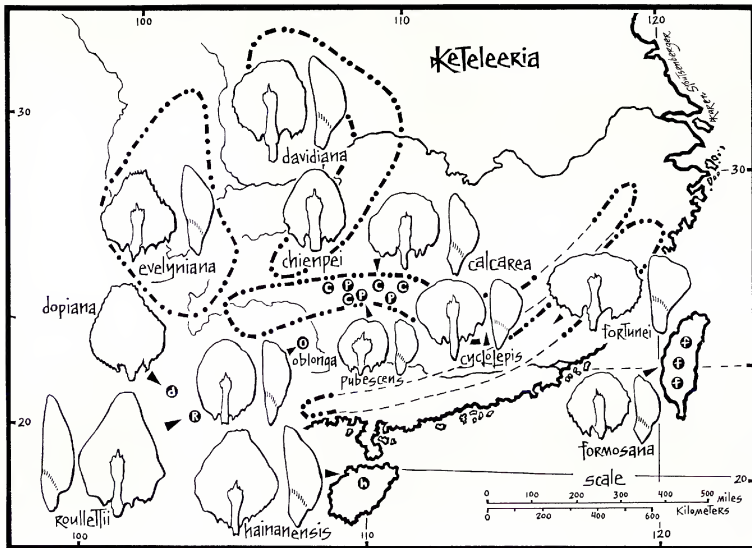
recognized eleven species, nine of them from China (including one from Hainan). Again, the characters employed are phenotypically variable: length of leaves, hairs or papillae on young branchlets, shape of cone scales, and characters of the stomatic bands along the leaf midrib.

Wilson studied the plants in the field in the mountains of both Taiwan and western China. He observed (1926, p. 53) that the leaves of the same species vary from "2 to 5 cm. and may be rounded, emarginate, obtuse or acute at apex. On young trees and adventitious branches of old trees, the leaves are usually sharply acute or spinescent. . . . In length the cones vary from 5 to 20 cm. . . . The bracts vary in shape somewhat according to age and size. . . ." Orr (1933a), after analyzing the western Chinese collections of Forrest, Maire, and others, decided that all of the specimens belong to one species, *Keteleeria davidiana*.

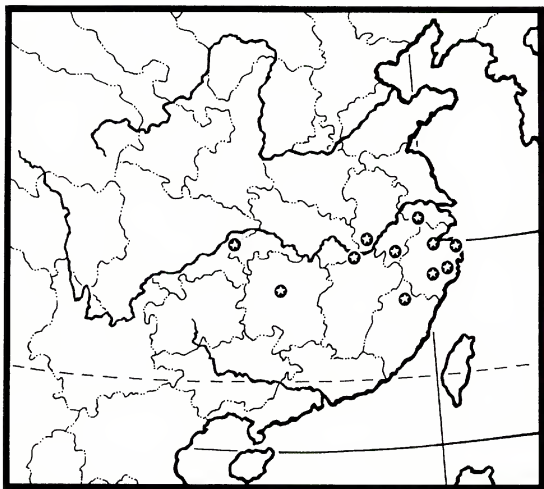
The taxonomic status of species recognized in the genus awaits biosystematic investigation. Data for assessing the taxonomic value of morphological characters heretofore used for distinguishing species are needed. The problems involved in understanding the *Keteleeria* complex exemplify the difficulties inherent in the study of the metasequoia flora. To illustrate these problems, the published data of Flous (1936) and Cheng and Fu (1978) have been correlated with herbarium material deposited at the Arnold Arboretum and the Gray Herbarium and plotted on MAP 4. Interpretation of these data indicates that *Keteleeria* is a genus of warm-temperate Central China and subtropical South China and adjacent northern Indochina, and that variation exists in the morphology of the cone scales and seeds. In the west and southwest cones with large, ovate-rhomboid middle scales are produced, and the seeds have wings broadest below the middle. Eastern and southeastern populations produce cones with suborbicular scales, and seeds with wings broadest above the center. In the middle of the range a diversity of intermediate forms occurs; the Taiwanese element is more closely related to these forms than to those of Yunnan or Fukien. It would also appear that the Nan-lin Range, especially the area along the border of Kwangsi and Kweichow, constitutes a center of diversification; in this region the ranges of several of the recognized elements (*calcareae*, *cyclolepis*, and *pubescens*) overlap.

According to Florin (1963, p. 242), *Keteleeria* had a wider range in the past than it does now. It is represented in fossil remains from Europe in deposits ranging from the Oligocene to the Pliocene; it is also known from the Oligocene and Miocene from the Pacific Northwest and from Pliocene deposits in Japan.

Pseudolarix. The genus *Pseudolarix* is monotypic, and its range is restricted to eastern and Central China. Specimens of *Pseudolarix* from the metasequoia area extend its range 400 kilometers westward from its previously known occurrence (MAP 5; see also Florin, 1963, fig. 56). *Pseudolarix amabilis* was first discovered at Ning-po on the coast of Chekiang Province. In 1910 Wilson found it at an altitude of 1300 meters on Lu-shan, Kiangsi Province; based on this collection, Rehder and Wilson wrote that "this remarkable tree reaches the western limits of its distribution on the Lushan Range . . . where it



MAP 4. Distribution of *Keteleeria* complex in China and adjacent Indochina, showing morphological variation in cone scale outline and seed wings. All cone scales from middle of mature cones.



MAP 5. Distribution of *Pseudolarix amabilis*.

is rare, and no large trees remain" (Pl. Wils. 2: 22. 1914). In 1918 Handel-Mazzetti collected some specimens in Hsin-hua, Hunan Province, and these collections extended the range of the species 400 kilometers into the interior of China. Later, the gap between the Chekiang and Kiangsi localities was filled in by Steward's 1924 collection from Chu-hua-shan in Anhwei and by R. C. Ching's specimens, collected in 1925, from Huang-shan in the same province. Cheng and Fu (1978) reported its occurrence in southern Kiangsu in the north and in northern Fukien in the south.

According to Florin (1963, p. 250), *Pseudolarix* had a wide range in the Northern Hemisphere in geologic time, existing in western North America in the Oligocene, and in Europe and Japan as late as the Pliocene.

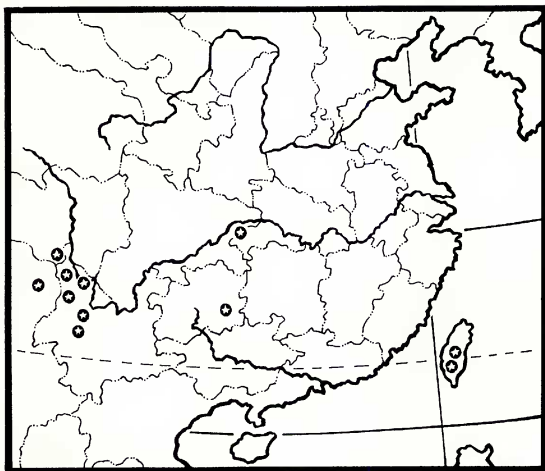
Taiwania. *Taiwania* is treated by most taxonomists as a monotypic genus comprising the polymorphic species *T. cryptomerioides*. However, Cheng and Fu (1978) recognized the mainland material from Yunnan, Kweichow, and the metasequoia area as *T. flousiana* Gaussen. *Taiwania cryptomerioides* was described in 1906, and for ten years it was regarded as endemic to Taiwan. In 1915 Handel-Mazzetti collected the species in northwestern Yunnan, and based on this material Wilson (1926, p. 59) commented that

"the occurrence of *Taiwania* . . . and of *Pseudotsuga wilsoniana* . . . in western China and on the mountains of Formosa and at no other place in between these widely separated regions is a remarkable fact in plant distribution." Later, Orr (1933) reported a collection (*J. H. Lace* 52) made in 1912 from Upper Burma. In 1978 Cheng and Fu recorded it from southeastern Kweichow. The specimens from southeastern Kweichow and the metasequoia area have partially filled the distributional gap between Yunnan and Taiwan.

Specimens in the herbarium of the Arnold Arboretum indicate that the species is rather frequent in the sparsely populated mountainous areas of northeastern Yunnan and the adjacent border areas with Szechwan, Sikiang, and Upper Burma (MAP 6; see also Florin, 1963, *fig. 35*). In these areas, it occurs at altitudes of 2100–3700 meters in mixed evergreen forests.

EVOLUTIONARY AND PHYTOGEOGRAPHIC IMPLICATIONS

The characteristics of the metasequoia flora and the distributional patterns exhibited by the gymnosperms growing in association with *Metasequoia glyptostroboides* have significant implications concerning phytogeography and the evolutionary history of the vegetation. The antiquity of the metasequoia



MAP 6. Discontinuous, bicentric distribution of *Taiwania*.

flora, its status as a relict flora, its origins and probable migration, and its floristic affinities are discussed below.

ANTIQUITY. The vegetation of the metasequoia area is a living sample of a comparatively well-preserved ancient flora. As mentioned above, all the genera of gymnosperms that occur naturally in the area have fossil records in the Tertiary epochs, and some extend back into the Mesozoic era. Paleobotanical discoveries indicate, moreover, that many of the lineages of the angiosperms represented in the metasequoia flora can also be traced back to the Tertiary. Wolfe's work (1969, 1978) on the Neogene floristic and vegetational history of the Pacific Northwest and Miki's findings (1954) concerning the Pliocene flora of Japan corroborate this contention. Wolfe (1969) listed 108 genera as present in the fossil remains of northwestern North America from the early and middle Miocene epoch. Sixty-two of these genera (57.5%) are also represented in the extant metasequoia flora. In addition, 21 other genera (18.5%) occur elsewhere in China (TABLE 2). Some of these genera, such as *Abies* and *Picea*, are important elements of boreal or montane taiga, while others, such as *Glyptostrobus* Endl., *Gordonia* Ellis, and *Exbucklandia* R. W. Br., are elements of subtropical lowland vegetation or montane forests.

In 1954 Miki reported on the occurrence of fossil remains of *Taiwania*, as well as of 26 other species, in the Pliocene clay and lignite beds of Japan. Eighty percent of the genera occurring in these beds are represented in the metasequoia flora, including *Cunninghamia*, *Keteleeria*, *Metasequoia*, *Pseudolarix*, *Taiwania*, *Tsuga*, *Buxus*, *Fagus*, *Hydrangea*, *Ilex*, *Juglans*, *Liquidambar*, *Quercus*, *Pterocarya*, *Schisandra*, *Spondias* (= *Choerospondias*), *Styrax*, and *Symplocos*.

Based on these fossil occurrences, the question that immediately comes to mind is why so many genera and species have disappeared from western North America and Japan but have survived in China (and in the metasequoia area in particular). The answers lie largely in the relative amount of change in topography and climate that have occurred in these regions subsequent to the establishment of modern floras in the early Tertiary or late Mesozoic. The floras of the metasequoia area and the region to the south in China have been spared from the direct effects of the repeated Pleistocene continental glaciation, from the aridity created by the mountain building and continental uplift during the Miocene and Pliocene (which gradually turned forested regions into steppes and deserts as in areas of the same latitude in Tibet), and from the effects of local mountain glaciation and vulcanism (as in Japan).

Although shifts of the climatic belts during the glacial and interglacial ages of the Pleistocene were worldwide and contemporaneous, local conditions in Central China reduced the intensity of the effects of lower temperatures and perhaps also the increased precipitation; hence, no glaciers were formed. As shown in MAP 7, eastern Asia was not covered by continental ice sheets. High mountains to the west and northwest of the metasequoia area and, according to Lee (1939, pp. 376-399), a few lower mountains in the Lower Yangtze Valley to the east (eg., Lu Shan in Kiangsi, Huang Shan in Anhwei, and Tien-mu Shan in Chekiang) were marked by local glaciers. Geographically,


TABLE 2. Genera of Miocene flora of western North America now growing in the metasequoia area or elsewhere in China.

GENERA OCCURRING IN THE METASEQUOIA AREA			GENERA ELSEWHERE IN CHINA
<i>Cephalotaxus</i>	<i>Schoepfia</i> (?)*	<i>Cedrela (Toona)</i>	<i>Abies</i>
<i>Keteleeria</i>	<i>Cercidiphyllum</i>	<i>Rhus</i>	<i>Picea</i>
<i>Pinus</i>	<i>Clematis</i>	<i>Toxicodendron</i> (?)†	<i>Chamaecyparis</i>
<i>Pseudotsuga</i>	<i>Cocculus</i>	<i>Ilex</i>	<i>Fokienia</i>
<i>Tsuga</i>	<i>Liriodendron</i>	<i>Acer</i>	<i>Thuja</i>
<i>Cunninghamia</i>	<i>Magnolia</i>	<i>Aesculus</i>	<i>Glyptostrobus</i>
<i>Metasequoia</i>	<i>Sassafras</i>	<i>Sageretia</i>	<i>Carya</i>
<i>Populus</i>	<i>Hydrangea</i>	<i>Tilia</i>	<i>Alnus</i>
<i>Salix</i>	<i>Liquidambar</i>	<i>Idesia</i>	<i>Aristolochia</i>
<i>Juglans</i>	<i>Prunus</i>	<i>Cornus</i>	<i>Mahonia</i>
<i>Pterocarya</i>	<i>Pyrus</i>	<i>Nyssa</i>	<i>Itea</i>
<i>Betula</i>	<i>Rosa</i>	<i>Alangium</i>	<i>Exbucklandia</i>
<i>Ostrya</i>	<i>Rubus</i>	<i>Clethra</i>	<i>Platanus</i>
<i>Castanea</i>	<i>Sorbus</i>	<i>Rhododendron</i>	<i>Amelanchier</i>
<i>Castanopsis</i>	<i>Spiraea</i>	<i>Diospyros</i>	<i>Crataegus</i>
<i>Fagus</i>	<i>Albizia</i>	<i>Kalopanax</i>	<i>Sophora</i>
<i>Quercus</i>	<i>Cercis</i>	<i>Fraxinus</i>	<i>Pistacia</i>
<i>Celtis</i>	<i>Cladrastis</i>	<i>Catalpa</i>	<i>Karwinskia</i>
<i>Ulmus</i>	<i>Gymnocladus</i>	<i>Sambucus</i>	<i>Zizyphus</i>
<i>Zelkova</i>	<i>Ailanthus</i>	<i>Viburnum</i>	<i>Vitis</i>
		<i>Clerodendrum</i>	<i>Gordonia</i>
			<i>Leucothoë</i>
			<i>Halesia</i>

*In a letter from Cheng to Merrill dated October 31, 1948, *Schoepfia jasminodora* Sieb. & Zucc. was listed among the immediate associates of metasequoia. However, none of the specimens that I have examined can be identified as that species.

†In this paper *Toxicodendron* is not segregated from *Rhus*.

the metasequoia area is situated in the Middle Yangtze region at middle latitude. During the glacial periods, it received a less pronounced increase in precipitation than did the mountainous areas mentioned above. Geologically, the continuous Tsinling Range of high mountains on the north, northwest, and west formed a natural "Great Wall" that shielded the area from the intense cold of the southward-shifting northern climatic zones. Moreover, the southwest-northeast orientation of the mountains of the metasequoia area permitted meridional circulation of warmer air. As a result of the combination of these factors, the vegetation of the metasequoia area was undoubtedly far less disrupted than the vegetation and floras of areas covered by continental glaciation in Europe and North America, and also less disrupted than the nearby vegetation of the Lower Yangtze Valley. While direct evidence on this point is unavailable, it may be that *Metasequoia glyptostroboides* and its associates survived the Pleistocene *in situ* in the metasequoia area.



MAP 7. Extent of continental and mountain glaciation in Eurasia during the Pleistocene. Metasequoia area indicated by M. (Map based mainly on Flint, 1957, and Lee, 1939.)

ORIGIN AND MIGRATION OF THE METASEQUOIA FLORA. After visiting the metasequoia area, Chaney (1948) concluded that the general aspect of the *Metasequoia*-hardwood assemblage is similar to that of the *Taxodium*-hardwood association of moist flood plains of the southeastern United States. For the early and middle Tertiary he reconstructed a profile of mild climate with summer rainfall and moderate temperature not regularly falling below freezing. *Metasequoia* and *Taxodium* were both widely distributed at high latitudes during the early Tertiary and occurred in western North America and northern Asia during the middle Tertiary. Chaney also advanced a theory with regard to the origin and migration of the Arcto-Tertiary metasequoia flora. "We conclude that this forest type had its origin in the north, in Eocene and Cretaceous time . . . and its southward migration during the Tertiary period." Chaney proposed this theory on the strength of the "deciduous habit of the dominant trees, including *Metasequoia* and *Taxodium*." He suggested that the length of the arctic night was the primary factor causing the deciduous habit.

Floristic analysis of the metasequoia flora and recent paleobotanical evidence do not support Chaney's theory. First, the deciduous habit is not predominant in the metasequoia flora since approximately 44 percent of the species are evergreen. Of the 18 species of gymnosperms in the area, only one-sixth are deciduous. These include *Larix potaninii*, *Metasequoia glyptostroboides*, and *Pseudolarix amabilis*, all of which grow in wet habitats and are hydrophilous. It would appear that the alternation of a dry winter season with a wet summer results in a fluctuation in the water supply that affects physiological activities, inducing the deciduous habit of these conifers. In the angiosperms, the texture of the leaves and the effects of dry winter on the plants are

obviously the controlling factors governing the annual shedding of leaves in areas where frost never occurs. In the tropical monsoon forest of Hong Kong, I have observed two definite periods when leaves are shed. Species with thin, chartaceous leaves shed them after the beginning of the dry season and appear deciduous in winter. Species with coriaceous leaves drop them after the dry season as, or soon after, flower and leaf buds unfold in early spring. This latter group of species appears evergreen in winter. A similar phenomenon was observed in Chengtu in the Red Basin of Szechwan, where frost seldom occurs.

Second, Chaney's theory of the origin and direction of migration of the metasequoia flora is oversimplified. His assumption of a holarctic origin and southward migration of the flora was formulated on the basis of an insufficient number of species from the metasequoia area. He listed (1948, p. 510) only eight species of deciduous dicotyledonous angiosperms, four species of gymnosperms, and one palm. At the generic level, his list includes less than twenty-five percent of the genera of gymnosperms, and less than four percent of the angiosperms now documented as growing in the metasequoia area. Yet, based on this scant evidence, Chaney concluded that "this assemblage is essentially the same as that recorded in the fossil record of the Eocene from high latitudes. . . ."

Numerous recent paleobotanical discoveries have negated the concept of an Arcto-Tertiary geoflora with temperate broad-leaved deciduous forests occurring at high latitudes. To the contrary, the high percentages of large leaves with entire margins, palmate venation, and elongated apices occurring in the fossil assemblages in Europe, Japan, and the western United States from middle Eocene and Miocene deposits suggests the existence of tropical rain forest vegetation (Wolfe, 1978).

Although the fossil record of Miocene western North America is very incomplete, it is perhaps noteworthy that 39 genera in 20 families (TABLE 3) are found in the metasequoia area but not in the Miocene of western North America. All 39 genera of the 20 families included in TABLE 3 occur in the southeastern portion of the Asian mainland and in Malaysia and are elements of tropical or subtropical forests. Moreover, all attain the northern limits of their ranges in or beyond the metasequoia area, indicating a southern affinity for the metasequoia flora. Although the genera all contain a large number of species outside the metasequoia area, representatives of these genera grow and multiply naturally in the same area with *Metasequoia glyptostroboides*.

These southern elements have very complicated floristic affinities. Although a few, such as *Michelia*, *Eriobotrya*, *Camellia*, and *Schima*, are confined to the Asiatic mainland with only one or two species in Japan or the Philippines, most have ranges that extend far into the Pacific land areas. Reference to TABLE 3 will show that several genera are world wide in distribution, while others exhibit tropical Asian-Pacific and tropical American affinities; eighteen genera show African relationships. The eastern North American-southeastern Asian distribution pattern is illustrated by *Lindera*; the western North American-eastern Asian distribution by *Photinia* (*Heteromeles* M. Roemer).

TABLE 3. Selected families and genera in the metasequoia flora not represented in the Miocene flora of western North America.

FAMILY	GENUS	PRESENT DISTRIBUTION*													
		1	2	3	4	5	6	7	8	9	10	11	12	13	14
Moraceae	<i>Ficus</i>	+	+	+	+	+	+	+	+	+	+	+	+	+	+
Ulmaceae	<i>Trema</i>	+	+	+	+	+	+	+	+	+	+	+	+	+	+
Magnoliaceae	<i>Michelia</i>					+	+	+		+					
Lauraceae	<i>Cinnamomum</i>					+	+	+	+	+			+		
	<i>Lindera</i>	+				+	+	+	+						
	<i>Litsea</i>	+	+			+	+	+	+	+	+	+	+		
Pittosporaceae	<i>Pittosporum</i>					+	+	+	+	+	+	+	+		
Rosaceae	<i>Eriobotrya</i>					+	+	+		+					
	<i>Photinia</i>	+				+	+	+		+					
Leguminosae	<i>Dalbergia</i>	+	+	+	+	+	+	+	+	+	+	+		+	
	<i>Indigofera</i>	+	+	+	+	+	+	+	+	+	+	+	+	+	
Euphorbiaceae	<i>Aleurites</i>					+	+	+	+	+	+		+		
	<i>Croton</i>	+	+	+	+	+	+	+	+	+	+	+	+	+	
	<i>Phyllanthus</i>	+	+	+	+	+	+	+	+	+	+	+	+	+	+
	<i>Sapium</i>	+	+	+	+	+	+	+	+	+	+	+	+	+	
Rutaceae	<i>Euodia</i>					+	+	+	+	+	+	+	+		
	<i>Toddalia</i>					+	+	+		+				+	
	<i>Zanthoxylum</i>	+	+	+	+	+	+	+	+	+	+	+	+	+	
Celastraceae	<i>Celastrus</i>	+	+	+		+	+	+	+	+	+	+	+	+	
	<i>Euonymus</i>	+	+	+		+	+	+	+				+		

Sabiaceae	<i>Meliosma</i>														
Rhamnaceae	<i>Berchemia</i>	+													+
	<i>Rhamnus</i>	+	+	+	+	+	+	+	+					+	+
Elaeocarpaceae	<i>Elaeocarpus</i>									+	+	+			
	<i>Sloanea</i>		+	+	+	+	+	+	+	+	+	+			
Theaceae	<i>Camellia</i>														
	<i>Eurya</i>									+					
	<i>Schima</i>														
	<i>Ternstroemia</i>		+	+	+	+	+	+	+						
Elaeagnaceae	<i>Elaeagnus</i>	+											+	+	+
Araliaceae	<i>Schefflera</i>		+	+	+	+	+	+	+						
Myrsinaceae	<i>Ardisia</i>	+	+	+	+	+	+	+	+	+			+		
	<i>Maesa</i>									+	+		+	+	
	<i>Myrsine</i>									+			+	+	
Styracaceae	<i>Styrax</i>	+	+	+	+	+	+	+	+					+	+
Symplocaceae	<i>Symplocos</i>	+	+	+	+	+	+	+	+	+	+				
Oleaceae	<i>Jasminum</i>									+	+	+			
	<i>Ligustrum</i>									+					+
	<i>Osmanthus</i>	+								+	+				

*Regions are represented by numbers, as follows: 1, North America; 2, Central America; 3, West Indies; 4, South America; 5, China and Japan; 6, Indochina and India; 7, Malaysia; 8, Papuaia; 9, Philippines; 10, Polynesia; 11, New Caledonia; 12, Australia; 13, Africa; and 14, Europe. The distributional data for these genera have been tabulated from specimens in the herbaria of the Arnold Arboretum and Gray Herbarium, and the sequence of geographic regions is adapted from the system utilized in filing those collections.

This analysis of the metasequoia flora serves to point out its complexity; it gives neither a clue to its place of origin nor an indication of the direction of past migration routes. The gymnosperms have several distributional patterns: those exhibited by *Larix* and *Tsuga* indicate northern affinities, while those of *Cephalotaxus*, *Keteleeria*, and *Taiwania* attest to southern affinities. The information derived from the various phytogeographic elements points to the dynamic nature of plant evolution and distribution—the various taxa in a small area remind one of the phenomenon of traffic congested in a rotary, where slow-moving vehicles of all makes and ages are gathered together. The flora of any given region is never static; the metasequoia flora provides a sample of an ancient flora growing today in an area where it may have survived *in situ* and offers an example of the ecological conditions under which such a flora may have been able to survive and evolve. That the metasequoia area is ecologically diverse is evidenced by the complexity of its flora.

AN ENUMERATION OF THE SPECIES

PTERIDOPHYTA

(Identified with the assistance of Professor R. M. Tryon)

LYCOPSIDA

Lycopodiaceae

Lycopodium complanatum L. Cheng & Hwa 1081.

Selaginellaceae

Selaginella uncinata (Desv.) Sprengel, Cheng & Hwa 987.

FILICES

Plagiogyriaceae

Plagiogyria stenoptera (Hance) Diels, Cheng & Hwa 1138.

Schizaeaceae

Lygodium japonicum (Thunb.) Sw. Cheng & Hwa 998.

Lindsaeaceae

Sphenomeris chusana (L.) Copel. (*Stenoloma chusana* (L.) Ching), Cheng & Hwa 794.

Pteridaceae

Pteris henryi Christ, Cheng & Hwa 916.

Pteris vittata L. Cheng & Hwa 877.

Sinopteridaceae

Onychium japonicum (Thunb.) Kunze, Cheng & Hwa 647.

Gymnogrammaceae

Coniogramma japonica (Thunb.) Diels, Cheng & Hwa 646.

Adiantaceae

Adiantum pedatum L. Cheng & Hwa 846.

Athyriaceae

Diplazium chinense (Baker) C. Chr. Cheng & Hwa 583.

Diplazium japonicum (Thunb.) Bedd. Cheng & Hwa 580, 585.

Thelypteridaceae

Cyclosorus aridus (D. Don) Ching (*Aspidium aridum* D. Don), Cheng & Hwa 874.

Cyclosorus parasiticus (L.) Farwell, Cheng & Hwa 581.

Thelypteris decursivo-pinnata (van Hall) Ching, Cheng & Hwa 584, 586.

Onocleaceae

Matteuccia orientalis (Hooker) Trev. Cheng & Hwa 645, 876, 881.

Aspidiaceae

Cyrtomium fortunei J. Sm. Cheng & Hwa 693, 915.

Dryopteris fuscipes C. Chr. Cheng & Hwa 694, 695.

Polystichum acutidens Christ, Cheng & Hwa 960.

Polystichum tripterum (Kunze) Presl, Cheng & Hwa 696.

Polystichum tsus-simense (Hooker) J. Sm. Cheng & Hwa 699, 959.

Polypodiaceae

Arthromeris lehmannii (Mett.) Ching (*Polypodium lehmannii* Mett.), Cheng & Hwa 906.

Lepisorus pseudonudus Ching, Cheng & Hwa 924.

Microsorium fortunei (Moore) Ching (*Drymaria fortunei* Moore), Cheng & Hwa 698.

Microsorium hymenodes (Kunze) Ching (*Polypodium hymenodes* Kunze), Cheng & Hwa 932.

Neolepisorus phyllomanes (Christ) Ching (*Polypodium phyllomanes* Christ), Cheng & Hwa 933.

Polypodium nipponicum Mett. Cheng & Hwa 912.

Pyrrhosia lingua (Thunb.) Farwell, Cheng & Hwa 697.

Pyrrhosia sheareri (Baker) Ching, Cheng & Hwa 750.

SPERMATOPHYTA

GYMNOSPERMAE

Ginkgoaceae

Ginkgo biloba L. Gressitt 2412.

Pinaceae

Keteleeria davidiana (Bertrand) Beiss. Cheng & Hwa 1175; Hwa 1, 450.

Larix potaninii Batalin, Hwa 80.

Pinus armandii Franchet, Cheng & Hwa 1147, 1166; Gressitt 2536; Hwa 14.

Pinus massoniana Lambert, Cheng & Hwa 655, 825, 1098, 1165, 1178; Gressitt 2405 (sterile); Hwa 439.

Pseudolarix amabilis (Nelson) Rehder, Cheng & Hwa 1169; Hwa 466.

Pseudotsuga sinensis Dode, *Cheng & Hwa* 1170; *Hwa* 22, 449.

Tsuga chinensis (Franchet) Pritzl, *Hwa* 176, 543.

Taxodiaceae

Cunninghamia lanceolata (Lamb.) Hooker, *Cheng & Hwa* 1164; *Gressitt* 2403 (sterile).

Metasequoia glyptostroboides Hu & Cheng, *Cheng & Hwa* 558, 571, 617, 808, 816, 851, 1141, 1163, 1168; *Gressitt* 2401, 2564; *Hwa* 209, 219, 220, 296, 342, 351.

Taiwania cryptomerioides Hayata, *Cheng & Hwa* 1099, 1172; *Hwa* 443, 460, 480.

Cupressaceae

Cupressus funebris Endl. *Cheng & Hwa* 828; *Djou* 104; *Gressitt* 2404, 2504, 2506.

Juniperus chinensis L. *Gressitt* 2505; *Hwa* 253.

Juniperus formosana Hayata, *Cheng & Hwa* 1176; *Gressitt* 2535; *Hwa* 39, 150, 547.

Juniperus squamata Buch.-Ham. ex Lamb. *Hwa* 252.

Cephalotaxaceae

Cephalotaxus fortunei Hooker, *Cheng & Hwa* 725, 814A; *Gressitt* 2402 (sterile); *Hwa* 21 (sterile), 214A, 218, 284, 299, 302, 415, 422, 509.

Taxaceae

Taxus chinensis (Pilger) Rehder, *Cheng & Hwa* 1142; *Hwa* 27, 164, 229, 294.

Torreya grandis Fortune, *Gressitt* 2407 (sterile); *Hwa* 201, 210, 211, 241.

ANGIOSPERMAE

Dicotyledoneae

Saururaceae

Houttuynia cordata Thunb. *Cheng & Hwa* 641.

Chloranthaceae

Chloranthus henryi Hemsley, *Cheng & Hwa* s.n.

Salicaceae

Populus adenopoda Maxim. *Hwa* 70 (sterile).

Populus tremula L. var. *davidiana* Schneider, *Cheng & Hwa* 663.

Salix biondiana Seem. *Hwa* 394, 395.

Salix caprea L. *Hwa* 113, 242.

Salix ernestii Schneider, *Gressitt* 2465, 2516, 2546; *Hwa* 438.

Salix heterochroma Seem. *Hwa* 379 (sterile).

Salix longiflora Andersson, *Cheng & Hwa* 805.

Salix rosthornii Seem. *Hwa* 391, 392.

Juglandaceae

Juglans cathayensis Dode, *Gressitt* 2458; *Hwa* 505, 536.

Juglans regia L. *Cheng & Hwa* 834; *Gressitt* 2401, 2528, 2547; *Hwa* 403.

Platycarya strobilacea Sieb. & Zucc. Cheng & Hwa 1117; Gressitt 2509; Hwa 161.

Pterocarya hupehensis Skan, Cheng & Hwa 594; Gressitt 2425.

Pterocarya paliurus Batalin, Cheng & Hwa 863, 880; Hwa 492.

Pterocarya stenoptera C. DC. Cheng & Hwa 865, 961; Gressitt 2530; Hwa 463.

Betulaceae

Betula albo-sinensis Burkill, Cheng & Hwa 1080.

Betula alnoides Buch.-Ham. ex D. Don, Gressitt 2412, 2522, 2566; Hwa 400.

Betula fargesii Franchet, Hwa 299.

Betula luminifera Winkler, Hwa 257.

Betula wilsoniana Schneider, Cheng & Hwa 1078; Hwa 25, 386.

Carpinus fargesii Franchet, Cheng & Hwa 728, 1051, 1102; Gressitt 2468; Hwa 63.

Carpinus sp., Cheng & Hwa 866, 950.

Corylus fargesii (Franchet) Schneider, Cheng & Hwa 745; Hwa 20, 212.

Ostrya multinervis Rehder, Cheng & Hwa 661, 1137; Hwa 128, 267, 324.

Fagaceae

Castanea henryi Rehder & Wilson, Cheng & Hwa 548; Hwa 6, 15.

Castanea mollissima Bl. Cheng & Hwa 556, 726; Hwa 5, 323.

Castanopsis chinensis Hance, Cheng & Hwa 1012.

Castanopsis eyrei (Champ. ex Bentham) Tutcher, Cheng & Hwa 1009; Hwa 42, 442, 456.

Castanopsis hystrix A. DC. Cheng & Hwa 1007.

Castanopsis sclerophylla (Lindley) Schottky, Hwa 420.

Castanopsis tibetana Hance, Cheng & Hwa 1043; Hwa 301, 486.

Fagus longipetiolata Seem. Gressitt 667, 2481; Hwa 36, 321.

Fagus lucida Rehder & Wilson, Cheng & Hwa 1058, 1174.

Lithocarpus glabra (Thunb.) Nakai, Cheng & Hwa 776, 1021.

Lithocarpus hancei Rehder, Cheng & Hwa 748, 1073; Hwa 116, 334, 440.

Lithocarpus henryi (Seem.) Rehder & Wilson, Cheng & Hwa 683, 1074, 1095; Hwa 336.

Quercus acutissima Carr. Cheng & Hwa 771; Hwa 79.

Quercus aliena Bl. Cheng & Hwa 1126; Hwa 78, 517.

Quercus cocciferoides Hand.-Mazz. Cheng & Hwa 1054; Hwa 175, 444.

Quercus delavayi Franchet, Cheng & Hwa 856, 944.

Quercus engleriana Seem. Cheng & Hwa 907, 951, 986; Hwa 169.

Quercus fabri Hance, Cheng & Hwa 739; Hwa 8.

Quercus glauca Thunb. Cheng & Hwa 733, 1000, 1128; Hwa 85, 479, 522.

Quercus glauca Thunb. var. *gracilis* Rehder & Wilson, Cheng & Hwa 774; Hwa 145.

Quercus nubium Hand.-Mazz. Cheng & Hwa 612; Hwa 333.

Quercus oxyodon Miq. Cheng & Hwa 854, 893; Gressitt 2447; Hwa 308, 361.

Quercus singuliflora (Lévl.) A. Camus, Cheng & Hwa 600; Hwa 167, 330.

Quercus spathulata Seem. Cheng & Hwa 1119; Hwa 86, 407, 519.

Quercus stewardiana A. Camus, Hwa 451.

Quercus variabilis Bl. Hwa 62.

Quercus sp., Cheng & Hwa 120, 681, 1079; Hwa 287, 493 (flowering material too young to determine).

Ulmaceae

- Celtis labilis* Schneider, *Cheng & Hwa* 962, 1131; *Gressitt* 2529; *Hwa* 108, 289, 431.
Trema laevigata Hand.-Mazz. *Hwa* 429.
Ulmus bergmanniana Schneider, *Hwa* 419, 513.
Ulmus multinervis Cheng, *Cheng & Hwa* 1130 (syntype), 1153; *Hwa* 286, 406 (syntype), 435 (all specimens det. W. C. Cheng).
Ulmus prunifolia Cheng, *Hwa* 258, 549 (syntypes).
Zelkova schneideriana Hand.-Mazz. *Cheng & Hwa* 798, 1136.

Eucommiaceae

- Eucommia ulmoides* Oliver, *Hwa* 77.

Moraceae

- Broussonetia papyrifera* (L.) Vent. *Gressitt* 2543; *Hwa* 413, 474, 475.
Cudrania tricuspidata (Carr.) Bur. *Cheng & Hwa* 830, 943; *Gressitt* 2407, 2453, 2498, 2511; *Hwa* 467.
Ficus heteromorpha Hemsley, *Gressitt* 2561; *Hwa* 54, 138.
Ficus lacor Buch.-Ham. ex D. Don, *Cheng & Hwa* 1180.
Ficus sarmentosa Buch.-Ham. ex D. Don, *Cheng & Hwa* 709.
Ficus stapfii Lévl. *Cheng & Hwa* 1120; *Hwa* 411.
Morus cathayana Hemsley, *Gressitt* 2557; *Hwa* 326, 508, 514.

Urticaceae

- Chamabainia cuspidata* Wight, *Cheng & Hwa* 598, 843.
Elatostema sessile Forster, *Cheng & Hwa* 839.
Pilea notata Wright, *Cheng & Hwa* 872.

Loranthaceae

- Taxillus sutchuenensis* (Lecomte) Danser, *Cheng & Hwa* 939 (det. B. A. Razi).

Polygonaceae

- Antenoron neofiliforme* (Nakai) Hara, *Cheng & Hwa* 692.
Polygonum cuspidatum Sieb. & Zucc. *Cheng & Hwa* 716.
Polygonum multiflorum Thunb. *Cheng & Hwa* 966.
Polygonum perfoliatum L. *Cheng & Hwa* 976.
Polygonum runcinatum Buch.-Ham. ex D. Don, *Cheng & Hwa* 958.

Tetracentraceae

- Tetracentron sinense* Oliver, *Cheng & Hwa* 1067.

Cercidiphyllaceae

- Cercidiphyllum japonicum* Sieb. & Zucc. var. *sinense* Rehder & Wilson, *Cheng & Hwa* 562.

Ranunculaceae

- Anemone hupehensis* Lemoine, *Gressitt* 2551.
Clematis meyeniana Walp. *Hwa* 295.
Clematis montana Buch.-Ham. ex A. P. DC. *Cheng & Hwa* 627.
Clematis spooneri Rehder & Wilson var. *subglabra* S. Y. Hu, var. nov.

A typo differt in foliolis praeter nervas glabris, foliolis lateralibus subsessilibus; pedunculis pilosis; achenis glabris.

Cheng & Hwa 1075 (holotype, A).

Clematis spooneri Rehder & Wilson is characterized by trifoliolate leaves with firm leaflets, the terminal ones elliptic, 5–7 cm. long, 2.5–4 cm. wide, with 2 or 3 large teeth on each side, the lateral leaflets ovate with oblique bases, 3.5–6.5 cm. long, 1.5–3.5 cm. wide, with 1 or 2 teeth on each side; and by elongated fruiting peduncles 1½–2½ times longer than the petioles. The species is closely related to *C. chrysocoma* Franchet, the leaves of which are densely covered by coarse golden hairs. The leaves of *C. spooneri* var. *spooneri* are densely pilose, while those of *C. spooneri* var. *subglabra* are sparsely pilose on the primary nerves but otherwise glabrous.

Coptis chinensis Franchet, *Cheng & Hwa 657*.

Trollius yunnanensis Franchet, *Cheng & Hwa 871*.

Lardizabalaceae

Decaisnea fargesii Franchet, *Cheng & Hwa 654*; *Gressitt 2438*.

Berberidaceae

Berberis fallax Schneider, *Cheng & Hwa 1158*.

Berberis julianae Schneider, *Hwa 157*.

Menispermaceae

Cocculus orbiculatus (L.) A. P. DC. *Cheng & Hwa 995*.

Magnoliaceae

Liriodendron chinense (Hemsley) Sargent, *Hwa 162*.

Magnolia denudata Desrouss. *Cheng & Hwa 1049, 1066*; *Hwa 65, 104, 213*.

Magnolia officinalis Rehder & Wilson, *Cheng & Hwa 1160*; *Hwa 38, 290, 404*.

Magnolia sprengeri Pampan. *Cheng & Hwa 1171*; *Hwa 81, 276, 528*.

Michelia floribunda Finet & Gagnep. var. *hupehensis* Cheng, *Cheng & Hwa 688, 1005* (isotype; det. W. C. Cheng); *Hwa 317, 503*.

Michelia martinii (Lévl.) Dandy, *Hwa 411*.

Michelia wilsonii Finet & Gagnep. *Cheng & Hwa 889, 938*; *Hwa 357, 502*.

Schisandraceae

Kadsura longipedunculata Finet & Gagnep. *Cheng & Hwa 650*.

Schisandra sphenanthera Rehder & Wilson, *Cheng & Hwa 823, 825*; *Gressitt 2444*.

Illiciaceae

Illicium brevistylum A. C. Sm. *Cheng & Hwa 614*.

Illicium lanceolatum A. C. Sm. *Cheng & Hwa 936*; *Hwa 23, 154, 304, 551*.

Calycanthaceae

Chimonanthus praecox (L.) Link, *Cheng & Hwa 921*.

Lauraceae

Actinodaphne cupularis (Hemsley) Gamble, *Hwa 436, 483*.

Cinnamomum inunctum Nees var. *albosericeum* Gamble, *Cheng & Hwa* 782; *Hwa* 117.

Cinnamomum mairei Lévl. *Cheng & Hwa* 1028; *Hwa* 410, 497.

Cinnamomum platyphyllum (Diels) Allen, *Cheng & Hwa* 1010; *Hwa* 484, 506.

Lindera cercidifolia Hemsley, *Cheng & Hwa* 1108.

Lindera communis Hemsley, *Hwa* 34, 165, 386 (carpellate plant in flower; matches isotype in all important characters except that leaves are glabrous beneath), 515.

Lindera communis Hemsley var. *esquirolii* (Lévl.) S. Y. Hu, comb. nov.

Litsea esquirolii Lévl. in *Repert. Sp. Nov.* 9: 459. 1911.

Benzoin commune (Hemsley) Rehder in *Jour. Arnold Arb.* 1: 144. 1919, *pro parte*.

Rehder in 1919 considered *Lindera communis* Hemsley and *Litsea esquirolii* Lévl. to be synonymous. The holotype of *L. esquirolii* was collected outside Kwei-yang in Kweichow Province (*Esquirol* 372). It represents a taxon with leaves having a rufous lower surface, a densely gold-pubescent midrib, and primary lateral nerves. I have examined eight sheets of the syntypes of *Lindera communis* (*Henry* 1204, 1207, 1523, 2662, 3413, 3413B, 4551), all from western Hupeh. All these specimens have a glaucous lower leaf surface and are sparingly and very finely pubescent on the midrib and lateral nerves. The taxon with a rufous lower leaf surface and densely pubescent veins and twigs has a more southerly distribution than the typical variety. Additional specimens of var. *esquirolii* examined are *Cheng & Hwa* 743, 858, 1050, and *Hwa* 418, 516.

Lindera fruticosa Hemsley, *Cheng & Hwa* 576, 636; *Gressitt* 2572.

Lindera glauca Sieb. & Zucc. *Cheng & Hwa* 575; *Gressitt* 2487, 2549; *Hwa* 19, 100.

Lindera hemsleyana (Diels) Allen, *Hwa* 307, 408, 414, 507.

Lindera ichangensis Gamble, *Djou* 110; *Gressitt* 2571.

Lindera megaphylla Hemsley, *Cheng & Hwa* 857; *Hwa* 103.

Lindera stewardiana Allen, *Cheng & Hwa* 779.

Lindera subcaudata (Merr.) Merr. *Cheng & Hwa* 619, 963; *Hwa* 35, 235.

Lindera umbellata Thunb. *Cheng & Hwa* 952 (too immature to be identified with certainty).

Lindera sp., *Hwa* 88.

Litsea chunii Cheng, *Hwa* 246.

Litsea cubeba (Lour.) Pers. *Cheng & Hwa* 797, 885, 1011; *Djou* 125; *Hwa* 215, 233.

Litsea elongata (Nees) Hooker f. *Cheng & Hwa* 672, 895, 1047, 1106; *Hwa* 109, 266.

Litsea glutinosa (Lour.) C. B. Robinson, *Cheng & Hwa* 815.

Litsea pungens Hemsley, *Hwa* 259, 264, 313.

Litsea verticillata Hance, *Hwa* 371 (sterile; identification not certain).

Machilus chinensis (Champ. ex Benth) Hemsley, *Hwa* 141, 468.

Machilus ichangensis Rehder & Wilson, *Cheng & Hwa* 886.

Machilus lichuanensis Cheng ex Li, *Cheng & Hwa* 1017 (syntype); *Hwa* 476 (syntype; det. W. C. Cheng).

Neolitsea sieboldii (O. Kuntze) Nakai, *Cheng & Hwa* 668.

Neolitsea viridis Cheng & S. Y. Hu, sp. nov.

Arbor sempervirens, ramulis glabris; foliis subcoriaceis, ellipticis, 4.5–7 cm. longis, 1.2–2.5 cm. latis, acuminatis, ad basin acutis, supra prominente

reticulatis, glabris, viridis, subtus foveolatis, sub lente pilosis, penninervis, nervis 9- vel 10-jugatis, subalternatis; petiolis 10-14 mm. longis, glabris rugosisque; inflorescentiis fasciculatis, axillaribus, subsessilibus; floribus masculinis pedicellis dense ferruginoso-hirsutis, 2 mm. longis; perianthis 4-lobatis, tubis utrinque ferruginoso-hirsutis, lobis ovatis, ciliatis, 3 mm. longis, 1.5 mm. latis, extus pubescentibus, intus glabris; staminibus 6, exsertis, filamentis 4 mm. longis, glabris, 2 raro 1 interioribus bi-glandulosis, glandulis breviter stipitatis, antheris magnis; ovariis rudimentalibus, 1-2 mm. longis, glabris; floribus femineis et fructibus ignotis.

HUPEH: Li-chuan District, Tuan-pao-hsiang, *C. T. Hwa 125* (holotype, A).

This collection was distributed as a new species of *Litsea*. After having checked all the collections of the genera *Litsea* and *Neolitsea* in the herbarium of the Arnold Arboretum and having dissected the flowers, I decided to place it in *Neolitsea*. The species is closely related to *N. wushanica* (Chun) Merr., which differs in having glaucous lower leaf-surfaces, and "pedicellis sericeo-hirsutis." From *N. pinninervis* Yang & Huang, it differs in having glabrous filaments and rudimentary ovaries.

Sassafras tzumu (Hemsley) Hemsley, *Cheng & Hwa 764; Djou 105; Gressitt 2440; Hwa 208.*

Papaveraceae

Macleaya cordata (Willd.) R. Br. *Cheng & Hwa 1021.*

Saxifragaceae

Astilbe chinensis Franchet & Sav. *Gressitt 2478.*

Dichroa febrifuga Lour. var. *glabra* S. Y. Hu, var. nov.

A typo differt in ramis glabris; foliis minoribus, 5-11 cm. longis, 2-4 cm. latis, utrinque glabris; inflorescentiis, hypanthiis, calycibus, petalis et antheris omnino glabris.

Cheng & Hwa 587 (holotype, A).

Other specimens examined. HUPEH: En-shih, *H. C. Chow 1881; Pa-tung, H. C. Chow 697* (a better specimen than the holotype; in flower), *1025.* SZECHWAN: Chung Hsien, *W. P. Fang 492; Nan-chuan, W. P. Fang 1246, 5720.*

Dichroa febrifuga Lour. was described on the basis of Loureiro's collection from the vicinity of Canton, now deposited in the British Museum. Many specimens from this area, as well as from many other provinces in the warmer region of China, were examined. A wide range of variation exists in the size of the plants, the shape, texture, and dentation of the leaves, and the number of flowers per cluster. It appears that the nature of trichomes on the leaves and inflorescences is constant. A distinctive species with strigose-villose indumentum, *D. longipila* Merr., was described from the mountains on the border of Kwangtung and Kwangsi. Here a glabrous variety of *D. febrifuga* is reported from the mountains on the border of Hupeh and Szechwan provinces.

Hydrangea chinensis Maxim. *Cheng & Hwa 884.*

Hydrangea paniculata Sieb. *Cheng & Hwa 1065.*

Hydrangea strigosa Rehder, *Cheng & Hwa 812; Gressitt 2437, 2464.*

Hydrangea umbellata Rehder, *Cheng & Hwa 1082.*

Parnassia wrightiana Wall. var. *flavida* Franchet, *Cheng & Hwa 778.*

Philadelphus sericanthus Koehne, *Cheng & Hwa 602.*

Pittosporaceae

- Pittosporum adaphniphyloides* Hu & Cheng, *Hwa* 268.
Pittosporum glabratum Lindley var. *glabratum*, *Hwa* 133.
Pittosporum glabratum Lindley var. *neriifolium* Rehder & Wilson, *Hwa* 340.
Pittosporum truncatum Pritzell, *Hwa* 405.

Hamamelidaceae

- Corylopsis henryi* Hemsley, *Hwa* 245.
Corylopsis platypetala Rehder & Wilson, *Hwa* 281, 283.
Corylopsis sinensis Hemsley, *Cheng & Hwa* 1057; *Hwa* 49.
Liquidambar formosana Hance, *Cheng & Hwa* 708; *Gressitt* 2415.
Loropetalum chinense Oliver, *Cheng & Hwa* 1024.
Sycopsis sinensis Oliver, *Cheng & Hwa* 747, 1179; *Hwa* 260, 271, 300, 542.

Rosaceae

- Agrimonia pilosa* Ledeb. *Cheng & Hwa* 658.
Chaenomeles cathayensis Hemsley, *Hwa* 292, 469.
Cotoneaster gracilis Rehder & Wilson, *Hwa* 387.
Cotoneaster hebeophylla Diels, *Cheng & Hwa* 653, 1048.
Cotoneaster horizontalis Decaisne, *Cheng & Hwa* 781.
Cotoneaster salicifolia Franchet, *Cheng & Hwa* 940; *Hwa* 123.
Eriobotrya cavaleriei (Lévl.) Rehder, *Hwa* 146, 448, 588.
Eriobotrya deflexa Hemsley, *Hwa* 344.
Eriobotrya japonica (Thunb.) Lindley, *Cheng & Hwa* 1159; *Hwa* 526.
Kerria japonica DC. *Cheng & Hwa* 595; *Hwa* 251.
Malus halliana Koehne, *Cheng & Hwa* 1025; *Hwa* 279.
Malus prunifolia (Willd.) Borkhausen, *Hwa* 401.
Photinia amphidox (Schneider) Rehder & Wilson, *Cheng & Hwa* 1151; *Hwa* 122, 269.
Photinia beauverdiana Schneider, *Cheng & Hwa* 999; *Hwa* 94, 110, 114, 306, 482.
Photinia davidsoniae Rehder & Wilson, *Cheng & Hwa* 1118; *Hwa* 106.
Photinia franchetiana Diels, *Cheng & Hwa* 1001; *Hwa* 409, 523.
Photinia parvifolia Schneider, *Cheng & Hwa* 563, 831, 1094; *Hwa* 470.
Photinia sp. *Cheng & Hwa* 608, 799.
Prunus conradinae Koehne, *Djou* 126; *Hwa* 297, 358.
Prunus glyptocarpa Koehne, *Hwa* 60, 247, 263, 331, 349, 552.
Prunus grayana Maxim. *Cheng & Hwa* 703; *Gressitt* 2552; *Hwa* 285, 347, 550.
Prunus microbotrys Koehne, *Cheng & Hwa* 669, 737, 1149; *Hwa* 170, 338.

From Nepal extending eastward via China to Japan, there exists a group of species of evergreen *Prunus* characterized by subcoriaceous leaves that are eglandular beneath and by simple axillary racemose inflorescences. The names proposed for the species are *Prunus wallichii* Steudel (1841) for the Nepalese species, *P. spinulosa* Sieb. & Zucc. (1843) for the Japanese species, and *P. microbotrys* Koehne (1911) for the species from Central China. Kalkman (1965) renamed some of the Chinese specimens *P. wallichii* and others *P. spinulosa* (including *P. microbotrys*). However, it is thought that there are three species in this complex. Typical *P. wallichii* has large, thin leaves 12–13 cm. long and 5–7 cm. wide. The racemes are usually

fasciculate, and the rachis and pedicels are glabrous. The basal portion of the ovary is pilose. Typical *P. spinulosa* from Japan has leaves that are smaller (6-9 cm. long, 1.5-3 cm. wide) and acute at the base. The racemes are always solitary, and the rachis and pedicels are strigose. The ovary is glabrous. Typical *P. microbotrys* from Central China has oblong or ovate-oblong leaves 6-9 cm. long and 2.5-3.5 cm. wide. The racemes are solitary, and the rachis and pedicels are pilose. The ovary is hairy at the base. Specimens from Central and West China are variable, especially in the size, shape, texture, and dentation of the leaves. These involve morphological characters that do not exist in the specimens from Japan, Nepal, and adjacent northern India. The name *P. microbotrys*, originally published for the taxon of Central and West China, should be maintained.

***Prunus microbotrys* Koehne var. *obovata* S. Y. Hu, var. nov.**

Arbor, ramulis glabris; foliis glabris, oblongo-obovatis, 10-11 cm. longis, 4.5-5 cm. latis, basi acutis, apice caudato-acuminatis, acuminibus 1.2-1.4 cm. longis; racemis axillaribus, solitariis, 4-7 cm. longis, rachibus et pedicellis pilosis, calycibus glabris, petalis 2 mm. diametro.

Cheng & Hwa 735 (holotype, ♀).

Prunus mume (Sieb.) Sieb. & Zucc. *Gressitt* 2524 (sterile).

Prunus padus L. *Gressitt* 5248; *Hwa* 390.

Prunus persica (L.) Batsch, *Djou* 135.

Prunus pseudocerasus Lindley, *Gressitt* 2534.

Prunus salicina Lindley, *Djou* 109; *Gressitt* 2439; *Hwa* 256.

Prunus szechuanica Batalin, *Hwa* 248, 343.

Prunus venosa Koehne, *Cheng & Hwa* 816; *Hwa* 7.

Prunus wilsonii (Diels) Koehne, *Gressitt* 2570; *Hwa* 369.

Prunus wilsonii (Diels) Koehne var. *leiobotrys* Koehne, *Cheng & Hwa* 592.

Pyraecantha crenato-serrata (Hance) Rehder, *Cheng & Hwa* 977; *Djou* 127; *Gressitt* 2426.

Pyrus calleryana Decaisne, *Djou* 106.

Pyrus pyrifolia (Burman f.) Nakai, *Hwa* 319.

Rosa helenae Rehder & Wilson, *Djou* 116.

Rosa roxburghii Tratt. *Cheng & Hwa* 956.

Rubus adenophorus Rolfe, *Cheng & Hwa* 637, 742.

Rubus ampelinus Focke, *Cheng & Hwa* 702.

Rubus cavaleriei Lévl. *Cheng & Hwa* 826; *Gressitt* 2432, 2519 (very closely allied to *R. setchuensis* Bur. & Franchet, but with leaf apex truncate).

Rubus ichangensis Hemsley & Kuntze, *Cheng & Hwa* 905.

Rubus malifolius Focke, *Gressitt* 2459.

Rubus pectinellus Maxim. *Cheng & Hwa* 591.

Sorbus aronioides Rehder, *Cheng & Hwa* 901, 1101.

Sorbus caloneura (Stapf) Rehder, *Cheng & Hwa* 671; *Hwa* 52, 311.

Sorbus folgneri (Schneider) Rehder, *Cheng & Hwa* 674, 1103; *Hwa* 58, 501, 553.

Sorbus wilsoniana Schneider, *Cheng & Hwa* 899, 1070.

Spiraea chinensis Maxim. *Cheng & Hwa* 945.

Spiraea japonica L. f. var. *fortunei* Rehder, *Gressitt* 2436.

Spiraea prunifolia Sieb. & Zucc. *Hwa* 398.

Stephanandra chinensis Hance, *Cheng & Hwa* 878.

Stranvaesia davidiana Decaisne var. *undulata* (Decaisne) Rehder & Wilson, *Cheng & Hwa* 900, 1034; *Hwa* 159, 325, 380.

Leguminosae

- Albizia kalkora* Prain, *Cheng & Hwa* 1054; *Gressitt* 2472; *Hwa* 37.
Amphicarpaea edgeworthii Benthams, *Cheng & Hwa* 832 (det. C. E. Wood, Jr.), 1144.
Cercis chinensis Bunge, *Hwa* 69 (sterile).
Cladrastis sinensis Hemsley, *Gressitt* 2461; *Hwa* 417.
Dalbergia dyeriana Prain, *Cheng & Hwa* 822.
Dalbergia mimosoides Franchet, *Cheng & Hwa* 804 (det. Y. T. Lee).
Desmodium podocarpum DC. *Cheng & Hwa* 626, 820; *Gressitt* 2497.
Gleditsia macracantha Desf. *Gressitt* 2443; *Hwa* 45, 477.
Gymnocladus chinensis Baillon, *Cheng & Hwa* 1038; *Hwa* 478 (det. Y. T. Lee).
Indigofera amblyantha Craib, *Gressitt* 2514.
Indigofera pseudotinctoria Matsumura, *Cheng & Hwa* 1116 (det. Y. T. Lee).
Lespedeza cuneata G. Don, *Cheng & Hwa* 659, 727; *Djou* 128.
Lespedeza thunbergii (DC.) Nakai, *Cheng & Hwa* 895; *Gressitt* 2532.
Maackia chinensis Takeda, *Cheng & Hwa* 1146.
Ormosia puberula Cheng, *Hwa* 485 (isotype; det. W. C. Cheng).
Pueraria lobata (Willd.) Ohwi, *Cheng & Hwa* 731; *Gressitt* 2562.
Robinia pseudo-acacia L. *Djou* 139 (sterile; introduced).

Oxalidaceae

- Oxalis griffithii* Edgew. & Hooker f. *Cheng & Hwa* 787 (sterile; Dr. A. Lourteig consulted).

Rutaceae

- Boeninghausenia albiflora* (Hooker) Meissner, *Cheng & Hwa* 870.
Euodia fargesii Dode, *Hwa* 504.
Euodia meliaefolia Benthams, *Hwa* 57.
Euodia officinalis Dode, *Cheng & Hwa* 706, 1013; *Gressitt* 2421, 2442, 2475, 2540; *Hwa* 83.
Orixa japonica Thunb. *Hwa* 346.
Phellodendron chinense Schneider, *Gressitt* 2451; *Hwa* 13.
Toddalia asiatica (Lam.) Kurz, *Cheng & Hwa* 927, 942; *Hwa* 423.
Zanthoxylum dissitum Hemsley, *Cheng & Hwa* 601.
Zanthoxylum nitidum (Roxb.) DC. *Hwa* 337.
Zanthoxylum simulans Hance, *Hwa* 152.

Simaroubaceae

- Ailanthus altissima* (Miller) Swingle, *Cheng & Hwa* 720, 818, 1156; *Djou* 133; *Gressitt* 2554.

Meliaceae

- Toona sinensis* (A. Juss.) Roemer, *Cheng & Hwa* 1152; *Hwa* 151.

Polygalaceae

- Polygala wattersii* Hance, *Hwa* 5, 416.

Euphorbiaceae

- Aleurites fordii* Hemsley, *Djou* 136.
Croton tiglium L. *Cheng & Hwa* 1182.

Glochidion pubescens (L.) Hutch. *Cheng & Hwa* 687; *Djou* 115, 124; *Gressitt* 2538.

Phyllanthus flexuosus (Sieb. & Zucc.) Mueller-Arg. *Cheng & Hwa* 648 (det. G. L. Webster).

Ricinus communis L. *Cheng & Hwa* 1183.

Sapium sebiferum (L.) Roxb. *Cheng & Hwa* 1181.

Daphniphyllaceae

Daphniphyllum glaucescens Bl. *Cheng & Hwa* 1030; *Hwa* 454.

Daphniphyllum longistylum Chien, *Cheng & Hwa* 660, 1072; *Hwa* 533, 534.

Coriariaceae

Coriaria sinica Maxim. *Gressitt* 2442, 2563; *Hwa* 238, 249, 250.

Buxaceae

Buxus microphylla Sieb. & Zucc. *Cheng & Hwa* 806.

Anacardiaceae

Choerospondias axillaris (Roxb.) Burt & Hill, *Cheng & Hwa* 920; *Hwa* 447, 481, 498, 525, 555.

Rhus chinensis Miller, *Djou* 123; *Gressitt* 2470, 2533.

Rhus potaninii Maxim. *Hwa* 71.

Rhus trichocarpa Miq. *Cheng & Hwa* 744, 1104.

Rhus verniciflua Stokes, *Cheng & Hwa* 722; *Gressitt* 2473; *Hwa* 10, 149.

Aquifoliaceae

Ilex dasyphylla Merr. var. *lichuanensis* S. Y. Hu, var. nov.

A type differt in ramulis petiolisque sparse pilosis; foliis subglabris, costa supra elevata; fructibus 6 mm. diametro, sepalis persistentibus glabris.

Cheng & Hwa 1055 (holotype, ♀).

In shape, size, and texture, the leaves of this variety are similar to those of *Ilex dasyphylla* Merr. var. *dasyphylla*, a variety of the mountainous area of northern Kwangtung and eastern Kwangsi, characterized by dense, ferruginous, long hairs on the branchlets, leaves, and inflorescences. The fruit of var. *lichuanensis* is small, 4-5 mm. in diameter, and the persistent sepals are hirsute.

Ilex elmerrilliana S. Y. Hu, *Cheng & Hwa* 767; *Hwa* 487.

Ilex ficoidea Hemsley, *Hwa* 134 (sterile).

Ilex intermedia Loes. *Hwa* 132, 518, 521.

Ilex intermedia Loes. var. *fangii* (Rehder) S. Y. Hu, *Cheng & Hwa* 937.

Ilex macrocarpa Oliver, *Hwa* 97, 409, 520.

Ilex macropoda Miq. *Cheng & Hwa* 1111.

Ilex micrococca Maxim. *Cheng & Hwa* 1026.

Ilex pedunculosa Miq. *Cheng & Hwa* 1113.

Ilex pernyi Franchet, *Cheng & Hwa* 829; *Hwa* 4.

Ilex suaveolens (Lévl.) Loes. *Cheng & Hwa* 729, 1035; *Hwa* 41.

Ilex wilsonii Loes. *Cheng & Hwa* 775, 1139; *Hwa* 541.

Celastraceae

Celastrus gemmatus Loes. *Djou* 111.

Celastrus hypoleucus (Oliver) Warb. *Cheng & Hwa* 1062.

- Euonymus acanthocarpa* Franchet, *Cheng & Hwa* 1037.
Euonymus acanthocarpa Franchet var. *sutchuenensis* Franchet ex Loes. *Cheng & Hwa* 1004.
Euonymus alata Regel, *Hwa* 112, 524.
Euonymus japonica Thunb. var. *acuta* Rehder, *Cheng & Hwa* 1121; *Gressitt* 2518; *Hwa* 102.
Euonymus myriantha Hemsley, *Cheng & Hwa* 949.
Euonymus sanguinea Loes. var. *camptoneura* Loes. *Djou* 122; *Gressitt* 2413; *Hwa* 82.

Aceraceae

- Acer amplum* Rehder, *Cheng & Hwa* 740; *Hwa* 8, 360.
Acer cordatum Pax, *Hwa* 428, 446, 540.
Acer davidii Franchet, *Cheng & Hwa* 714, 902, 1069; *Hwa* 288, 345.
Acer erianthum Schwerin, *Cheng & Hwa* 704; *Gressitt* 2565.
Acer faberi Hance, *Cheng & Hwa* 991; *Hwa* 428, 489.
Acer henryi Pax, *Hwa* 335 (a very young shoot), 472.
Acer longipes Franchet ex Rehder, *Hwa* 55.
Acer mono Maxim. *Hwa* 28.
Acer oliverianum Pax, *Cheng & Hwa* 862.
Acer sinense Pax, *Cheng & Hwa* 783; *Hwa* 139, 339.
Acer wilsonii Rehder, *Cheng & Hwa* 569; *Hwa* 348, 465.

Hippocastanaceae

- Aesculus wilsonii* Rehder, *Cheng & Hwa* 1134; *Hwa* 96 (sterile).

Sabiaceae

- Meliosma beaniana* Rehder & Wilson, *Hwa* 59, 67, 131, 545 (59 and 131 both sterile).
Meliosma pendens Rehder & Wilson, *Cheng & Hwa* 577; *Gressitt* 2460.
Meliosma sinensis Nakai, *Cheng & Hwa* 772.

Balsaminaceae

- Impatiens lucorum* Hooker f. *Cheng & Hwa* 642, 796, 838 (very young).

Staphyleaceae

- Euscaphis japonica* (Thunb.) Kanitz, *Cheng & Hwa* 768; *Gressitt* 2476; 2531; *Hwa* 565.
Tapiscia sinensis Oliver, *Cheng & Hwa* 564; *Hwa* 50, 538.

Rhamnaceae

- Berchemia floribunda* (Wall.) Brongn. *Cheng & Hwa* 621; *Djou* 119; *Gressitt* 2406, 2542.
Berchemia polyphylla Wall. ex Lawson, *Cheng & Hwa* 1046.
Hovenia trichocarpa Chun & Tsiang, *Cheng & Hwa* 561, 734, 1039; *Hwa* 168.
Rhamnus esquirolii Lév. *Cheng & Hwa* 810.
Rhamnus paniculiflorus Schneider, *Cheng & Hwa* 1115.
Rhamnus rugulosus Hemsley, *Cheng & Hwa* 613, 1045.
Rhamnus utilis Decaisne, *Cheng & Hwa* 607, 629, 833, 909, 970, 971; *Djou* 131; *Gressitt* 2448, 2523; *Hwa* 68, 98, 512.
Sageretia henryi J. R. Drumm. *Cheng & Hwa* 864.

Vitaceae

Ampelopsis chaffanoni (Lévl.) Rehder, *Cheng & Hwa* 766, 827.

Parthenocissus heterophylla (Bl.) Merr. *Cheng & Hwa* 917.

Trastigma serrulatum Planchon, *Cheng & Hwa* 943.

Elaeocarpaceae

Elaeocarpus chinensis (Gardner & Champion) Hooker f. *Cheng & Hwa* 680;
Hwa 434.

Sloanea hemsleyana (Ito) Rehder & Wilson, *Cheng & Hwa* 1097; *Hwa* 293.

Tiliaceae

Tilia tuan Szysz. *Cheng & Hwa* 741, 1059, 1114.

Tilia sp., *Cheng & Hwa* 1095.

Malvaceae

Hibiscus syriacus L. *Cheng & Hwa* 721; *Hwa* 99.

Actinidiaceae

Actinidia arguta Planchon ex Miq. *Cheng & Hwa* 1109.

Actinidia callosa Lindley, *Cheng & Hwa* 606.

Actinidia chinensis Planchon, *Gressitt* 2419, 2495.

Actinidia coriacea (Finet & Gagnep.) Dunn, *Cheng & Hwa* 567.

Theaceae

Camellia caudata Wall. *Cheng & Hwa* 620, 931.

Camellia cuspidata (Kochs) Veitch, *Cheng & Hwa* 609, 686; *Gressitt* 2471;
Hwa 270.

Camellia japonica L. *Hwa* 255.

Camellia oleifera Abel, *Cheng & Hwa* 568, 1044; *Gressitt* 2450.

Camellia sinensis (L.) O. Kuntze, *Cheng & Hwa* 689, 1140; *Gressitt* 2490;
Hwa 320.

Eurya nitida Korthals var. *aurescens* (Rehder & Wilson) Kobuski, *Hwa* 136,
273.

Schima sinensis (Hemsley & Wilson) Airy Shaw, *Cheng & Hwa* 890; *Gressitt*
2480.

Schima superba Gardner & Champion, *Cheng & Hwa* 1023.

Schima parviflora Cheng & H. T. Chang, *Cheng & Hwa* 953 (isotype; det.
W. C. Cheng).

Ternstroemia nitida Merr. *Hwa* 455 (flower buds very young).

Guttiferae

Hypericum ascyron L. *Gressitt* 2431.

Hypericum attenuatum Choisy, *Cheng & Hwa* 819.

Hypericum hookerianum Wight & Arnott, *Cheng & Hwa* 593.

Hypericum patulum Thunb. *Cheng & Hwa* 624.

Hypericum petiolulatum Hooker f. & Thomson, *Cheng & Hwa* 736, 1092.

Violaceae

Viola cf. *confusa* Champion ex Bentham, *Cheng & Hwa* 1087 (sterile).

Viola inconspicua Bl. *Cheng & Hwa* 965, 1091.

Viola triangulifolia W. Beck, *Cheng & Hwa* 1086.

Flacourtiaceae

- Carrierea calycina* Franchet, *Cheng & Hwa* 928.
Idesia polycarpa Maxim. *Cheng & Hwa* 723, 979; *Djou* 118; *Hwa* 539.
Idesia polycarpa Maxim. var. *vestita* Diels, *Cheng & Hwa* 1060.
Poliothyrsis sinensis Oliver, *Cheng & Hwa* 1132; *Hwa* 511.

Stachyuraceae

- Stachyurus himalaicus* Hooker f. & Thomson, *Cheng & Hwa* 604, 988, 994.

Begoniaceae

- Begonia evansiana* Andr. *Cheng & Hwa* 590.
Begonia pedatifida Lévl. *Cheng & Hwa* 840.

Elaeagnaceae

- Elaeagnus bockii* Diels, *Cheng & Hwa* 800; *Gressitt* 2462.
Elaeagnus henryi Warb. *Hwa* 158.
Elaeagnus schnabeliana Hand.-Mazz. *Cheng & Hwa* 608.
Elaeagnus viridis Servettaz, *Cheng & Hwa* 809.

Lythraceae

- Lagerstroemia indica* L. *Cheng & Hwa* 765.

Alangiaceae

- Alangium chinense* (Lour.) Rehder, *Cheng & Hwa* 678; *Gressitt* 2492.
Alangium handelii Schnarf, *Hwa* 105 (closely related to *A. chinense*; recognized by hairy fruits and strigose branchlets and inflorescences).

Nyssaceae

- Nyssa sinensis* Oliver, *Cheng & Hwa* 611; *Hwa* 61, 432, 433.

Melastomataceae

- Sarcopyramis nepalensis* Wall. *Cheng & Hwa* 572, 730 (very small and young; more material needed for positive determination).

Onagraceae

- Circaea erubescens* Franchet & Sav. *Cheng & Hwa* 842.
Epilobium angustifolium L. *Cheng & Hwa* 712.

Araliaceae

- Aralia decaisneana* Hance, *Cheng & Hwa* 888.
Dendropanax chevalieri (Vig.) Merr. *Cheng & Hwa* 684; *Hwa* 156, 174 (both sterile).
Evodiopanax evodiifolius (Franchet) Nakai, *Cheng & Hwa* 900, 903, 980; *Hwa* 464.
Hedera nepalensis K. Koch var. *sinensis* (Tobler) Rehder, *Cheng & Hwa* 780, 1129; *Hwa* 129.
Kalopanax septemlobus (Thunb.) Koidzumi (*Kalopanax pictus* (Thunb.) Nakai), *Cheng & Hwa* 711; *Hwa* 76.
Nothopanax bodinieri (Lévl.) S. Y. Hu, comb. nov.
Aralia bodinieri Lévl. In Bull. Géogr. Bot. **24**: 143. 1914.
Nothopanax delavayi sensu Rehder in Jour. Arnold Arb. **15**: 115. 1934, *pro parte*.

Rehder in 1934 interpreted *Heptapleurum esquirolii* Lévl. (*Cavalerie* 871, holotype), and *Aralia bodinieri* Lévl. (*Cavalerie* 2696, syntype) as synonyms of *Nothopanax delavayi* (Franchet) Harms. He was correct with the first epithet. Fragments and a photograph of the syntype of *Aralia bodinieri* Lévl. and a specimen with good fruiting material (*Cheng & Hwa* 969) show distinctive characteristics in leaves and inflorescences that do not appear in over 40 sheets of Yunnan specimens of *Nothopanax delavayi* examined. *Aralia bodinieri* (*Cavalerie* 2696) is a species of *Nothopanax* and is transferred above. *Nothopanax bodinieri* has unifoliolate, trifoliolate, and pentafoliolate leaves with the leaflets 2-4 times wider than those of *N. delavayi*. The fruiting peduncles of the umbels are half as long as those of *N. delavayi*. It is a distinctive species of northeastern Kweichow and the adjacent areas of Szechwan and Hupeh, while *N. delavayi* is endemic to western Yunnan.

Nothopanax davidii (Franchet) Harms, *Cheng & Hwa* 783; *Gressitt* 2525; *Hwa* 43.

Nothopanax rosthornii Harms, *Cheng & Hwa* 773; *Gressitt* 2556.

Schefflera delavayi (Franchet) Harms, *Cheng & Hwa* 978.

Schefflera venulosa (Wight & Arnott) Harms, *Hwa* 72.

Cornaceae

Aucuba chinensis Benth. f. *angustifolia* Rehder, *Hwa* 315.

Cornus controversa Hemsley, *Cheng & Hwa* 634; *Hwa* 458.

Cornus kousa Buerger var. *chinensis* Bean, *Cheng & Hwa* 570, 664, 908; *Hwa* 31, 107.

Cornus macrophylla Wall. *Cheng & Hwa* 632, 919, 1014; *Djou* 137; *Gressitt* 2428; *Hwa* 29, 91, 130.

Helwingia japonica (Thunb.) Dietrich, *Cheng & Hwa* 640, 930, 1093; *Gressitt* 2429.

Toricellia intermedia Harms, *Cheng & Hwa* 1145; *Hwa* 12, 421.

Umbelliferae

Daucus carota L. *Djou* 130; *Gressitt* 2520.

Clethraceae

Clethra fargesii Franchet, *Cheng & Hwa* 821, 1068, 1110.

Ericaceae

Enkianthus chinensis Franchet, *Cheng & Hwa* 1100.

Enkianthus serrulatus Schneider, *Cheng & Hwa* 616; *Hwa* 171, 275.

Lyonia ovalifolia (Wall.) Drude, *Cheng & Hwa* 746, 1053; *Hwa* 73.

Pieris formosa D. Don, *Cheng & Hwa* 802, 1041; *Hwa* 44, 243.

Rhododendron argyrophyllum Franchet, *Hwa* 66, 274.

Rhododendron caeruleum Lévl. *Cheng & Hwa* 891.

Rhododendron ciliicalyx Franchet, *Hwa* 277.

Rhododendron farrerae Tate ex Sweet, *Cheng & Hwa* 897, 1027; *Hwa* 377.

Rhododendron fortunei Lindley, *Cheng & Hwa* 896; *Hwa* 353.

Rhododendron lutescens Franchet, *Hwa* 278.

Rhododendron ovatum (Lindley) Planchon, *Cheng & Hwa* 1029; *Hwa* 298, 445.

Rhododendron oxyphyllum Franchet, *Cheng & Hwa* 682; *Hwa* 84.

Rhododendron simsii Planchon, *Cheng & Hwa* 879; *Gressitt* 2417; *Hwa* 453.

- Vaccinium bracteatum* Thunb. Cheng & Hwa 990.
Vaccinium carlesii Dunn, Hwa 299.
Vaccinium hirtum Thunb. Cheng & Hwa 605, 675, 1135.
Vaccinium iteophyllum Hance, Cheng & Hwa 610.
Vaccinium japonicum Miq. Cheng & Hwa 685.
Vaccinium mandarinorum Diels, Cheng & Hwa 673, 898, 1056.

Myrsinaceae

- Ardisia chinensis* Bentham, Cheng & Hwa 1154.
Ardisia crenata (Thunb.) DC. Cheng & Hwa 1031.
Maesa hupehensis Rehder, Cheng & Hwa 922.
Myrsine cf. *semiserrata* Wall. Cheng & Hwa 1148 (leaves and inflorescences match well, but uniformly punctate lower leaf surface differs).

Primulaceae

- Lysimachia fortunei* Maxim. Cheng & Hwa 1085.

Ebenaceae

- Diospyros lotus* L. Cheng & Hwa 710; Hwa 30.

Styracaceae

- Alniphyllum megaphyllum* Hemsley, Cheng & Hwa 984, 1008; Hwa 490.
Pterostyrax hispidus Sieb. & Zucc. Cheng & Hwa 1107; Hwa 491, 566.
Styrax bodinieri Lévl. Cheng & Hwa 559, 662, 975; Gressitt 241, 2573; Hwa 16, 427 (young inflorescences of some specimens infested by insect galls).
Styrax suberifolius Hooker f. & Arn. Cheng & Hwa 677, 918; Hwa 121.

Symplocaceae

- Symplocos anomala* Brand, Cheng & Hwa 770, 1064; Hwa 147.
Symplocos botryantha Franchet, Cheng & Hwa 690, 868, 904; Hwa 74, 140, 316, 373, 382.
Symplocos caudata Wall. Cheng & Hwa 603, 1061; Hwa 244, 310, 314.
Symplocos discolor Brand, Hwa 280, 544.
Symplocos lancifolia Sieb. & Zucc. Cheng & Hwa 691, 984; Djou 107; Hwa 172, 309.
Symplocos stellaris Brand, Cheng & Hwa 1112; Hwa 425.

Oleaceae

- Fraxinus chinensis* Roxb. Cheng & Hwa 807; Djou 101 (sterile); Hwa 402.
Fraxinus punctata S. Y. Hu, sp. nov.

Arbor vel frutex, glabra, ramulis robustis, hornotinis 4-5 mm. diametro, lenticellis albidis numerosis notatis; foliis trifoliolatis, petiolis 3.5-5 cm. longis, canaliculatis, basi incrassatis, foliolis petiolulis medianis 2-3 cm. longis, lateralibus 6-8 mm. longis, laminis subcoriaceis, ovatis, medianis 10-13 cm. longis, 6-7 cm. latis, lateralibus 8.5-12 cm. longis, 4-5 cm. latis, basi acutis, apice acuminatis, acumine 1-1.5 cm. longis, subtus glabris et punctatis, margine crenulato-serratis, costa supra impressa, subtus elevata et glabra, nervis lateralibus utrinque 15-17, subtus prominentibus, nervis secundariis bene reticulatis; infructescentiis terminalibus; samaris lineari-spathulatis, 2.5-3 cm. longis, 5 mm. latis, apice retusis; calycibus persis-

tentibus patelliformibus, lobis deltoideis, apice subulato-acuminatis vel acutis.

Cheng & Hwa 946 (holotype, A).

The trifoliolate, subcoriaceous leaves and the linear-spathulate samaras of this species suggest a close relationship to *Fraxinus trifoliolata* W. W. Smith of the drainage basin of the Yangtze River in northwestern Yunnan. The lower leaf surface of the Yunnan species is densely white-hirsute, and the persistent calyx of the fruit is subcampanulate with very shallow erose lobes. The ovary of this species is covered by peltate glandular scales that are persistent in fruit and become rather conspicuous on the basal one-third of the samara. In contrast, the lower leaf surface of the species in the metasequoia area is glabrous and punctate, and its persistent calyx is patelliform and has well-defined lobes that are subulate-acuminate or acute at the apex. The glandular scales on the fruit are very sparse and obscure.

Jasminum lanceolarium Roxb. *Cheng & Hwa 989*.

Ligustrum lucidum Aiton, *Cheng & Hwa 1157; Hwa 68*.

Ligustrum quihoui Carr. *Cheng & Hwa 713*.

Ligustrum sinense Lour. *Cheng & Hwa 1077; Hwa 115*.

Osmanthus cooperi Hemsley, *Hwa 430*.

Osmanthus fragrans Lour. *Cheng & Hwa 724; Hwa 272, 303*.

Loganiaceae

Buddleia davidii Franchet, *Cheng & Hwa 811; Gressitt 2501; 2527*.

Gentianaceae

Swertia bimaculata Clarke, *Cheng & Hwa 955*.

Apocynaceae

Trachospermum jasminoides (Lindley) Lemaire, *Hwa 261*.

Asclepiadaceae

Cynanchum auriculatum Royle, *Cheng & Hwa 638A; Djou 114, 132*.

Convolvulaceae

Cuscuta chinensis Lam. *Cheng & Hwa 860*.

Verbenaceae

Callicarpa bodinieri Lévl. var. *girdalii* (Rehder) Rehder, *Cheng & Hwa 1124; Gressitt 2526*.

Callicarpa rubella Lindley var. *hemsleyana* Diels, *Cheng & Hwa 1042*.

Clerodendron bungei Steudel, *Cheng & Hwa 631, 914; Gressitt 2454, 2553*.

Clerodendron mandarinorum Diels, *Cheng & Hwa 769, 894; Hwa 40*.

Clerodendron trichotomum Thunb. *Cheng & Hwa 913*.

Premna puberula Pampan. *Cheng & Hwa 560; Gressitt 2427, 2483, 2558*.

Labiatae

Mosla chinensis Maxim. *Cheng & Hwa 788, 1096*.

Mosla dianthera (Buch.-Ham.) Maxim. *Cheng & Hwa 789*.

Perilla frutescens (L.) Britton, *Gressitt 2567*.

Pogostemon glaber Benthham, *Cheng & Hwa 835*.

Prunella vulgaris L. Cheng & Hwa 793.

Teucrium bidentatum Hemsley, Cheng & Hwa 1032.

Solanaceae

Solanum lyratum Thunb. Cheng & Hwa 1177.

Scrophulariaceae

Botryopleuron nervosum (Hemsley) Hemsley, Cheng & Hwa 1015.

Paulownia fargesii Franchet, Hwa 95, 462.

Phtheirospermum chinense Bunge ex Fischer & Meyer, Cheng & Hwa 1088.

Bignoniaceae

Catalpa fargesii Bur. Cheng & Hwa 855, 935; Gressitt 2418; Hwa 510.

Gesneriaceae

Didissandra cf. *sesquifolia* C. B. Clarke, Cheng & Hwa 718, 841 (specimens resemble *D. sesquifolia* of northern India in having pubescent leaves and short-pedicellate flowers, but differ in having leaf margins subentire, not subduplo-serrate).

Didymocarpus hwaianus S. Y. Hu, sp. nov.

Herbae succulentae, perennes, glabres; internodiis caulium 4-7 cm. longis, 3 mm. crassis; foliis oppositis, sessilibus, integris, ellipticis, 12-15 cm. longis, 4.5-5 cm. latis, supra glabris vel leviter hirsutis, subtus glabris, basi cuneatis, decurrentibus et connato-perfoliatis, apice acuminatis; inflorescentiis axillaribus, pedunculis 5 mm. longis, ramis subcymosis, axibus secundariis 6-10 mm. longis, pedicellis 3-4 mm. longis; sepalis foliaceis, fere ad basim libris, obovato-oblongis, 8-9 mm. longis, 5-6 mm. latis, glabris, apice rotundatis; corollis et staminibus ignotis; capsulis juvenilibus compresso-cornutis, 2.5 cm. longis, 3 mm. latis; annulis interruptis; stylis 1 cm. longis, stigmatibus inaequaliter bilobatis.

Cheng & Hwa 923 (holotype, A).

The foliaceous sepals free almost to the base, the short axillary inflorescences and the laterally compressed, curved, cornute young capsules of this species suggest a close relationship with *Didymocarpus bicornutus* (Hayata) S. Y. Hu,⁵ comb. nov., from Taiwan, which has petiolate leaves. Another closely related species is *D. tibeticus* Franchet, which differs in having villose, lanceolate sepals and petiolate leaves.

Lysionotus pauciflora Maxim. Cheng & Hwa 1003.

Acanthaceae

Hemigraphis cuneata S. Y. Hu, sp. nov.

Herba prostrata, caulibus quadrangulatis, glabrescentibus; foliis parvis, rhomboideis, 1-2.5 cm. longis, 0.7-2 cm. latis, basi cuneatis, apice acutis, margine remote serratis, utrinque glabrescentibus, petiolis 5-15 mm. longis, glabris; floribus solitariis, in axillis foliorum sessilibus, bracteis foliaceis, obovato-cuneatis, 3 mm. longis, 2 mm. latis, apice obtusis; calycibus glabris, fere ad basim partitis, laciniis linearibus, 1.5 cm. longis, 1.5 mm. latis,

⁵*Didymocarpus bicornutus* (Hayata) S. Y. Hu, comb. nov.

Chirita bicornuta Hayata, Ic. Pl. Formos. 3: 154. 1913.

apice obtusis; capsulis oblongis, ad basim constrictis, 12-13 mm. longis, 2 mm. diametro, glabris; seminibus plano-compressis, suborbicularibus, 1.5-2 mm. diametro, atro-fuscis, papillois.

Cheng & Hwa 887 (holotype, A).

This species is related to *Hemigraphis procumbens* (Lour.) Merr., from which it is readily distinguished by its glabrous leaves, sepals, and capsules.

The leaves of *H. procumbens* are hirsute and the sepals hispid-strigose; the capsules are hairy at the apex.

Peristrophe roxburghiana (Schultes) Bremek. *Cheng & Hwa 715*.

Plantaginaceae

Plantago major L. *Cheng & Hwa 717*.

Rubiaceae

Emmenopteryx henryi Oliver, *Cheng & Hwa 1173; Hwa 166*.

Galium bungei Steudel, *Cheng & Hwa 784, 1143*.

Hedyotis lindleyana Hooker var. *glabra* Hara, *Cheng & Hwa 790*.

Lasianthus hartii Franchet, *Cheng & Hwa 622*.

Paederia chinensis Hance, *Cheng & Hwa 926, 973, 996*.

Paederia scandens (Lour.) Merr. *Cheng & Hwa 628, 824*.

Serissa foetida Commerson, *Cheng & Hwa 983*.

Caprifoliaceae

Abelia myrtilloides Rehder, *Cheng & Hwa 861, 1133*.

Abelia uniflora R. Br. *Hwa 452*.

Lonicera henryi Hemsley, *Cheng & Hwa 676, 1036, 1083*.

Lonicera macranthoides Hand.-Mazz. *Cheng & Hwa 882*.

Sambucus racemosa L. *Hwa 11, 372*.

Viburnum ichangense (Hemsley) Rehder, *Cheng & Hwa 814, 1105; Gressitt 2559*.

Viburnum ovatifolium Rehder, *Cheng & Hwa 649, 992; Hwa 46*.

Viburnum propinquum Hemsley, *Cheng & Hwa 867; Hwa 265, 537*.

Viburnum propinquum Hemsley var. *mairei* W. W. Sm. *Cheng & Hwa 860, 1122*.

Viburnum rhytidophyllum Hemsley, *Hwa 359*.

Viburnum rosthornii Graebner var. *xerocarpa* Loes. *Cheng & Hwa 892; Hwa 47, 535*.

Viburnum setigerum Hance, *Chang & Hwa 803, 993, 1071; Djou 117; Gressitt 2434, 2521*.

Viburnum sympodiale Graebner, *Hwa 341 or 355* (number not clear).

Viburnum ternatum Rehder, *Cheng & Hwa 589, 732, 1019; Gressitt 2474; Hwa 56*.

Viburnum theiferum Rehder, *Hwa 473*.

Viburnum tomentosum Thunb. *Hwa 282, 426*.

Viburnum tsangii Rehder, *Cheng & Hwa 883, 1161*.

Weigela japonica Thunb. var. *sinica* (Rehder) Bailey, *Cheng & Hwa 573; Hwa 471*.

Valerianaceae

Patrinia villosa (Thunb.) Juss. ex DC. *Cheng & Hwa 964*.

Cucurbitaceae

Gymnostemma pentaphyllum Makino, *Cheng & Hwa* 925, 1014.

Campanulaceae

Campanumoea javanica Bl. *Cheng & Hwa* 625; *Gressitt* 2424.

Lobelia davidii Franchet, *Cheng & Hwa* 643 (very similar to *L. fangiana* (E. Wimmer) S. Y. Hu, comb. nov.,⁶ from which it may be distinguished by the subglabrous ovary and hairy anthers).

Lobelia radicans Thunb. *Cheng & Hwa* 578.

Pratia nummularia (Lam.) A. Br. & Ascherson (*Lobelia angulata* Forster), *Cheng & Hwa* 599.

Compositae

Adenocaulon adhaerescens Maxim. *Cheng & Hwa* 719.

Ainsliaea fulvipes Jeffrey, *Cheng & Hwa* 786.

Anaphalis margaritacea (L.) Benth. & Hooker f. *Cheng & Hwa* 762.

Carpesium abrotanoides L. *Cheng & Hwa* 679.

Eupatorium chinense L. *Cheng & Hwa* 967.

Eupatorium japonicum Thunb. *Cheng & Hwa* 837.

Ixeris gracilis (DC.) Stebbins, *Cheng & Hwa* 1084.

Leontopodium sinense Hemsley, *Gressitt* 2515.

Ligularia duciformis (C. Winkler) Hand.-Mazz. *Cheng & Hwa* 850.

Monocotyledoneae

Alismataceae

Sagittaria pygmaea Miq. *Cheng & Hwa* 761.

Sagittaria sagittifolia L. subsp. *sagittata* (Thunb.) Rataj. *Cheng & Hwa* 760.

Hydrocharitaceae

Ottelia alismoides (L.) Pers. *Cheng & Hwa* 847 (material too young to show species characteristics).

Gramineae

Chimonobambus sp., *Hwa* 495, 496 (sterile; det. T. R. Soderstrom).

Miscanthus sinensis Andersson, *Gressitt* 2555.

Phyllostachys sp., *Gressitt* 2410 (sterile; det. T. R. Soderstrom).

Sinarudinaria sp., *Gressitt* 2494 (det. T. R. Soderstrom); *Hwa* 494.

⁶*Lobelia fangiana* (E. Wimmer) S. Y. Hu, comb. nov.

Pratia fangiana E. Wimmer, *Repert. Sp. Nov.* 38: 3. 1935.

Lobelia omiensis E. Wimmer, *Ann. Nat. Mus. Wien* 56: 366. 1948.

SZECHWAN: Mt. Omei, *W. P. Fang* 2853 (holotype, NY; isotype, GH), *E. H. Wilson* 5034 (isotype of *L. omiensis*, GH), *H. C. Chow* 7927, 8106 (A), *S. C. Sum & K. Chang* 1139, 1227 (A), *L. Y. Tai* 87 (A), *F. T. Wang* 23376 (A), *K. N. Yin* 127 (A).

Wimmer's material of *Pratia fangiana* is in fruit, and his specimen of *Lobelia omiensis* is in flower. More recent collections from the same area give a fuller picture of morphological variation of the species, and the gaps caused by age differences in Wimmer's samples are bridged. The species is characterized by hirsute inflorescences, pubescent ovaries, and glabrous anthers. A transfer of the earlier specific epithet from *Pratia* to *Lobelia* is necessitated.

Cyperaceae

- Bulbostylis capillaris* (L.) Clarke, *Cheng & Hwa* 1089.
Carex brunnea Thunb. *Cheng & Hwa* 791 (det. T. Koyama).
Cyperus orthostachys Franchet & Sav. *Cheng & Hwa* 753 (det. T. Koyama).
Eleocharis congesta D. Don subsp. *japonica* (Miq.) Koyama, *Cheng & Hwa* 758 (det. T. Koyama).
Kyllinga brevifolia Rottb. *Cheng & Hwa* 596, 757.
Pycnus flavescens (Poir.) Koyama, *Cheng & Hwa* 754 (det. T. Koyama).
Pycnus sanguinolentus Vahl, *Cheng & Hwa* 755 (det. T. Koyama).
Scirpus wallichii Roxb. *Cheng & Hwa* 756 (det. T. Koyama).

Eriocaulaceae

- Eriocaulon buergerianum* Koern. *Cheng & Hwa* 759.

Commelinaceae

- Commelina communis* L. *Cheng & Hwa* 785, 957.

Pontederiaceae

- Monochoria vaginalis* (Burman f.) Presl, *Cheng & Hwa* 763, 848.

Juncaceae

- Juncus setchuensis* Buchenau, *Cheng & Hwa* 644.

Liliaceae

- Cardiocrinum giganteum* (Wall.) Makino, *Cheng & Hwa* 849.
Disporum cantoniense (Lour.) Merr. *Cheng & Hwa* 941.
Lilium leucanthum Baker var. *chloraster* (Baker) Wilson, *Gressitt* 2513.
Paris chinensis Franchet, *Cheng & Hwa* 1033.
Protolirion sinii Krause, *Cheng & Hwa* 623.
Reineckea carnea Kunth, *Cheng & Hwa* 597.
Smilax lancifolia Roxb. *Cheng & Hwa* 982.
Smilax megalantha A. DC. *Cheng & Hwa* 633; *Hwa* 350.
Smilax myrtilus DC. *Cheng & Hwa* 929.
Smilax riparia DC. *Cheng & Hwa* 972, 974, 1155.

Iridaceae

- Belamcanda chinensis* (L.) DC. *Gressitt* 2416.
Iris japonica Thunb. *Cheng & Hwa* 652.

Dioscoreaceae

- Dioscorea cirrhosa* Lour. *Cheng & Hwa* 1018.
Dioscorea kamaonensis Kunth var. *fargesii* (Franchet) Prain & Burkill, *Cheng & Hwa* 638, 656, 836, 1016 (det. B. G. Schubert).

Orchidaceae

- Cymbidium ensifolium* Sw. *Cheng & Hwa* 1006.
Cypripedium japonicum Thunb. *Cheng & Hwa* 1162.
Pleione henryi Rolfe, *Cheng & Hwa* 911.

ACKNOWLEDGMENTS

Grateful acknowledgment is due all my friends who have helped with the identification of specimens and the preparation of the manuscript. I should like to take this opportunity to express my special appreciation to Drs. L. M. Perry, B. G. Schubert, S. A. Spongberg, P. F. Stevens, R. M. Tryon, and C. E. Wood, Jr., for numerous helpful suggestions. Particular thanks are also extended to R. A. Howard for the opportunity to undertake this project. I should also like to acknowledge the careful work of Karen Stoutsenberger, who prepared the final versions of the maps that illustrate this article.

REFERENCES

- ANDREWS, H. N., JR. 1961. Studies in paleobotany. xii + 487 pp. Wiley, New York.
- ANONYMOUS. 1948. Living fossil. Jour. N. Y. Bot. Gard. **49**: 151.
- . 1949. Rand McNally cosmopolitan world atlas. xvi + 335 pp. Rand McNally & Co., New York.
- . 1972-1976. Iconographia cormophytorum Sinicorum. Vol. I. Bryophyta, Pteridophyta, Gymnospermae, Angiospermae (Casuarinaceae-Hermanniaceae). vi + 1157 pp. 1972. Vol. II. Papaveraceae-Cornaceae. iv + 1312 pp. 1972. Vol. III. Diapensiaceae-Solanaceae. iii + 1083 pp. 1974. Vol. IV. Scrophulariaceae-Compositae. iii + 932 pp. 1975. Vol. V. Monocotyledoneae. iii + 1146 pp. 1976. Science Press, Peking.
- BOUGHEY, A. S. 1965. Comparisons between the montane forest floras of N. America, Africa and Asia. *Webbia* **19**(2): 506-517.
- CHANEY, R. W. 1948. The bearing of the living metasequoia on problems of Tertiary paleobotany. Proc. Natl. Acad. Sci. U. S. A. **34**: 503-515.
- CHENG, W. C., L. K. FU, *et al.* 1978. *Flora Reip. Pop. Sin.* **7**: 34-54.
- CHU, K. L., & W. S. COOPER. 1950. An ecological reconnaissance in the native home of *Metasequoia glyptostroboides*. *Ecology* **31**: 260-278.
- FLINT, R. F. 1957. Glacial and Pleistocene geology. xiii + 553 pp. Wiley, New York.
- FLORIN, R. 1952. On metasequoia, living and fossil. *Bot. Not.* **1952**: 1-29.
- . 1963. The distribution of conifer and taxad genera in time and space. *Acta Horti Berg.* **20**: 121-312. [Additions and corrections. *Ibid.* 319-326. 1966.]
- FLOUS, F. 1936. Espèces nouvelles de *Keteleeria*. *Bull. Soc. Hist. Nat. Toulouse* **69**: 399-408.
- FULLING, E. H. 1976. *Metasequoia*—fossil and living. *Bot. Rev.* **42**: 215-315. [Additions. *Ibid.* **43**: 281-284. 1977.]
- GOOD, R. 1974. Geography of flowering plants. ed. 4. 557 pp. Longman, London.
- GRESSITT, J. L. 1953. The California Academy-Lingnan dawn-redwood expedition. *Proc. Cal. Acad. Sci.* **28**: 25-58.
- HARA, H. 1966. Taxonomic comparison between corresponding taxa of

- Spermatophyta in eastern Himalaya and Japan. Pp. 627-657 in H. HARA, comp., The flora of eastern Himalaya. x + 744 pp. University of Tokyo Press, Tokyo.
- HU, H. H. How *Metasequoia*, the "living fossil," was discovered in China. Jour. N. Y. Bot. Gard. **49**: 201-207.
- & W. C. CHENG. 1948. On the new family Metasequoiaceae and on *Metasequoia glyptostroboides*, a living species of the genus *Metasequoia* found in Szechuan and Hupeh. Bull. Fan Mem. Inst. Biol. II. **1**: 153-166.
- KALKMAN, C. 1965. The Old World species of *Prunus* subg. *Laurocerasus* including those formerly referred to *Pygeum*. Blumea **13**: 1-115.
- LEE, J. S. 1939. The geology of China. 527 pp. Thomas Murby & Co., London.
- LI, H. L. 1971. Floristic relationship between eastern Asia and eastern North America. Trans. Am. Philos. Soc. **42**: 371-429.
- MATHEWS, R. H. 1931. A Chinese-English dictionary. xxiv + 1226 pp. Presbyterian Mission Press, Shanghai.
- MERRILL, E. D. 1948. *Metasequoia*, another "living fossil." Arnoldia **8**: 1-8.
- MIKI, S. 1941. On the change of flora in eastern Asia since Tertiary Period. I. The clay or lignite bed flora in Japan with special reference to the *Pinus trifolia* beds in Central Hondo. Jap. Jour. Bot. **11**: 237-303.
- . 1953. On *Metasequoia*, fossil and living. 141 pp. Nippon Kôbutsu Shumi-no, Kyoto.
- . 1954. The occurrence of the remains of *Taiwania* and *Palaeotsuga* (n. subg.) from Pliocene beds in Japan. Proc. Japan Acad. **30**: 796-981.
- NAIRN, A. E. M., ed. 1961. Descriptive palaeoclimatology. xi + 380 pp. Interscience Publishers, Inc., New York.
- OHWT, J. Flora of Japan. (English edition; F. G. MEYER & E. H. WALKER, eds.) ix + 1067 pp. Smithsonian Institution, Washington, D. C.
- ORR, M. Y. 1933. A new Chinese silver fir. Notes Bot. Gard. Edinburgh **18**: 1-5.
- . 1933a. Plantae Chineses forrestianae: Coniferae. *Ibid.* 119-158.
- REHDER, A. 1940. Manual of cultivated trees and shrubs. ed. 2. xxx + 996 pp. Macmillan, New York.
- . 1949. Bibliography of cultivated trees and shrubs. xl + 825 pp. Arnold Arboretum, Jamaica Plain, Massachusetts.
- & E. H. WILSON. 1914. Taxaceae and Pinaceae. In: C. S. SARGENT, ed., Pl. Wils. **2**: 3-62.
- SMALL, J. K. 1913. Flora of the southeastern United States. ed. 2. 1394 pp. "Published by the author," New York.
- WANG, Z., & P. Y. FU. 1974. Plantae novae Salicacearum Tibetarum. Acta Phytotax. Sinica **12**: 191-213.
- WILSON, E. H. 1926. The taxads and conifers of Yunnan. Jour. Arnold Arb. **7**: 37-68.
- WOLFE, J. A. 1969. Neogene floristic and vegetational history of the Pacific Northwest. Madroño **20**: 83-110.
- . 1978. A paleobotanical interpretation of Tertiary climates in the Northern Hemisphere. Am. Sci. **66**: 694-703.
- WOOD, C. E., JR. 1971. Some floristic relationships between the Southern Appalachians and western North America. Pp. 331-404 in P. C. HOLT, ed., The distributional history of the biota of the Southern Appalachians.

Part II. Flora. Research Div. Monogr. 2. Virginia Polytech. Inst. State Univ. Blacksburg.

- . 1972. Morphology and phyto geography: the classical approach to the study of disjunctions. *Ann. Missouri Bot. Gard.* 59: 107-124.

ARNOLD ARBORETUM
22 DIVINITY AVENUE
CAMBRIDGE, MASSACHUSETTS 02138