


Odontoglossum Alliance Newsletter

Volume 4

2005

IN THIS ISSUE

Odontoglossum Meeting	Page 1
Dues Notice	Page 2
Cyrtorchilums	Page 3
18th WOC Report	Page 6
Color	Page 11



Odontoglossum Alliance Meeting

The 2005 Odontoglossum Alliance meeting and Dinner is Friday evening, 21 October in conjunction with the Fall 2005 Mid-America Orchid Conference and Show (MAOC). The Odontoglossum Alliance meeting is scheduled for October 21, 2005 beginning at 6:00 PM that Friday. The show schedule is for set-up on Friday 21 October, Show and AOS judging Saturday morning, MAOC speakers, auction and banquet are on Saturday afternoon and evening. The show will close on Sunday evening. The location is the King's Island Resort and Conference Center, King's Island Mason, Ohio. This is a northern suburb of Cincinnati, Ohio.

To sign up for the evening program Contact Steve Ryan

Email: ryan_steve@sbcglobal.net

Phone: 937-296-0355

1700 Kruss Avenue, Dayton, Ohio 45429

For Hotel Information visit: www.Kingsislandresort.com

For more information about MAOC and the week end visit the website

www.gardenersutopia.com/MAOCfall/

The Odontoglossum Alliance meeting, speakers, dinner and auction will begin Friday 21 October at 6:00 PM

6:00 PM Dinner with Cash Bar

7:00 PM Speaker: Bob Burkey, Kamuela Greenhouse/Specialty Orchids, Hawaii. Topic: New Odont Alliance Hybrids, "Hither and Yon" (to paraphrase Keith Andrew)

8:00 PM Mario Ferusi and Russ Vernon. Topic: "Odont Culture in the Midwest"

9:00 PM Odont Plant Auction

Sunday 23 October Open greenhouse, Larry Sanford

Monday 24 October Open greenhouse New Vision Orchids, Yorktown, Indiana, Russ Vernon
The dinner cost is \$25.00 per person with three entree choices of Stuffed Pork Loin, Chicken Cordon Bleu or Broiled Halibut Fillet.

Registration for the Odontoglossum meeting and dinner will be an option with the MAOC registration and conducted through the normal show registration. Included with registration will be a mini flask of 5 plants of Odontioda Burning Bed 'Patience' HCC/AOS x Oda. Leysa 'Patience' AM/AOS. Both parents are Bob Hamilton crosses recently awarded..

Further details of the show and meeting will be in the August 05 Odontoglossum Alliance newsletters.

Time Again For Dues Notice

It is time again for the notice for your dues payment for the period of August 05 – May 06. You may pay your dues for this coming period for one (1) or two (2) years. If a dues notice is included in your newsletter, it is time to remit. Please pay before 1 August 2005. If **NO** notice is in this mailing, your dues are already paid for this year.

As you will note there is no option to subscribe to the New Zealand Odontoglossum Alliance newsletter. We have not received an issue in about a year.

I shall look forward to finding your remittance in the mail box.

The Editor

John E. Miller

Odontoglossum Alliance

PO Box 38

Westport Point, MA 02791

“The Odontoglossums” by Leon Duval

The Odontoglossum Alliance reproduced “The Odontoglossums” by Leon Duval. This little book was printed originally in 1900. The reprinted version contains an English translation and some biographical material on Leon Duval. This book is now carried for sale in the inventory of:

McQuerry Orchid Books
5700 W. Salerno Road
Jacksonville, FL 32274
Phone/Fax (904)-387-5044
E-Mail: mcquerry2@aol.com
www.mcquerryorchidbooks.com

IN ORCHID HYBRIDIZING “IT IS THE JOURNEY AND NOT THE ARRIVAL THAT MATTERS”

-An adventure in cyrtorchilum hybridizing

By Dr. Howard Liebman

It was nearly 34 years ago that I made my first hybrid in the odontoglossum alliance, Oda Harry Seigel. Over the ensuing years I have experimented in nearly every genus and hybrid genus in the alliance having bred *Odontoglossums*, *Odontiodas*, *Odontocidium*s, *Wilsonaras*, *Miltonopsis*, *Miltonidium*s, *Odontonias*, *Vuykstekearas*, *Onciododas*, *Beallaras*, *Degarmoaras*, *Blackaras*, *Aspoglossums*, *Lageraras* and even one called *Liebmanara*. Some crosses have been disasters, but for any hybridizer this is part of the learning process. However, there have been enough hybrids of quality to encourage me to keep at it, since orchid hybridizing is an ongoing process in which each hybrid is not an end in itself, but a stepping-stone to future creations.

During the last 10 years I have turned my attention to the *cyrtorchilum* *oncidium*s. Up until recently these plants were registered by the RHS as *oncidium*s, but their hybrids are now registered as *cyrtorchilum*s. There are several reasons for this, but probably most important is that I can grow the various species and hybrids easily outdoors at my home, which is located in a protected canyon near the ocean in Pacific Palisades, a suburb of Los Angeles. Additional advantages include natural floriferousness, large flowers and a range of colors that exceeds most individuals' knowledge regarding this genus. While most knowledgeable orchid growers know the yellow brown flowers of *cyrtorchilum* (*oncidium*) *macranthum* and *serratum*, few are aware of the red *orgyale*, the copper and purple lip *pastase*, the white and brown striped *zebrinum* and *cuncaenum* or the purple or lavender flushed white *villinorum*.

Now having seen the first generation of hybrids bloom, I believe that I can comment on their characteristics, strengths and weaknesses. First of all, I can state that *cyrtorchilum* species raised from seed are far superior and easier to grow than imported collected plants. Excellent examples are the *macranthum* seedling that I have raised and the similarly excellent *macranthum* sibling crosses raised by Tom Perlite of Golden Gate Orchids. I have selected at least 7 superior cultivars from my early crosses for future breeding and obtained an AOS award on one. Tom's *macranthum* seedlings have been exceptional with several earning AOS awards and one that I recently saw at his greenhouse in Pacifica is probably the finest formed *macranthum* I have ever seen. Another example has been my outcross of *pastasae*. I and Tom raised a number of these seedlings and they have been uniformly excellent. One has recently earned an AOS award. It is notable that I attempted to grow nearly 20 different imported cultivars of *pastasae*, but lost all but three and only two bloomed for me. These were the parents of the cross and although they remain poor growers, their seedlings grow exceptionally well for me (although not nearly as well as they grow for Tom Perlite, but few people grow as well as Tom).

The building blocks for my present hybridizing program include a number of older registered *cyrtorchilum* hybrids. *Oncidium Sylvia Budd* is a cross of *Cyrt. macranthum* X *Cyrt. falcipetalum*. My plant came from a cross made at the Santa Barbara Orchid Estate and is a small (5cm) flower, but flat and dark brown

with a bright yellow edge to the petals. It is notable that *Cyrtorchilum* species whose flower has petals that lock in a forward manner, such as *Cyrt. falcipetalum* or *serratum*, will produce flat flowers when crossed with *Cyrt. macranthum* or *macranthum* hybrids. Apparently this petal trait is recessive. I also have frequently used the beautiful *Onc. (Cyrt.) Santa Barbara Gold "Geyserland" AM/AOS*, which is a cultivar that resulted from a cross of *macranthum* X *chysodipterum* (most likely the true parent is *Cyrt. ionodon*), also made at Santa Barbara Orchid Estate and raised by Andy Easton. Andy used this plant of *Onc Santa Barbara Gold*, crossing it with his own clone of *Sylvia Budd*, to make *Onc. (Cyrt.) Geysers Goldmine*. I was fortunate enough to acquire 7 large seedlings of this cross and have used them extensively in my hybridizing program. Two of the seedlings have earned AOS awards, variety "Rustic Glory" HCC and "Rustic Canyon" HCC. However, all the flowers of *Onc Geysers Goldmine* that I have seen are all significantly larger than the *Sylvia Budd* and have exceptional color and texture. Other older hybrids that I have incorporated into my hybridizing program include *Oncidioda Crowborough "Chelsea" AM/ AOS, RHS* (a difficult parent), *Wilsonara Lyoth "Ruby" AM/RHS*, *Burrageara Lyoth AM/RHS*, *Wilsonara Rock Island "Rustic Canyon" HCC* and *Odontonia Bragelonne "Plush"* (The *odontoglossum* in this hybrid is *Odm Edwardii* which is now known to be a *cyrtorchilum*).

One of my early hybrids to bloom was a cross of *Cyrt. microxiphium* (now known as *Cyrt. tucumanense*) X *Cyrt. Orgyale* (now known as *Cyrt. undulatum*) registered as *Oncidium Rustic Coppertone*. The compact growing *tucumanense* was the pod parent and tamed the rambling growth of the *orgyale* (*undulatum*). The hybrid was true to its name being a glowing copper color occasionally flushed with purple. Another interesting early cross was *Onc Rustic Surprise* (*cyrt. macranthum* X *serratum*). The cultivar "Rustic Canyon" HCC/AOS has an interesting pattern of chocolate brown on bright yellow petals and sepals. I would love to remake this cross with pollen from the beautiful *macranthum* I saw at Tom Perlite's with an exceptional *serratum* that I obtained from an outcross made by Robert Hamilton.

Somewhat following the example of Andy Easton, I crossed *Onc. Santa Barbara Gold "Geyserland"* with *falcipetalum*, a cross that I registered as *Onc. Kathryn Rickles*. The cultivar, "Rustic Canyon" HCC/ AOS was not as full as *Onc. Geysers Goldmine*, but had a strong color and a lovely yellow picotee on the dorsal sepal. I have crossed this clone with one of my awarded *macranthum*s. A cross made between *Oncidium Geysers Goldmine "Rustic Glory"* with two exceptional cultivars of *macranthum*, named *Onc Rustic Glory*, produced some exceptional full *macranthum*-type flowers with a number having rich brown or copper markings on full bright yellow-based petals. Awarded clones, "Rustic Canyon" HCC and "Rustic Eight" HCC, had solid yellow petals, but represented a minority of the cross. When *Onc Pastasae* was crossed with *Onc. Geysers Goldmine* variety *Gold Tips*, the resulting plants had the rambling growth of *Onc. Pastasae* with 2 to 3 feet between pseudobulbs, but fascinating flowers of mustard yellow with purple-brown spots on the petals. None of the plants that I have bloomed would be considered awardable, but the flower color was somewhat unusual and I have used their pollen back onto selected *Geysers Goldmines*.

Using molecular taxonomy, a number of high elevation *odontoglossum*s have now been reclassified as *cyrtorchilum*s. The most important of these include *Odm. edwardii*, *ramossimum*, and *lindenii*. I have remade two older hybrids with *Cyrtorchilum*s and *Odm. edwardii*. *Odontocidium Edwardatum* (*Odm edwardii* X *Onc. serratum*) gave open flowers with the rich purple color of *edwardii*. *Odontocidium Southgate* (*Odm edwardii* X *Onc macranthum*) had fuller flowers, also with the rich purple of *edwardii*. While none of the plants that I have bloomed would be considered awardable, they are future stepping stones to richer colors in this genus. I am expecting superior flowers from a cross of *Cyrt. villinorum* by *Odcdm Southgate*. I bloomed a lovely cross

of *Odm ramossimum* with *macranthum* which produced well formed flowers that opened purple brown on a pale yellow background and faded to light purple on a white-cream background. Unfortunately, it has not proven to be a fertile parent.

Crosses between standard *odontoglossum* and *cyrtochilum* hybrids are rare. Two lovely crosses have been *Odm cirrhosum* by *macranthum* named *Odcdm*. Ecuador. The original cross was made in Ecuador and registered by Milton Carpenter who sowed the cross in the United States. I remade the cross and it proved quite fertile and Tom Perlite has raised a large number of these seedlings. They have tended to bloom on small plants, a habit that is rarely seen in *cyrtochilums*. *Odontocidium Mac Hall* is a cross of *Odm hallii* by *macranthum* made by Gerardus Staal. These are beautiful large (10 cm) flowers, carried on a branched 2 meter branched inflorescence. The clone "Rustic Canyon" HCC is typical of this very fine cross. An exciting hybrid that has yet to bloom is *Odm noble* by *orgyale* made by Juan Felipe Posada of Colomborquedas. I am expecting to see some lovely purple flowers. The reason for this is that I bloomed a wonderful cross of his named *Brassidium Medellin Miracle* (*Brassia verracosa* x *Cyrt. orgyale*). My plant was awarded an Award of Distinction (AD) by the AOS. It is a counted 112 chromosome tetraploid that breeds readily with other *cyrtochilum*. *Brassidium Rustic Dancer* (*Medellin Miracle* X *macranthum*) is an excellent example of a hybrid of great vigor and ease of culture that I made with *Medellin Miracle*. *Ecuagenera Orchids of Ecuador* has made a hybrid of *Odm cirrhosum* by *Cyrt ionodon*. The flowers are very similar to *Odcdm*. Ecuador, but have heavier brown markings.

There are some interesting hybrids made with *rynchostele* and *cyrtochilums*. A hybrid has been registered between *Rhy. bictoniensis* and *macranthum* called *Seagull's*. Although I have never seen this original cross, I have seen a remake that was not very impressive. However, I have remade the cross using *Rhy. bictoniensis alba* and expect some lovely yellow flowers from this remake. A more interesting cross has been *Rhy uro-skinneri* by *macranthum*. The flowers were quite large and the form and color pleasing. I have remade this cross and made a similar cross with *Onc. Rustic Glory*. Several years ago I made a cross of *Rhy maculatum* by *macranthum* that was quiet fertile. However, all the replant flasks were lost when they overheated in the trunk of my car. It is a hybrid that should be remade.

There are several hybrids that have been registered using true *oncidiums* with *cyrtochilums*. The late, great Don Richardson registered a cross between *Onc tigrinum* and *macranthum*. The cross was named *Oncidium Manhasset* and it produced several cultivars awarded by the AOS. Unfortunately, I am not aware of any divisions of this hybrid remaining in cultivation. This hybrid should be remade. *Oncidium maculatum* crossed with *macranthum* made *Oncidium Rustic Surprise*. One cultivar, "Rustic Canyon" received an HCC from the AOS. It did not prove to be a very fertile parent, but I did succeed in producing three seedling of *Rustic Surprise* by *Cyrt. geniculatum*, which should bloom this year. They are surprisingly vigorous seedlings.

Cyrtochilums have been crossed with *cochlioda noezliana* and *odontioda* hybrids. *Oncidioda Cooksoniae* was a cross of *Clda noezliana* by *macranthum*. A number of cultivars of this hybrid were awarded by the RHS early in this century and unfortunately none of these plants remain in cultivation. *Ecuagenera* has remade this hybrid and I have several, but they are very weak growers. The English orchid firm of Stuart Low made a number of subsequent *oncidioda* hybrids will *Cooksonae* of which only *Oncda Crowborough "Chelsea"* AM/AOS, RHS remains in cultivation. I have attempted to make a number of crosses with this plant, but it has proven to be not very fertile. I obtained one flask of *Crowborough "Chelsea"* by Geysler

Goldmine and gave this rare flask to Tom Perlite to grow. If anyone can grow it, Tom will. Several older hybrids registered as Charlesworthara (oncidium X cochlioda x miltonia) are now considered oncidiodas because the parent Miltonioda Ajax had Miltonia schroederiana as one parent and this is now considered to be an oncidium. Examples are Charlesworthara Alpha, noblis and Rajah. Oncidioda (Charlesworthara) Rajah "Whatcroft Hall" AM/RHS, HCC/AOS is still in cultivation and is fertile when crosses with Cyrtochilums.

A number of other interesting intergeneric hybrids with odontioda were made earlier in the century, but only Wilsonara Lyoth "Ruby" AM/RHS remains in cultivation. I have bloomed seedlings of Lyoth "Ruby" by macranthum which produced flowers of a copper color flushed with red purple. I have seen the RHS painting on Wilsonara Wendy "Cardinal" AM/RHS (Odm. Lambeauianum x Oncda Cooksoniae) and the seedlings of this cross are very similar in form and color. Only two plants survived the one replant flask, but both are strong growers. Wilsonara Rock Island was a hybrid of Oda Carmine by Cyrt. ventilabum made at Beall Orchids in Washington. The cross has received 3 AOS awards and the cultivar "Rustic Canyon" proved fertile and seedlings of a cross with Onc Geyser Goldmine are now blooming size. A cross of Oda Michelle Kwan by macranthum proved very fertile and Tom Perlite is raising a large number of these seedlings for me. It is not very surprising that the cross would prove fertile since one parent of Michelle Kwan is Odm edwardii, a cyrtochilum. I would predict that the resulting seedlings will have strong red-purple color that will intensify with age. Finally, my most exciting new cross that produced only three replant flasks is Vuylsteleara Edna "Stamperland" FCC/AOS, RHS by macranthum. This Burrageara hybrid should produce intensely colored flowers with the ability to grow in the intermediate greenhouse. Tom Perlite and Robert Hamilton are growing the seedlings of this cross.

A present, I have over thirty new cyrtochilum interspecies and intergeneric crosses in flask. In addition, several interesting hybrids have been made by Robert Hamilton and Tom Perlite in San Francisco. Robert made an exciting cross of Odm ramossimum by Cyrt. villinorum. Tom has remade Onc (Cyrt.) McBeananum, an older hybrid of macranthum by superbiens. My adventures in orchid hybridizing will continue until I am either too senile or weak to place the pollen of one flower on another, for orchid hybridizing is truly an adventure. For as the French writer, Montaigne, observed, "It is the journey and not the arrival that matters."

Report on the 18th World Orchid Conference – Dijon France By Robert Hamilton

In late 2003, I received an invitation to present a talk on odontoglossums at the 18th World Orchid Conference in Dijon, France from a colleague. This was followed up by an official invitation from the conference organizers a few months later. Upon thinking on it, I accepted the invitation. My last trip to France was in 1969, a trip I gifted myself as graduation present. A second reason for accepting this talk was I have become more passionate in promulgating the idea that some orchid hybrids contain a treasury of genes from one-of-a-kind, turn of the century plants and are just as "endangered" as wild orchids. This is particularly true for odontoglossums because of their finicky cultural requirements.

Correspondence and instructions from the WOC conference organizers was clear and concise instructions. One requirement was to present a 20 minute program and allow 10 minutes for questions using Microsoft's PowerPoint software for the presentation. Thus, I would have to create my first PowerPoint orchid presentation. This stirred a bit of apprehension, taking note of Joe Parker's, an orchid colleague's maxim, "power corrupts, and PowerPoint corrupts absolutely".

To begin with I needed to scan my slides. The scanner I owned was a medium priced, desktop scanner and not terrific for slide work. Investigating options such as a commercial digitizing service, buying a dedicated slide scanner or simply upgrading my desktop unit I opted to upgrade my desktop scanner. After some research I bought a ScanMaker i900 by Microtek. This turned out to be a popular product which was on back order at most vendors. There was a delay of a few weeks in receiving it. When it arrived I spent two days trying to make it work. With online help from the Microtek "helpline" I determined it was defective. I must add the company was most helpful in diagnosing a problem. It was sent back to the vendor and replaced. I use B&H Photo in New York for such orders and want to add a comment they have been excellent vendors over the years and stood behind this product. A replacement came a few weeks later. Because I am a chronic procrastinator, I was behind schedule.

In spite of managing a research facility for UC Berkeley's Dept. of Electrical Engineering and Computer Sciences, I am not particularly adept at reading manuals or using computers. Fortunately, this scanner proved easy to use. It produces excellent digitized slides which are better than mid-priced dedicated slide scanners! Fortunately, I found PowerPoint a straightforward program and relatively easy to use.

For travel arrangements, I looked over the hotels suggested by the Conference but opted for an off-the-beaten-track hotel a friend's brother recommended. He is an art instructor in Utrecht, Holland and tours his students to Dijon. He recommended the Hotel Du Sauvage located in the old center of Dijon. At 55 € per night it was priced right. My sister, who lived 12 years in Geneva, Switzerland, recommended we fly to Munich, then Geneva and drive to Dijon and avoid landing in Paris. It turned out to be a good plan. We chose Lufthansa given my last, cramped and tortured flight to England via United Airlines. I always enjoy payback time!

The flight over was terrific – Lufthansa a great choice. With the German passion for timely schedules the stopover in Munich was exactly 45 minutes and the flight to Geneva slightly more than one hour. My partner, John Leathers and I spent a couple of days in Geneva before heading for Dijon. I planned our arrival for Saturday, two days before my talk and several days after the conference opened.

The drive from Geneva was a pleasant and scenic. The roadways in France are terrific – much better than the third-world roads now common in California. We were in Dijon in less than two hours. Upon finding the hotel we both laughed. It was an absolutely charming, 15th Century carriage house with a private courtyard. It doesn't get any better! We were given a large room at the top of a spiral staircase. We unpacked our luggage and headed off for the 2005 WOC, hoping to find friends.

The 2005 WOC was held in conjunction with Florissimo, a horticultural show that travels about Europe. Originally it was planned for Paris but moved to Dijon. The venue was described in e-mail as "palatial". I suppose there is an issue with translation because the correct English word is "warehouse" - there was nothing "palatial" about the exhibition hall. After some searching we found our way in, registered and set about. Just before entering the exhibition we ran into two of our favorite San Francisco orchid growers, Anna Chai and

Pui Chin. They had arrived days earlier and were bored. They were on their way to Paris. This did not bode well.

The exhibition area was immense. The first sense provoked; however, was not visual but nasal. The odor was similar to some kind of bug spray. It turned out, those staging the show had used some kind of asphalt to anchor gravels in place. It was no a pleasant smell.

The exhibition halls were populated with a good number of large exhibits. Displays were, for the most part well staged. The overwhelming type of orchids displayed were meristem material, i.e. dendrobiums, phae-lanopsis, etc.; not the kind of plants that attract specialty growers. All of the times I visited the exhibitions and halls were crowded and it was difficult getting good views. There were a few some notable such as Robert Fuch's nursery and the Eric Young Foundation (EYF). Although the EYF showed some very fine cymbidiums their odontoglossums were not up to pare with what I have come to expect. With Alan Moon retired and Prof. Don Wimber deceased the best for odontoglossums may be in the past for the EYF. Moon's brilliant hybridizing with the knowledge of chromosome numbers Don Wimber provided of the EYF plants is now gone.

Because the 2005 WOC was held concurrent with Florissimo the duration of the show was 10 days. This is longer than most WOC's. In addition, CITES in France made it virtually impossible to display potted plants. Ten days is a long time for cut spikes to last.

I did not bring any plants to France or buy plants while there so I had no personal experience with CITES at the 2005 WOC. I can report what I heard. Many vendors remained plant-less throughout the show, their plants held up by inspectors, the paperwork deemed "improper". CITES was clearly implemented in a way to do economic harm to some vendors, particularly those that deal in species. One Peruvian vendor had his flasks, which eventually made it through inspection process, purposefully smashed and "dumped" in the parking lot when delivered by inspectors at the end of the show.

Clearly, there was an agenda to these actions. CITES is becoming political. In my opinion, commercial orchid producers of meristem and pot plant material are delighted. An impediment is in place which smaller producers find burdensome and economically harmful. The inspectors enforcing CITES frankly don't know chalk from cheese about orchids. Regrettably, our orchid organizations have been ineffective at adding sanity to the various implementations of CITES. Some botanic gardens are the provocateurs of these draconian implementations. They get theirs, however in the name of science.

In my talk I name CITES as one of the antagonists in the endangerment of hybrid odontoglossums. Specifically, I borrow a phrase, "an iron curtain has descended over the world of orchids". The upshot of CITES as practiced in France for this event is many vendors will not again participate at a conference France; no vendors, no growers! This is more than shooting yourself in the foot; it is blowing off both your legs, above the knees!

In addition to orchids, the sales area hosted other garden and plant items, sundries and some terrific foods. No one can deny the French are great epicures. There were several vendors selling excellent selections of spices.

The talks were spread out over four days with three talks running concurrently. There were many excellent

presentations. Including poster sessions and information booths there were approximately 98 presenters. I found many of the posters fascinating with much high-caliber research.

My talk began with an unexpected comic air. The presenter before me left his PowerPoint slide show in the run mode. When I plugged my memory stick into the provided laptop my passport, my car rental papers, airline tickets, etc. started slewing past. In an attempt to gain control, I ALT-CNTL-DELETE'd the computer to get back to a "desktop". Alas, a desktop appeared I was unfamiliar with and in French (remember Joe Parker's maxim)? Fortunately a young man from the audience came forward and set things right back on track. My last minute idea of scanning my travel documents was not so well planned. Leaving these file at the same hierarchy as my PowerPoint presentation made them accessible to the running PowerPoint program. This event added a light-hearted touch to my presentation. No matter, I don't mind a laugh at my expense. My talk was well attended and well received. It was the only talk dealing with odontoglossum culture.

While at the WOC we had a chance to meet up with Cynthia Hill Beckendorf and Steve Beckendorf who were celebrating their honeymoon. This made for a good number of fun excursions. Cindy's French skills were an asset. Steve, having done post-graduate research in Geneva also was familiar with French. Dijon and the surrounding countryside are truly magnificent. Dijon sits in the middle the famed Cote D'Or, an important wine producing area of great scenic beauty. Dijon is a medieval city with Roman roots. With its historic Burgundian-wealth there is wonderful architecture and great museums. The old center of the city is right out of a Dumas novel. The shops and markets were fun.

Steve Beckendorf arranged a meeting in the countryside with Dr. Guido and Lieve Deburghraeve of Belgium and John and Anne Gay, both noted odont growers. John is active in the North of England Orchid Society and past President of the Great Britain Odontoglossum Alliance. Guido has a superb odontoglossum species collection and is familiar with the French countryside. He arranged an excellent dinner complete with terrific wines at a small country inn. That evening it snowed which made it very special.

Juan Felipe and Maria Victoria Posada of Colombia were also in Dijon with friends. I was honored Juan Felipe delayed his plans to leave long enough to attend my talk. Juan Felipe Posada studied in France and is trilingual, clearly a real asset when visiting. We also dined with growers Don and Carrie Brown from Santa Barbara and Norrito Hasigawa – all great company. In spite of bad food and terrible service it was a fun evening. What can one expect when service is a tariff rather than a gratuity, bad service!

Was the 2005 Dijon WOC a success? If one gages success by attendance than it was a success. The show was crowded for all ten days it was open. The lectures and presentations were, on a whole excellent. Could one buy interesting plants? For the most part no; the plants were confiscated by French CITES authorities or delivered too late to be sold.

One of the great lures of orchid shows and particularly world orchid conferences is fellowship. Was there fellowship? While I met old friends and acquaintances in Dijon I never met my hosts. I received no courtesies such as a welcoming, a phone call, a handshake or a tour of a greenhouse. There was a speaker's lunch. At 50 €, on principals I did not chose to attend. The closing dinner was a black-tie affair at a historic monastery – 150 € per person. Somehow, traveling to France with a tux did not appeal to me. One could opt to wear "native dress" in lieu of black tie but I could not figure out if this meant war paint and a feathered bonnet or simply the blue work-shirt and Levi's I treasure when I work in the greenhouse.

Upon return to the US I have not received a thank you or follow-up for my efforts. The organizers of Dijon are abnormal hosts.

I close on a positive note. From Dijon we continued on our vacation traveling via the TGV train (superb technology and smooth as silk) to Paris again meeting up with Cindy and Steve. After Paris, we took the TGV south to Lyon, for the best food in France and more great scenery. Finally, on by car to Arles a city with a Roman amphitheater still used for bullfights and the home for a duration of Gauguin and Van Gough. One final orchid note, on a day trip from Arles we visited the Pont de Gard, an intact Roman aqueduct. We hiked around the area of this attraction. There, blooming for us at the top of the hills were serapias, a European terrestrial orchid genus. Finding serapias in bloom really fulfilled a dream.

Notes for pictures on page 11

Pont du Gard, near Avignon, France - two photos

The Pont du Gard is the most spectacular part of the aqueduct built by the Romans in the first century AD to bring fresh water to the city of Nimes. Its construction took only a dozen years or so. A utilities work, le Pont du Gard is also a work of prestige, intended to show the superiority of the Roman civilization, then at the pinnacle of its power and glory. The Pont du Gard spans the Gardon, which flows along the bottom of a valley deeply carved in the surrounding plateau. This peaceful creek, where bathing can be so pleasant in summer, can transform itself into a destructive torrent following violent autumnal rains.

We hiked in the hills above the Pont du gard and found plants which we presume are a species of Serapia in bloom.

Near Dijon:


Hospices de Beaune, Cote d'Or, Cindy and Steve Beckendorf sitting by the fountain in the courtyard of this hospital noted for its architecture, art and decorative roofs.

Abbey along the Cote d'Or, note roof tiles


Chateau along the Cote d'Or

Notes for pictures on pages 12 and 13


Dr. Howard Liebman slides from a 52 set of Power Point slides. We have printed about half of them in this issue and the balance will be in the August 05 issue.




Abbey



Chateau along the Cote d'Or




Clindy and Steve Beckendorf



Pont du Gard



Serapia



Roman Aqueduct



Photo: H Liebman

Cyrtorchilum macranthum
Typical form

MACRANTHUM VAR SPLENDENS



The all yellow form
of macranthum

Photo: H Liebman

LINE BRED MACRANTHUMS ARE SUPERIOR




Cyrt. macranthum "Rustic Five" HCC/AOS 77pts Photo: R Clark

**RECENTLY AWARDED
MACRANTHUMS**



Photo: K Barrett

Cyrtorchilum macranthum var nanum
"Golden Gate" HCC/AOS 77pts



Cyrtorchilum macranthum var nanum
"Rio Verde" HCC/AOS 75pts

**RECENTLY AWARDED
MACRANTHUMS**



Photo: K Barrett

Cyrtorchilum macranthum var nanum
"Memoria Henry Ho Hur" HCC/AOS 76pts




Photo: K Barrett

Cyrtorchilum macranthum var nanum
"Pacific Gold" AM/AOS 85pts

**CYRTOCHILUM MACRANTHUM
As Good as It Gets**



Sibling cross by Tom Perlite
of Golden Gate Orchids



F3 generation of line bred
Macranthums by Howard Liebman

CYRTOCHILUM SERRATUM



An unusual form of the
species where the petals
spontaneously unlock. From
a sibling cross of Robert
Hamilton

Photo: H. Liebman

CYRTOCHILUM IONODON



Lovely species from Ecuador.
Shown is variety 'Rustic canyon'
HCC/CHM/AOS.

Photo: R. Clark

CYRTOCHILUM GARGANTUA



Photo: R. Clark

Species from Peru. Shown is variety
"Rustic Canyon" HCC/AOS

CYRTOCHILUM TRIFURCATUM



Species from Ecuador.

Photo: Armando Montebello

CYRTOCHILUM CRYPTOCOPIS



Lovely species from Ecuador

Photo: G Kennedy

CYRTOCHILUM XANTHADON



Species from Colombia. Small
flowers, but very floriferous.
Shown is variety "Rustic Canyon"
CBR/AOS.

Photo: R. Clark

CYRTOCHILUM CUMANDA



Rare species from Ecuador

CYRTOCHILUM GENICULATUM



A variable species from Ecuador.
Previously misidentified as Cyrt.
monachicum. The best forms
are more purple in color.

Photo: H. Liebman

CYRTOCHILUM SUPERBIENS



Photo: Eric Hunt

An important species from Colombia. Used in
early hybrids and a parent of great potential

**CYRTOCHILUM TUCUMANENSE
(MICROXIPHUM)**



A cyrtorchilum from Bolivia. Grows with a very compact habit.

Photo: Ron Parsons

CYRTOCHILUM PASTASE



A very lovely species from Ecuador. The flower pictured is from an outcross made by Howard Liebman.

Photo: Robert Hamilton

**CYRTOCHILUM ORGYALE
(UNDULATUM)**



Richly colored species from Colombia and Venezuela. Great potential as a parent.

Photo: R Hamilton

CYRTOCHILUM LOXENSE



A uniquely colored species from Ecuador. Shown is variety J & L CBR/AOS

Photo: C. M. Fitch

CYRTOCHILUM VOLUBILE



Photo: Patricia Harding

One of the finest species from Peru. Great promise as a parent.

CYRTOCHILUM VILLANORUM



Photo: Eric Hunt



Photo: Ron Parsons

Species from Peru. Originally shown to the RHS in the early 1900's as *Oncidium comiperum*

CYRTOCHILUM ENGELII



Very rare species from Venezuela. Plant shown is variety "Rustic Canyon" CBR/AOS.

Photo: C Rowden

CYRTOCHILUM ZEBRINUM



Species from Venezuela.

Photo: H Liebman

CYRTOCHILUM CUENCANUM



Photo: Eugenera

Species from Ecuador. Very similar in growth and flower to *Cyrt. zebrinum*

**ONCIDIUM SANTA BARBARA GOLD
"Geyserland" AM/AOS**



A cross between *Cyrt macranthum* and *Cyrt crysodipterum* (lonodon). This has proven to be a superior parent for form and color. Awarded 80 pts.

Photo: P Bechtel

ONCIDIUM SYLVIA BUDD



Hybrid of *Cyrt. macranthum* by *Cyrt. falcipetalum*. A promising parent.

Photo: H. Liebman

ONCIDIUM MONACRANTHUM



Photo: Eric Hunt

This was originally believed to be a natural hybrid between *Cyrt. monacanicum* and *macranthum*. However, the plant originally believed to be *monacanicum* is now recognized as *Cyrt. geniculatum*. Variety shown "Golden gate" HCC/AOS.